



2021-22

Hartford Wolf Pack

Media Guide





HARTFORD WOLF PACK 2019-20

1 Civic Center Plaza
Hartford, CT 06103

www.hartfordwolfpack.com
facebook.com/HartfordWolfPack
[twitter.com/@WolfPackAHL](https://twitter.com/WolfPackAHL)

Phone: (860) 249-6333
Fax: (860) 241-4226
Tickets: (855) 762-6451



Personnel

General Manager, New York Rangers/Governor, Hartford Wolf Pack

General Manager, Hartford Wolf Pack

General Manager, XL Center

Assistant General Manager, XL Center

Head Coach

Assistant Coach

Goaltending Coach

Director of Hockey Operations

Athletic Trainer

Strength and Conditioning Coach

Assistant Athletic Trainer

Assistant Strength and Conditioning Coach

Equipment Manager

Assistant Equipment Manager

Video Coach

Vice-President, Corporate Sales

Ticket Sales Manager

Director of Finance

Director of Marketing

Manager of Broadcasting & Public Relations

Game Presentation & Graphic Design Manager

Marketing Manager

Corporate Sales Manager

Box Office Manager

Group Sales Manager

Sales Specialist

New Business Specialist

Ticket Revenue & Community Manager

Human Resources Manager

Team Information

Club Colors

Home Arena

Seating Capacity

Ice Surface Dimensions

Attendance Records

Press Box Location

Audio Webcasts

Time Zone

Chris Drury

Ryan Martin

Ben Weiss

Pearson Davis

Kris Knoblauch

Steve Smith

Jeff Malcolm

Matt Harlow

Brian Fairbrother

John Sardos

Jared Degler

Jeremy Brooks

Craig Lewis

Mark Riepe

Chris Hoeler

Bryan Dooley

Patrick Prendergast

Ashley Shea

Megan Boyle

Alex Thomas

Calvin Spohn

Emily Vance

Rose LeBlanc

Rebecca Nicholson

Katie Force

Marcello Migic

Matt Caputo

Brendan O'Halloran

Elyse O'Connell

Navy Blue, Red, White and Silver

XL Center Veterans Memorial Coliseum

15,635

200' x 85'

Game: 21,673 (Rentschler Field) vs.

Providence 2/19/11; 14,115 (at XL

Center) vs. Springfield, 1/24/98

Season: 288,859 (1998-99)

Average: 7,221 (1998-99)

Bottom of Sections 234-238

www.hartfordwolfpack.com/stream

Eastern

General Manager Ryan Martin



Ryan Martin was named Assistant General Manager of the New York Rangers and General Manager of the Hartford Wolf Pack on August 25th, 2021.

Martin joined the Rangers organization after spending the past 16 seasons with the Detroit Red Wings organization (2005-06 – 2020-21). He spent the last eleven seasons (2010-11 – 2020-21) as the organization's Assistant General Manager. In that role, Martin spent eight seasons (2013-14 – 2020-21) as the General Manager of the Red Wings' AHL affiliate, the Grand Rapids Griffins. Under Martin's guidance, the Griffins won the 2017 Calder Cup and

advanced to the Calder Cup Playoffs in every season in which the annual postseason tournament took place.

While with the Red Wing's organization, Martin spent five seasons (2005-06 – 2009-10) as the team's Director of Hockey Administration. Martin was also a member of the Red Wings organization when the club won the Stanley Cup at the conclusion of the 2008-09 NHL season.

In addition to his work with the Red Wings, Martin served as a scout with USA Hockey for their World Junior Championship team in 2021. That team won a Gold Medal in the Edmonton bubble in January 2021.

Prior to beginning his career with the Red Wings, Martin worked in Denver, Colorado from 1999 through 2003 as an attorney. He also worked at KO Sports, Inc.

With the Rangers, Martin will oversee all aspects of hockey operations with the Wolf Pack, including player personnel decisions, player development, contract negotiations, and player movement.

Head Coach Kris Knoblauch

Kris Knoblauch was named the seventh Head Coach in Wolf Pack history on July 29, 2019.



Knoblauch came to the Wolf Pack after two seasons as an assistant coach with the NHL's Philadelphia Flyers. Before that stint, he spent seven seasons as a head coach at the Major Junior level, two (2010-11 and 2011-12) with the Kootenay Ice of the Western Hockey League (WHL) and five with the Ontario Hockey League's (OHL) Erie Otters. All told, Knoblauch amassed a Major Junior career coaching record of 298-130-16-13, for a points percentage of .684, in 457 games.

In his first season as a head coach, 2010-11 with Kootenay, Knoblauch piloted the Ice to a 46-21-1-4 record for 97 points in the regular season, and a 16-3 playoff run that saw Kootenay capture the WHL championship and earn a berth in the Memorial Cup.

After finishing his Kootenay tenure with a total record of 82-47-7-8, Knoblauch moved behind the Erie bench November 29, 2012. Subsequent to that season, he led the Otters to four consecutive 50-win campaigns, making the Otters the first team in the history of the Canadian Hockey League (comprised of the OHL, WHL and Quebec Major Junior Hockey League) to accomplish that feat.

Knoblauch's 2016-17 Erie club won the OHL championship and advanced all the way to the final of the Memorial Cup, and both that team and the previous year's Otter squad won the Hamilton Spectator Trophy for compiling the best regular season record in the OHL. Knoblauch was named OHL 'Coach of the Year' in 2015-16, and guided Erie to the OHL final in 2014-15. He finished his Erie tenure with an overall record of 216-79-9-5 (.722) in 309 games.

Prior to becoming a head coach, Knoblauch served as an assistant coach with Kootenay for three seasons (2007-08 - 2009-10). The first coaching experience for the Imperial, Saskatchewan native was one year (2006-07) as an assistant with the WHL's Prince Albert Raiders.

Knoblauch has also coached in several international tournaments, including helping Canada to a silver medal in the 2017 IIHF World Junior Championship as an assistant coach.

A seventh-round pick (166th overall) by the New York Islanders in the 1997 NHL Draft, Knoblauch, who was born September 24, 1978, enjoyed a three-year playing career in the WHL and played five seasons (1999-00 - 2003-04) of Canadian University hockey at the University of Alberta, winning a CIAU University Cup championship his first year.

Director of Hockey Operations Matt Harlow



Matt Harlow was named Director of Hockey Operations for the Hartford Wolf Pack ahead of the 2021-22 AHL season. Prior to joining the Wolf Pack, Harlow served as the Director of Hockey Operations for the Northeastern University Huskies men's hockey team for two seasons, 2019-20 and 2020-21.

While with the Huskies, Harlow helped guide the program to two winning seasons. That included the program's third straight Beanpot Championship in February of 2020, and the program's first Belpot

Championship. The Belpot is awarded to the winner of the Friendship Four hockey tournament in Belfast, Northern Ireland. The Huskies defeated Colgate enroute to the 2020 Championship.

Prior to his time inside historic Matthews Arena, Harlow spent one season at Tabor Academy in Marion, Mass. There, he served as an assistant coach and recruiting coordinator before being promoted to interim head coach.

Before Tabor, Harlow was an amateur scout in the New England region for the NHL's New York Islanders during the 2016-17 and 2017-18 seasons. In that role, Harlow was responsible for evaluating draft eligible prospects in the region.

Harlow has also spent time as an assistant coach at Stonehill College (NE10), and as a head coach with the South Shore Kings at the U14 level and Neponset Valley River Rats at the U15 level.

Prior to coaching and scouting, Harlow played both collegiately and professionally. Harlow graduated from Brown University in 2015, following a four-year playing career at the school. Over the course of 127 games at Brown, Harlow scored 36 points (17-19-36) and amassed 68 penalty minutes.

Following his NCAA career, Harlow played in 47 ECHL games spread across the 2014-15 and 2015-16 seasons. He suited up with the Elmira Jackals, Manchester Monarchs and Alaska Aces during his professional career.

While with the Wolf Pack, Harlow will assist with all aspects of hockey operations including player personnel, player movement, and player contracts while also handling the day-to-day operations of the club.

Harlow resides in West Hartford, CT with his wife, Kaleigh, and daughter, Isabelle.

Assistant Coach Steve Smith



Steve Smith was named an Assistant Coach on Kris Knoblauch's staff with the Wolf Pack on August 24th, 2021.

Smith came to the Wolf Pack after three seasons as an assistant coach with the NHL's Buffalo Sabres (2018-19 - 2020-21). Before that stint, Smith had multiple stops as an assistant coach in the NHL. He served as an assistant coach with the Calgary Flames for one season, 1997-98, before resuming his playing career with the Flames during the 1998-99 season.

Smith returned to coaching in the summer of 2010, when he joined the Edmonton Oilers' coaching staff under former Rangers' coach Tom Renney. Smith spent four seasons on the Oilers' staff (2010-11 – 2013-14) before joining the Carolina Hurricanes, where he spent the following four seasons (2014-15 – 2017-18).

After departing the Hurricanes' organization, Smith joined the Sabres' coaching staff prior to the 2018-19 season. He remained in Buffalo until joining the Wolf Pack.

Smith played 804 career NHL games over the course of 16 seasons with the Oilers, Chicago Blackhawks, and Flames. Smith finished his career with 375 points (72-303-375), 2,139 penalty minutes and a +146 +/- rating. He also appeared in 134 Stanley Cup Playoff games, scoring 52 points (11-41-52) and helping the Oilers to Stanley Cup Championships in 1987, 1988 and 1990.

A sixth-round pick (111th overall) by the Oilers in the 1981 NHL Draft, Smith also made the NHL All-Star Game during the 1990-91 season. Smith appeared in 138 career AHL games during his career with the Moncton Alpines and Nova Scotia Oilers, scoring 41 points (3-38-41).

Assistant Coach Casey Torres

Casey Torres was named an Assistant Coach on Kris Knoblauch's staff with the Wolf Pack on October 13th, 2021.



Torres came to the Wolf Pack after spending each of the last five seasons with the NHL's Pittsburgh Penguins as a scout. During his time with the organization, the Penguins made the Stanley Cup Playoffs all five seasons and won the 2017 Stanley Cup Final over the Nashville Predators. The club also advanced to the second round of the Stanley Cup Playoffs in 2018.

Prior to his time in the NHL with the Penguins, Torres had a lengthy career in the junior ranks in Canada. Torres spent time in both the Ontario Junior Hockey League (OJHL) and the Ontario Hockey

League (OHL).

Torres served as an Assistant Coach for the OJHL's Kingston Voyageurs for five seasons, holding the position from 2007-08 through the conclusion of the 2011-12 campaign. Torres then served as the Video Coach for the club for two seasons, holding that post in both 2012-13 and 2013-14.

In addition to his seven years on staff in the OJHL, Torres spent two seasons as a scout for the Peterborough Petes of the OHL. The native of Kingston, Ontario was with the Petes during the 2014-15 and 2015-16 seasons. The Petes qualified for the OHL Playoffs in both of Torres' seasons with the organization.

Torres also has extensive experience as a Skills Coach. He operates 'Torres Hockey', which teaches skating and skills to players of all ages in his native Canada.

Brian Fairbrother – Athletic Trainer

Wolf Pack athletic trainer Brian Fairbrother joined the Wolf Pack staff prior to the 2014-15 season. He joined the organization on the heels of eight years working in Sports Medicine at Quinnipiac University in Hamden, CT.



Fairbrother was an assistant athletic trainer for the Bobcats during his time there, providing medical services for the men's ice hockey program. He also served as an approved clinical instructor and lecturer for Quinnipiac's athletic training program.

Before beginning his tenure at Quinnipiac in 2006, Fairbrother earned a Master's degree in Recreation and Sports Science from Ohio University, where he worked for a year as a graduate assistant athletic trainer, focusing his efforts on the football, women's lacrosse and track and field teams. Fairbrother also has experience working with the football program at Harvard University.

Fairbrother did his undergraduate work at Northeastern University, completing his Bachelor's degree in Athletic Training in 2005. In addition to his athletic training credentials, Fairbrother, 35, is a certified strength and conditioning specialist and a Basic Life Support Instructor for the American Heart Association. He holds membership in both the National Athletic Trainers Association and the National Strength and Conditioning Association.

Fairbrother and his wife Katyann make their home in Middletown, CT with their son Tucker.

Jared Degler – Assistant Athletic Trainer



Jared Degler joined the Wolf Pack organization as the club's Assistant Athletic Trainer prior to the 2019-20 season. He is entering his third season in Hartford.

Degler joined the Wolf Pack after three years as the head athletic trainer for the Wheeling Nailers of the ECHL. Prior to that, the Hamburg, PA native worked an internship with the ECHL's Reading Royals for the 2014-15 and 2015-16 seasons. During that time, he completed his Bachelor's degree in Athletic Training at Alvernia University in Reading, PA.

John Sardos – Strength & Conditioning Coach



John Sardos joined the Wolf Pack as the organization's Head Strength and Conditioning Coach prior to the 2019-20 season. He is entering his third season as a member of the club's staff.

Sardos joined the Wolf Pack after two years as the assistant strength coach for the U.S. Military Academy at West Point. There he worked mainly with the hockey and lacrosse teams, as well as the Patriot League-champion golf squad.

Sardos had previous AHL experience prior to joining the Wolf Pack. He spent two seasons with the Albany Devils, 2015-16 and 2016-17, as the team's head strength and conditioning coach. Prior to that, he was the assistant strength and conditioning coach for five years at Union College in his hometown of Schenectady, New York. At Union, he worked with both the men's and women's basketball teams, the football team, men's and women's lacrosse teams and men's and women's track and field teams. Sardos also assisted with the men's and women's hockey teams while at Union.

Sardos earned his Bachelor's degree in Kinesiology in 2010 from New England College. He also earned a Master's degree in Educational Psychology, with an emphasis in Sports Psychology, from the University of Missouri in 2015. He is a certified Strength and Conditioning Specialist and holds FMS (Functional Movement Systems) certification.

Sardos and his wife Kayla have made their home in Hartford with their two cats, Mario and Luigi.

Tim Sesko – Assistant Strength & Conditioning Coach



Assistant Strength and Conditioning Coach Tim Sesko joined the Wolf Pack staff for the 2019-20 season. He is entering his third season in Hartford.

Prior to coming on board with the Wolf Pack, Sesko spent a year interning with the parent New York Rangers' strength and conditioning staff in the National Hockey League (NHL). He is currently working towards his Master's degree in Applied Exercise Science, with a focus on strength and conditioning, through Concordia University Chicago. A native of the Cleveland, Ohio area, Sesko holds a Bachelor's

degree in Exercise Science from Concordia University St. Paul, and served in the U.S. Marine Corps from 2008 to 2012.

Sesko and his wife Tiffinie make their home in Highland, New York with their son Daniel and daughter Hannah.

Chris Hoeler – Video Coach

Video Coach Chris Hoeler joined the Wolf Pack prior to the 2019-20 AHL season. He is responsible for capturing and analyzing footage of each of the Wolf Pack's games, and for pre-scouting Wolf Pack opponents. He also assists his fellow coaching staff members with extensive data collection and assessment, as well as with several administrative functions.




Hoeler assumed his current role with the Wolf Pack after one season as director of hockey operations for the Chicago Steel of the USHL (2018-19). The previous year, 2017-18, he worked with the Harvard University women's hockey program in Cambridge, Massachusetts as video and analytics coordinator.

The Ridgefield, CT native has previous experience with the Wolf Pack, having served as the team's video assistant during the 2016-17 season. Hoeler also has worked in the NHL with the New York Rangers and Philadelphia Flyers. In addition, Hoeler was vice-president of hockey operations for the Federal Hockey League's Danbury Titans for two years and spent time with the Danbury Whalers of the FHL.

Hoeler graduated with a bachelor's degree in business management from Fairfield University in 2011 and earned a Masters in Sports Business Management from Manhattanville College in 2013. He currently resides in West Hartford.

Craig Lewis – Head Equipment Manager

Craig Lewis enters his 13th year as part of the Wolf Pack equipment staff, his 3rd season as the team's Head Equipment Manager.



Lewis took over the assistant equipment manager's duties prior to the 2009-10 season. Prior to that, Lewis served as the visiting team locker room assistant, a role he assumed during the 2008-09 campaign. Lewis was promoted to equipment manager for the 2018-19 season.

Prior to joining the Wolf Pack, Lewis worked as an ice hockey official, working several levels of hockey including the high school and college levels. He worked throughout the state of Connecticut and the greater New England area. Lewis has the honor of working for his hometown team, as he was a fan of the Wolf Pack growing up, coming to countless games at the XL Center.

Born in Hartford, CT, Lewis was raised in Newington. He graduated from Newington High School in 2004 and then studied at both Central Connecticut State University and Manchester Community College. He and his wife Kaitlin live in Enfield with their two sons, Ryan and Connor.

Mark Riepe – Assistant Equipment Manager

Assistant Equipment Manager Mark Riepe joined the Wolf Pack staff prior to the 2019-20 season. He is currently entering his third season as a member of the staff.



Riepe came to the Wolf Pack from the Maine Mariners of the ECHL, for whom he worked for during the franchise's inaugural season in 2018-19. In that role, Riepe was responsible for setting up the locker room operation from scratch.

Prior to that, Riepe worked in the Southern Professional Hockey League (SPHL) with the Peoria Rivermen, earning SPHL Equipment Manager of the Year honors for his work during the 2017-18 season. Riepe also had a stint with the North American Hockey League's (NAHL) Lone Star Brahmas. The Brahmas would win a Robertson Cup championship during Riepe's stint in 2016-17.

A native of Fort Worth, Texas, Riepe now lives in Hartford with his wife, Taylor, and their French Bulldog puppy, Kane.

Jeff Malcolm – Goaltending Coach

Jeff Malcolm enters his first season as the Wolf Pack's Goaltending Coach. Malcolm spent the previous three years as the organization's goaltending consultant.



In his role, he assists in the on-ice and off-ice development of goaltenders throughout the Rangers organization, including goaltenders with the team's American Hockey League (AHL) affiliate, the Hartford Wolf Pack. Malcolm also works with the Rangers front office in evaluating goaltenders at both the amateur and professional levels.

Malcolm played four seasons of professional hockey (2013-14 – 2016-17) with the Hartford Wolf Pack (AHL) and the Greenville Road Warriors/Swamp Rabbits (ECHL). In 94 career appearances in the ECHL, he posted a 51-30-11 record, along with a 2.96 GAA, and a .910 SV%. Malcolm was selected to participate in the 2015 CCM ECHL All-Star Classic, representing the Greenville organization.

Prior to beginning his professional career, Malcolm played four seasons of collegiate hockey at Yale University (2009-10 – 2012-13) in New Haven, Connecticut. He helped Yale win the National Championship in his final season at the school, 2012-13. It was the first, and only, National Championship in program history. He was named to the Frozen Four All-Tournament Team, as well as the NCAA All-Ivy League Second Team, in 2012-13.

2021-22

Hartford Wolf

Pack

Roster

(Alphabetical)



#18

Zach Berzolla, D

Shoots Right. 6-2, 196. Born: Howell, NJ – 5/28/98

Acquired: Signed one-year AHL contract (9/20)

Season	Team	Lge	--- Regular Season ---					---- Playoffs ----				
			GP	G	A	Pts	PIM	GP	G	A	Pts	PIM
2014-15	Muskegon Lumberjacks	USHL	2	0	1	1	0	--	--	--	--	--
2015-16	Muskegon Lumberjacks	USHL	49	0	5	5	43	--	--	--	--	--
2016-17	Muskegon Lumberjacks	USHL	59	4	16	20	109	4	0	0	0	8
2017-18	Colorado College	NCHC	35	1	4	5	33					
2018-19	Colorado College	NCHC	41	0	7	7	28					
2019-20	Colorado College	NCHC	34	2	5	7	62					
2020-21	Colorado College	NCHC	23	1	3	4	59					
2020-21	Florida Everblades	ECHL	15	1	2	3	37	4	0	1	1	2
2021-22	Jacksonville Icemen	ECHL	24	2	9	11	29					

Career Notes: **2020-21:** Completed NCAA career with Colorado College of the NCHC, skating in 23 games with the club and collecting four points (1 g, 3 a). Served as captain of the Tigers. Signed first professional contract at the conclusion of his college season, joining the ECHL's Florida Everblades. Skated in 15 ECHL regular season games, collecting three points (1g, 2 a) as the Everblades took home the Brabham Cup with the league's best regular season record. Also appeared in four ECHL Kelly Cup Playoff games, posting a lone assist for the Everblades...**2019-20:** Skated in 34 games as a junior for the Tigers, scoring a career-high seven points (2 g, 5 a) and two goals. Collected 62 penalty minutes on a campaign and wore the "A" as part of the Tigers leadership group. Helped lead the Tigers to an 11-20-3 overall record prior to the COVID-19 pause...**2018-19:** Scored a career-high seven assists as a sophomore with Colorado College. Helped the Tigers to a 17-20-4 record in the regular season and a berth in the NCHC Tournament. Aided Colorado college in a 2-1 Quarterfinal series victory over Western Michigan...**Transactions:** Signed one-year AHL contract with Hartford Wolf Pack on 9/20/20. Assigned to Wolf Pack from NY Rangers (released from PTO) on 9/26/21...**Misc.:** Won the NAPHL 18U Championship during the 2014-15 season as a member of the New Jersey Jr. Titans 18U AAA team.



#40

François Brassard, G

Catches Left. 6-1, 185. Born: Gatineau, Quebec – 1/31/94

Acquired: Signed AHL contract with Wolf Pack on 9/22/21

Season	Team	Lge	GP	Min	GA	EN	SO	GAA	W	L	T	Svs	Pct
2011-12	Quebec Remparts	QMJHL	37	1953	91	3	2	2.80	20	10	3	862	0.905
2012-13	Quebec Remparts	QMJHL	58	3292	150	7	2	2.73	33	18	4	1498	0.909
2013-14	Quebec Remparts	QMJHL	54	3012	148	4	6	2.95	28	12	9	1481	0.909
2014-15	Gatineau Olympiques	QMJHL	22	1166	49	2	0	2.52	13	4	2	476	0.907
2014-15	Cape Breton Screaming Eag	QMJHL	24	1347	86	4	0	3.83	6	13	3	563	0.867
2015-16	Peoria Rivermen	SPHL	5	258	10	0	1	2.33	2	2	0	93	0.903
2016-17	Carleton University	OUAA	22	1286	46	1	4	2.15	12	9	0	494	0.915
2017-18	Carleton University	OUAA	23	1337	64	1	0	2.87	12	10	0	607	0.905
2018-19	Carleton University	OUAA	22	1338	52	2	3	2.33	15	7	0	581	0.918
2018-19	Maine Mariners	ECHL	6	293	16	3	0	3.28	1	4	0	177	0.917
2019-20	Maine Mariners	ECHL	14	826	38	1	0	2.76	6	6	1	375	0.908
2020-21	Wheeling Nailers	ECHL	9	509	24	1	0	2.83	4	4	1	205	0.895
2021-22	Hartford Wolf Pack	AHL	0	0	0	0	0	0.00	0	0	0	0	0.000
2021-22	Jacksonville Icemen	ECHL	7	427	18	0	0	2.53	5	1	1	140	0.886

Career Notes: **2020-21:** Played nine ECHL games with Wheeling, posting a 4-4-1 record with a 2.83 GAA and .895 save percentage. Received five-minute fighting major on 2/28/21 when he fought Kevin Carr of the Utah Grizzlies...**2019-20:** Appeared in 14 games with the ECHL's Maine Mariners, posting a 6-6-1 record in his first full professional season....**2018-19:** Appeared in 22 games with Carleton University (OUAA), posting a 15-7-0 record and .918 save percentage. Was named OUA East First Team All-Star and OUA East Goaltender of The Year. Signed first ECHL contract with the Mariners following his college season, appearing in six games and going 1-4-0...**Misc.:** Named CHL Goaltender of the Week on March 10th, 2013 while with the Quebec Remparts. Won a Bronze Medal at the 2011 Telus Cup. Was named the QMAAA's best goalie prospect during the 2010-11 season. Appeared in five SPHL games with the Peoria Rivermen during the 2015-16 season. **Transactions:** Signed AHL contract with Hartford 9/22/21...**Drafted:** 6th rd. (166th overall) by Ottawa in 2012...



#16

Easton Brodzinski, RW

Shoots R. 6-2, 198. Born: Ham Lake, Minnesota – 8/13/96

Acquired: Signed PTO with Wolf Pack 4/2/22

Season	Team	Lge	--- Regular Season ---					---- Playoffs ----				
			GP	G	A	Pts	PIM	GP	G	A	Pts	PIM
2015-16	Penticton Vees	BCHL	54	32	34	66	53	11	4	6	10	6
2016-17	Fargo Force	USHL	8	0	0	0	6	--	--	--	--	--
2016-17	Madison Capitols	USHL	25	14	11	25	33	--	--	--	--	--
2016-17	Green Bay Gamblers	USHL	20	9	5	14	18	--	--	--	--	--
2017-18	St. Cloud State	NCHC	38	14	10	24	17					
2018-19	St. Cloud State	NCHC	39	16	13	29	26					
2019-20	St. Cloud State	NCHC	34	12	15	27	37					
2020-21	St. Cloud State	NCHC	29	13	5	18	46					
2021-22	St. Cloud State	NCHC	36	12	15	27	72					

Career Notes: **2021-22:** Scored 27 points (12 g, 15 a) in 36 games w/ St. Cloud State. Fired season-high seven shots on 1/21/22 Vs. Miami (OH). Scored hat-trick on 12/3/21 Vs. North Dakota, while adding an assist for a season-high four points. Finished fifth on Huskies in scoring in 2021-22. Signed PTO w/ AHL Hartford on 4/2/22...**2020-21:** Skated in 29 games w/ St. Cloud State, scoring 18 points (13 g, 5 a). Suffered season-ending leg injury on 3/28/21 Vs. Boston College in NCAA Tournament. Scored two goals twice, on 2/20/21 Vs. Colorado College and 3/27/21 Vs. Boston University....**2019-20:** Scored 12 goals and 15 assists in 34 games w/ St. Cloud State. Record seven shots on 2/28/20 Vs. Denver. Scored season-high two goals against Northern Michigan on 11/9/19 (5-4 victory). Had three-game goal scoring streak from 1/25/20 – 2/1/20...**2018-19:** Helped guide St. Cloud State to NCHC Regular Season Championship. Scored career-high 16 goals and 29 points as sophomore w/ Huskies. Scored season-high two goals on 3/16/19 Vs. Miami (OH). Had three-game goal scoring streak from 3/9/19 – 3/16/19.... **2017-18:** Named to NCHC All-Rookie Team after scoring 24 points (14 g, 10 a) in 38 GP. Helped guide Huskies to NCHC Regular Season Championship. Made NCAA debut on 10/7/17 @ Minnesota State. Scored first NCAA goal on 11/3/17 Vs. Minnesota-Duluth. Had three-game goal scoring streak from 11/17/17 – 12/1/17. Recorded first multi-point game on 11/17/17 Vs. Colorado College (1g, 1 a)....**Misc.:** Brother Jonny Brodzinski is captain of Hartford Wolf Pack. Brother Michael Brodzinski played three games w/ Wolf Pack on a PTO in 2021-22. He currently plays for the ECHL's Orlando Solar Bears. Brother Bryce Brodzinski was selected in the seventh round (196th ovr) by the Philadelphia Flyers in 2019. He currently plays for the University of Minnesota.



#22

Jonny Brodzinski, RW/C

Shoots R. 6-1, 216. Born: Ham Lake, Minnesota – 6/19/93

Acquired: Signed one-year, two-way contract with Rangers on 10/9/20

Season	Team	Lge	--- Regular Season ---					---- Playoffs ----				
			GP	G	A	Pts	PIM	GP	G	A	Pts	PIM
2010-11	Fargo Force	USHL	10	2	3	5	2	2	0	0	0	0
2011-12	Fargo Force	USHL	58	10	12	22	18	6	1	1	2	0
2012-13	St. Cloud State	WCHA	42	22	11	33	10					
2013-14	St. Cloud State	NCHC	38	21	20	41	16					
2014-15	St. Cloud State	NCHC	40	21	17	38	49					
2015-16	Ontario Reign	AHL	65	15	13	28	16	4	2	1	3	2
2016-17	Ontario Reign	AHL	59	27	22	49	12	5	2	2	4	2
2016-17	Los Angeles Kings	NHL	6	0	2	2	2	--	--	--	--	--
2017-18	Los Angeles Kings	NHL	35	4	2	6	6	--	--	--	--	--
2017-18	Ontario Reign	AHL	29	13	17	30	18	4	1	2	3	2
2018-19	Los Angeles Kings	NHL	13	2	1	3	2	--	--	--	--	--
2018-19	Ontario Reign	AHL	3	1	0	1	2	--	--	--	--	--
2019-20	San Jose Sharks	NHL	3	0	1	1	0	--	--	--	--	--
2019-20	San Jose Barracuda	AHL	44	14	16	30	26					
2020-21	New York Rangers	NHL	5	1	0	1	4	--	--	--	--	--
2020-21	Hartford Wolf Pack	AHL	14	6	11	17	8	--	--	--	--	--

Career Notes: **2020-21:** Signed one-year, two-way contract with the Rangers on 10/9/20. Appeared in five NHL games with the Rangers and 14 AHL games with the Wolf Pack. Made his Rangers debut on 2/1/21 against the Pittsburgh Penguins. Scored his first goal with the Rangers on 2/26/21 against the Boston Bruins. Made Wolf Pack debut on 2/7/21 against the Bridgeport Sound Tigers, scoring his first Wolf Pack goal the same night. Had two goals in Hartford's game against the Providence Bruins on 3/8/21...**2019-20:** Skated in 44 AHL games with the San Jose Barracuda and three NHL games with the San Jose Sharks. Made his Sharks debut on 10/5/19 against the Anaheim Ducks. Made his Barracuda debut on 10/11/19 against San Diego, scoring his first Barracuda goal the same night...**2018-19:** Appeared in 13 NHL games with the Los Angeles Kings and three AHL games with the Ontario Reign. Scored his first goal of the 2018-19 NHL season on 2/25/19 against the Tampa Bay Lightning. It was also his season debut with the Kings...**2017-18:** Skated in a career-high 35 NHL games with the Kings, scoring a career-high four goals and six points. Scored his first NHL goal on 11/18/17 against the Florida Panthers. Scored on back-to-back nights on 2/9/18 and 2/10/18 against the Panthers and Lightning. **2016-17:** Made his NHL debut on 3/25/17 against the Rangers. Scored his first NHL point on 4/4/17 against the Edmonton Oilers, collecting two assists on the night. Scored a career-high 27 goals and 49 points with the AHL's Reign. Tallied four points (2 g, 2 a) in five Calder Cup Playoff games with the Reign. **2015-16:** Played his first full professional season, appearing in 65 AHL games with the Reign. Made his AHL debut on 10/10/15 against the Bakersfield Condors. Scored his first career point, an assist, on 11/1/15 against the Barracuda. Scored his first career AHL goal on 12/6/15 against Charlotte. Made his Calder Cup Playoff debut on 4/22/16 against the Barracuda, scoring his first playoff goal that night. **Transactions:** Agreed to terms on a one-year contract extension with the Rangers on 4/20/21. **Misc.:** Named to AHL All-Star Game in 2016-17, named First Team NCHC All-Star in 2014-15.



#96

Cristiano DiGiacinto, LW

Shoots Left. 5-11, 186. Born: Hamilton, ONT – 1/10/96

Acquired: Signed one-year AHL contract with Wolf Pack
9/23/21

Season	Team	Lge	--- Regular Season ---					---- Playoffs ----				
			GP	G	A	Pts	PIM	GP	G	A	Pts	PIM
2012-13	Burlington Cougars	OJHL	4	1	2	3	4	3	0	0	0	2
2013-14	Hamilton Red Wings	OJHL	9	8	3	11	37	--	--	--	--	--
2013-14	Windsor Spitfires	OHL	50	17	11	28	101	2	0	0	0	9
2014-15	Windsor Spitfires	OHL	63	21	24	45	100	--	--	--	--	--
2015-16	Windsor Spitfires	OHL	63	16	26	42	107	5	0	1	1	2
2016-17	Windsor Spitfires	OHL	47	13	21	34	61	7	1	2	3	13
2017-18	Acadia University	AUS	12	1	5	6	14					
2017-18	Jacksonville Icemen	ECHL	12	1	5	6	30	--	--	--	--	--
2018-19	Acadia University	AUS	25	6	4	10	96					
2019-20	Acadia University	AUS	30	20	17	37	80					

Career Notes: **2019-20:** Appeared in a career-high 30 games with Acadia University in Canada, scoring a career-high 37 points, 20 goals and 17 assists. Collected 80 penalty minutes for the Axemen. Finished first in team scoring for the Axemen in 2019-20, eight points ahead of the second highest scorer. Also led the club in penalty minutes and finished second in +/- (+13). Tied for team lead with six points (5 g, 1 a) in seven playoff games for Axemen...**2018-19:** Played first full season for Acadia, scoring ten points (6 g, 4 a) in 25 games played. **2017-18:** Made professional debut with the Jacksonville Icemen of the ECHL, appearing in 12 games and scoring six points (1 g, 5 a). Joined Axemen late in the season, appearing in 12 games and recording six points (1 g, 5 a)... **2016-17:** Appeared in 47 games in final junior season with the OHL's Windsor Spitfires, scoring 34 points (13 g, 21 a), 61 penalty minutes and a +30 rating. **Misc.:** Won 2017 Memorial Cup (CHL Championship) with Spitfires. Wore the "A" for the Spitfires from 2014-15 through 2016-17.**Drafted:** 6th rd. (170th overall) by Tampa Bay in 2014. **Transactions:** Agreed to terms on one-year AHL contract with Wolf Pack on 9/23/21.



#59

Jake Elmer, RW

Shoots Right. 6-1, 183. Born: Calgary, ALTA. – 12/31/98

Acquired: Signed by NY Rangers as free agent 3/15/19

Season	Team	Lge	--- Regular Season ---					---- Playoffs ----				
			GP	G	A	Pts	PIM	GP	G	A	Pts	PIM
2014-15	Grande Prairie Storm	AJHL	2	0	0	0	0	--	--	--	--	--
2014-15	Regina Pats	WHL	3	0	0	0	0	--	--	--	--	--
2015-16	Regina Pats	WHL	17	0	0	0	6	--	--	--	--	--
2015-16	Grande Prairie Storm	AJHL	20	1	3	4	28	--	--	--	--	--
2016-17	Grande Prairie Storm	AJHL	20	9	3	12	21	--	--	--	--	--
2016-17	Kootenay Ice	WHL	46	7	9	16	24	--	--	--	--	--
2017-18	Lethbridge Hurricanes	WHL	70	18	19	37	46	16	4	9	13	8
2018-19	Lethbridge Hurricanes	WHL	68	39	42	81	41	7	1	5	6	10
2018-19	Hartford Wolf Pack	AHL	5	2	2	4	4	--	--	--	--	--
2019-20	Maine Mariners	ECHL	36	12	11	23	43					
2019-20	Hartford Wolf Pack	AHL	2	0	0	0	2					
2020-21	Jacksonville Icemen	ECHL	35	2	10	12	28	--	--	--	--	--
2021-22	Jacksonville Icemen	ECHL	23	10	4	14	16					

Career Notes: **2020-21:** Appeared in 35 games with the Jacksonville Icemen of the ECHL, scoring 12 points (2 g, 10 a). Finished 16th in team scoring during his second professional season...**2019-20:** First full professional season. Appeared in 36 ECHL games with the Maine Mariners, scoring 23 points (12 g, 11 a). Played two games with the AHL's Hartford Wolf Pack, finishing with a +2 rating. Was named to the ECHL All-Star Game during the 2019-20 season...**2018-19:** Completed junior career with the WHL's Lethbridge Hurricanes, playing 68 games and scoring a career-high 81 points (39 g, 42 a). His 39 goals and 42 assists were also career-highs at the junior level. Played in seven WHL Playoff games, scoring six points (1 g, 5 a). Signed entry-level with New York Rangers at the conclusion of the season. Appeared in five AHL games, scoring four points (2 g, 2 a). Made AHL debut on 4/6/19 against the Utica Comets. Scored first AHL point, an assist, on 4/7/19 against Binghamton Devils. Scored first career AHL goal on 4/12/19 against Hershey Bears. Also had first multi-goal game (2) and multi-point game (3, 2 g, 1 a) on 4/12/19 ...Had 13-game goal-scoring streak (17-11-28) 2/28-3/6, tied for the longest such streak in the WHL since the 1996-97 season, as part of an 18-game point streak from 2/5 through the end of the season (19-16-35)... **2017-18:** Played first of two seasons with WHL Lethbridge. Scored 37 points (18 g, 19 a) in 70 games. Tied for fourth on Hurricanes in goals...**Transactions:** Traded by WHL's Kootenay Ice to Lethbridge Hurricanes on 9/18/17. Signed three-year entry level deal with Rangers on 3/15/19.



#11

Tanner Fritz, C/RW

Shoots Right. 5-11, 192. Born: Grande Prairie, ALTA – 8/20/91

Acquired: Signed one-year AHL contract with Wolf Pack 9/15/21

Season	Team	Lge	--- Regular Season ---					---- Playoffs ----				
			GP	G	A	Pts	PIM	GP	G	A	Pts	PIM
2007-08	Grande Prairie Storm	AJHL	28	4	4	8	14	12	0	1	1	4
2008-09	Grande Prairie Storm	AJHL	57	19	24	43	30	19	4	8	12	4
2009-10	Grande Prairie Storm	AJHL	54	27	27	54	62	9	1	5	6	2
2010-11	Grande Prairie Storm	AJHL	60	31	43	74	29	5	3	3	6	4
2011-12	Ohio State University	CCHA	34	6	8	14	21					
2012-13	Ohio State University	CCHA	40	11	26	37	12					
2013-14	Ohio State University	Big-1	32	8	24	32	8					
2014-15	Ohio State University	Big-1	36	11	16	27	6					
2015-16	Missouri Mavericks	ECHL	43	10	23	33	10	--	--	--	--	--
2015-16	Bridgeport Sound Tigers	AHL	19	2	10	12	0	3	0	2	2	0
2016-17	Bridgeport Sound Tigers	AHL	63	19	23	42	30	--	--	--	--	--
2017-18	Bridgeport Sound Tigers	AHL	35	10	28	38	26	--	--	--	--	--
2017-18	New York Islanders	NHL	34	3	4	7	8	--	--	--	--	--
2018-19	New York Islanders	NHL	8	0	1	1	2	--	--	--	--	--
2018-19	Bridgeport Sound Tigers	AHL	57	12	25	37	20	--	--	--	--	--
2019-20	Bridgeport Sound Tigers	AHL	4	0	0	0	7					
2020-21	Bridgeport Sound Tigers	AHL	20	3	3	6	10	--	--	--	--	--

Career Notes: **2020-21:** Appeared in 20 AHL games in his sixth and final season with the Bridgeport Sound Tigers. Scored six points (3 g, 3 a), while adding ten penalty minutes. Wore the "A" as part of the Sound Tigers leadership group...**2019-20:** Appeared in just four games during the 2019-20 season, all at the AHL level with the Sound tigers. Collected seven penalty minutes and a -5 rating...**2018-19:** Appeared in 57 AHL games with the Sound Tigers, scoring 37 points (12 g, 25 a). Scored two goals on two occasions, 11/14/18 at Hartford and 1/16/19 against the Charlotte Checkers. Appeared in eight NHL games with the New York Islanders. Made season debut in the NHL on 10/4/18 at Carolina Hurricanes. Scored only point on the season in the NHL, an assist, on 10/6/21 against Nashville Predators...**2017-18:** Appeared in 35 AHL games with Sound Tigers, scoring 38 points (10 g, 28 a). Played in 34 NHL games with Islanders, scoring seven points (3 g, 4 a). Made NHL debut with Islanders on 1/2/18 against Boston Bruins. Scored first career NHL point and goal on 2/19/18 against Minnesota Wild...**2016-17:** Appeared in career-high 63 AHL games with Sound Tigers, scoring a career-high 42 points and 19 goals...**2015-16:** Appeared in 19 AHL games with Sound Tigers. Made AHL debut on 2/21/16 against Albany Devils. Scored first career AHL goal on 3/4/16 against Providence Bruins. Appeared in three Calder Cup Playoff games with Sound Tigers. Made Calder Cup Playoff debut on 4/23/16 against Toronto Marlies. Appeared in 43 games with the ECHLs Missouri Mavericks. Finished sixth on the team in scoring with 33 points...**2014-15:** Served as captain of Ohio State Buckeyes. Scored 27 points (11 g, 16 a) in 36 games as a senior...**Transactions:** Signed as free agent by Wolf Pack 9/15/21



#26

Tim Gettinger, LW

Shoots Left. 6-6, 218. Born: Cleveland, Ohio – 4/14/98

Acquired: Drafted by Rangers in 5th round (141st) in 2016

Season	Team	Lge	--- Regular Season ---					---- Playoffs ----				
			GP	G	A	Pts	PIM	GP	G	A	Pts	PIM
2014-15	Soo Greyhounds	OHL	54	10	15	25	13	6	1	1	2	2
2015-16	Soo Greyhounds	OHL	60	17	22	39	32	12	1	3	4	0
2016-17	Soo Greyhounds	OHL	62	31	23	54	27	11	4	3	7	0
2017-18	Soo Greyhounds	OHL	66	33	36	69	53	24	7	15	22	4
2018-19	Hartford Wolf Pack	AHL	64	14	13	27	27	--	--	--	--	--
2018-19	New York Rangers	NHL	4	0	0	0	0	--	--	--	--	--
2019-20	Hartford Wolf Pack	AHL	53	16	11	27	14					
2019-20	New York Rangers	NHL	2	0	1	1	0	--	--	--	--	--
2020-21	Hartford Wolf Pack	AHL	23	9	10	19	20	--	--	--	--	--
2020-21	New York Rangers	NHL	2	0	0	0	0	--	--	--	--	--

Career Notes: **2020-21:** Appeared in 23 games with Wolf Pack and two games with Rangers. Made season debut with Rangers on 5/6/21 at Boston Bruins. Finished second in scoring on Wolf Pack with 19 points (9 g, 10 a). Finished sixth on team in assists (10) and third in goals (9). Scored hat-trick on 4/7/21 against Bridgeport Islanders.... **2018-19:** Scored fourth-most goals (14) on Wolf Pack team...Earned Second-Star honors in 4-1 win @ Providence 2/24, with PPG and an assist...Scored for a second consecutive game (2-0-2) 2/16 @ Bridgeport...Netted third-period GWG, and had an assist and personal pro-best six shots on net, in First-Star performance 2/13 vs. Toronto (3-2 win)...Returned to action in 3-1 win 1/4 vs. Springfield, after missing previous five games due to injury...Tallied PP-GWG in 3-0 victory vs. Providence 12/19, for his first pro game-winner, before being injured later in game...Returned to Wolf Pack by NY Rangers 12/1...Made NHL debut for NY Rangers 11/24 vs. Washington, after receiving his first career NHL recall 11/23...Notched his first multiple-point game as a pro 11/17, with 1-1-2 (PPG) in 6-3 win vs. Utica...Lit the lamp for a second straight game (2-0-2) 11/10 vs. Wilkes-Barre/Scranton...Scored for a second straight game 10/12 vs. Providence, for his first career AHL goal-scoring streak (2-0-2), stretching point-scoring streak to four games (3-1-4)...Tallied his second goal in three pro games 10/10 @ Binghamton, giving him points in each of season's first three games (2-1-3) and making him Wolf Pack's first multiple goal-scorer on the year...Registered his first assist as a pro on Ville Meskanen's GWG 10/7, in 3-1 win vs. Laval, giving him his first career pro point-scoring streak (1-1-2)...Notched his first pro point with Wolf Pack's first goal of the season, and was +2, in his pro debut 10/5, in season-opening 4-2 win vs. Providence...**2017-18:** Captained Sault Ste. Marie club to OHL Finals, leading team in playoff +/- (+10) and finishing fourth in points (22) and assists (15)...Third among Sault Ste. Marie skaters in regular-season points (69) and goals (33)...Tied for Sault Ste. Marie team lead in SHG, with five, good for a tie for third in OHL...**2016-17:** Tied for third-most postseason goals (4) on Sault Ste. Marie (OHL) team...Finished third among Sault Ste. Marie skaters in regular-season goals (31), and had fourth-best +/- on team (+26)...**2014-15:** Earned First-Team OHL All-Rookie honors...**Transactions:** Signed one-year contract with NY Rangers on 8/5/21. Agreed to terms on NHL contract with NY Rangers 3/15/17.



#17

Abbott Girduckis, RW

Shoots Right. 6-2, 190. Born: Belleville, Ont. – 6/28/95

Acquired: Signed PTO with Wolf Pack 3/4/22

Season	Team	Lge	--- Regular Season ---					---- Playoffs ----				
			GP	G	A	Pts	PIM	GP	G	A	Pts	PIM
2012-13	Wellington Dukes	OJHL	53	12	7	19	12	5	1	2	3	0
2013-14	Wellington Dukes	OJHL	52	14	19	33	10	5	1	2	3	2
2014-15	Wellington Dukes	OJHL	45	29	32	61	10	4	3	2	5	12
2015-16	R.I.T.	AHA	34	5	4	9	0					
2016-17	R.I.T.	AHA	37	7	14	21	4					
2017-18	R.I.T.	AHA	37	7	20	27	12					
2018-19	R.I.T.	AHA	38	11	25	36	4					
2018-19	Toledo Walleye	ECHL	7	3	2	5	4	--	--	--	--	--
2019-20	Toledo Walleye	ECHL	49	15	19	34	4					
2019-20	Cleveland Monsters	AHL	9	0	0	0	0					
2020-21	Jacksonville Icemen	ECHL	47	12	23	35	10	--	--	--	--	--
2021-22	Jacksonville Icemen	ECHL	41	15	26	41	10					

Career Notes: **2021-22:** Led Icemen in scoring w/ 41 points (15 g, 26 a) in 41 games at time of PTO signing with Wolf Pack. Signed PTO w/ HFD 3/3/22. Tied career-high mark in goals (15) in ECHL. New career-highs in assists (26) and points (41).... **2020-21:** Skated in 47 games w/ ECHL Jacksonville, scoring 12 goals and then career-high 23 assists. Signed w/ ECHL Jacksonville as free agent 7/9/20. Named ECHL 'Player of the Week' for week of 4/19/21 – 4/25/21 (0-6-6, 3 GP). Finished fifth on the Icemen in overall scoring. ...**2019-20:** Skated in 49 games as rookie w/ ECHL Toledo, scoring 34 points (15 g, 19 a). Signed PTO w/ AHL Cleveland 12/29/19. Made AHL debut w/ Cleveland on 12/30/19 V. CHA. Skated in nine games w/ CLE, registering 0 points and a -4 rating. Fired season-high three shots w/ CLE on 12/31/19 @ TOR....**2018-19:** Served as captain of RIT as senior, appearing in 38 games and scoring 36 points (11 g, 25 a). Led Tigers in overall scoring and had most assists (25) on team. Signed w/ ECHL Toledo on 3/27/19. 3-2-5, 7 GP w/ Toledo. Scored two goals on 10/13/18 for RIT @ UMass-Lowell. Season-high four points (0-4-4) on 10/20/18 Vs. Colgate...**2017-18:** Scored 27 points (7 g, 20 a) in 37 GP w/ RIT. Finished 4th on Tigers in scoring. Scored season-high three points in back-to-back games on 10/21/17 (2-1-3) @ RPI and 10/27/17 (0-3-3) @ Army West Point. Recorded eight-game point streak from 10/21/17 @ RPI – 11/17/17 @ Air Force (2 g, 9 a.)....**2016-17:** Scored 21 points (7 g, 14 a) in 37 games as sophomore w/ RIT. Finished 5th on Tigers in scoring. Scored two goals on 2/3/17 @ Robert Morris. Season-high five shots on 2/10/17 V. Holy Cross...**Misc.:** Won 2016 Atlantic Hockey Association (AHA) Championship w/ RIT. Named EBJCHL Rookie of the Year in 2011-12 w/ Picton Pirates.



#4

Zach Giuttari, D

Shoots Right. 6-2, 190. Born: Warwick, RI – 4/17/96

Acquired: Signed AHL contract with Wolf Pack 9/20/21

Season	Team	Lge	--- Regular Season ---					---- Playoffs ----				
			GP	G	A	Pts	PIM	GP	G	A	Pts	PIM
2015-16	Chilliwack Chiefs	BCHL	54	8	10	18	20	19	1	5	6	2
2016-17	Brown University	ECAC	25	0	3	3	10					
2017-18	Brown University	ECAC	31	5	11	16	10					
2018-19	Brown University	ECAC	34	7	13	20	13					
2019-20	Brown University	ECAC	31	4	11	15	10					
2019-20	Hartford Wolf Pack	AHL	1	0	0	0	0					
2020-21	Hartford Wolf Pack	AHL	22	3	3	6	8	--	--	--	--	--

Career Notes: **2020-21:** Appeared in 22 AHL games with Wolf Pack in first full professional season. Scored six points (3 g, 3 a). Scored first career AHL goal on 3/2/21 against Providence Bruins. Scored first career AHL point, an assist, on 2/11/21 at Providence Bruins. Finished with season-high +3 rating on 4/10/21 against Providence Bruins. Score game-winning goal on 4/10/21 against Providence Bruins...**2019-20:** Finished NCAA career with senior season at Brown. Appeared in 31 games, scoring 15 points (4 g, 11 a), while serving as captain. Signed with Wolf Pack at conclusion of NCAA season. Made AHL debut, his only game of 2019-20, on 3/11/20 against Providence Bruins. Registered first shot on goal in 3-1 loss...**2018-19:** Scored career-highs in goals (7), assists (13) and points (20) at Brown University as junior. Finished second on the team in scoring and first amongst defensemen for the Bears...**Misc.:** Second Team All-Ivy League (2019-20). All-Ivy League Honorable Mention Team (2018-19)...**Transactions:** Signed one-year AHL contract with Wolf Pack on 9/20/21. Signed one-year AHL contract with Wolf Pack on 1/25/21. Signed ATO with Wolf Pack on 3/9/20.



#28

Anthony Greco, C

Shoots left. 5-10, 174. Born: Queens, New York – 9/30/93

Acquired: Signed NHL contract with NY Rangers 10/9/20

Season	Team	Lge	--- Regular Season ---					---- Playoffs ----				
			GP	G	A	Pts	PIM	GP	G	A	Pts	PIM
2010-11	Waterloo Black Hawks	USHL	10	1	1	2	2	--	--	--	--	--
2010-11	Des Moines Buccaneers	USHL	32	7	6	13	0	--	--	--	--	--
2011-12	Des Moines Buccaneers	USHL	58	22	24	46	19	--	--	--	--	--
2012-13	Ohio State University	CCHA	20	5	6	11	2					
2013-14	Ohio State University	Big-1	33	5	10	15	4					
2014-15	Ohio State University	Big-1	36	15	8	23	6					
2015-16	Ohio State University	Big-1	36	12	11	23	4					
2015-16	Bridgeport Sound Tigers	AHL	--	--	--	--	--	1	0	0	0	0
2016-17	Springfield Thunderbirds	AHL	74	16	15	31	41	--	--	--	--	--
2017-18	Springfield Thunderbirds	AHL	75	29	19	48	26	--	--	--	--	--
2018-19	Springfield Thunderbirds	AHL	75	30	29	59	25	--	--	--	--	--
2018-19	Florida Panthers	NHL	1	0	0	0	0	--	--	--	--	--
2019-20	Springfield Thunderbirds	AHL	37	10	9	19	12					
2019-20	Syracuse Crunch	AHL	3	0	1	1	0					
2019-20	San Jose Barracuda	AHL	7	1	3	4	2					
2020-21	Hartford Wolf Pack	AHL	23	3	11	14	2	--	--	--	--	--

Career Notes: **2020-21:** Appeared in 23 games with Wolf Pack in year one of a two-year contract with the Rangers. Finished T-3rd on team in assists (11) with Jonny Brodzinski and Morgan Barron. Scored two assists on 3/27/21 against Bridgeport Islanders and 4/7/21 against Islanders. Registered season-high six shots on 5/4/21 against Islanders...**2019-20:** Split season between three AHL teams. Appeared in 37 games with Springfield Thunderbirds, scoring ten goals. Made season debut with Thunderbirds on 10/5/19 against Islanders. Traded to Tampa Bay Lightning on 2/20/20. Made Syracuse Crunch debut on 2/21/20, scoring his lone point (assist) with the club against Cleveland Monsters. Traded to San Jose Sharks on 2/24/20 along with first-round pick in exchange for Barclay Goodrow and a 2020 third-round pick. Made San Jose Barracuda debut on 2/26/20 against Ontario Reign. Scored first point and goal with Barracuda on 2/29/20 against San Diego Gulls...**2018-19:** Appeared in 75 games with AHL Thunderbirds. Scored career-high 59 points, 30 goals and 29 assists. Scored hat-trick on 11/28/18 against Bridgeport Islanders. Scored multiple goals in back-to-back games on 11/28/18 (3) and 12/1/18 (2, @ Hershey Bears). Made NHL debut with Florida Panthers on 12/13/18 against Minnesota Wild. Played 9:30 in only NHL appearance...**Transactions:** Agreed to NHL contract with NY Rangers 10/9/20. Traded to San Jose Sharks from Tampa Bay Lightning along with 2020 first-round draft pick for 2020 third-round draft pick and F Barclay Goodrow. Traded to Tampa Bay Lightning from Florida Panthers in exchange for F Danick Martel. Agreed to NHL contract with Florida Panthers 7/15/19. Agreed to NHL contract with Florida Panthers 11/20/17. Agreed to AHL contract with Springfield Thunderbirds 6/8/17. Agreed to AHL contract with Springfield Thunderbirds 9/1/16. Agreed to ATO with Bridgeport Islanders 4/20/16.



#25

Libor Hájek, D

Shoots left. 6-3, 206. Born: Smrcek, Czech Republic – 2/4/98

Acquired: Traded To NY Rangers by TB Lightning (2/26/18)

Season	Team	Lge	--- Regular Season ---					---- Playoffs ----				
			GP	G	A	Pts	PIM	GP	G	A	Pts	PIM
2014-15	Brno Kometa	Czech	17	0	1	1	2	7	0	0	0	0
2015-16	Saskatoon Blades	WHL	69	3	23	26	76					
2016-17	Saskatoon Blades	WHL	65	4	22	26	81					
2016-17	Syracuse Crunch	AHL	8	1	0	1	4					
2017-18	Saskatoon Blades	WHL	33	8	17	25	26					
2017-18	Regina Pats	WHL	25	4	10	14	4	4	1	0	1	12
2018-19	Hartford Wolf Pack	AHL	58	0	5	5	36					
2018-19	New York Rangers	NHL	5	1	0	1	6					
2019-20	Hartford Wolf Pack	AHL	23	1	2	3	14					
2019-20	New York Rangers	NHL	28	0	5	5	12					
2020-21	Brno Kometa	Czech	10	0	2	2	4	--	--	--	--	--
2020-21	New York Rangers	NHL	44	2	2	4	10	--	--			

Career Notes: **2020-21:** Skated in 44 games w/ NY Rangers (2 g, 2 a). Scored on 3/6/21 @ New Jersey and 4/11/21 @ NY Islanders. Represented Czech Republic at 2021 IIHF World Championship, playing in eight games (1 g, 2 a). Appeared in ten games w/ HC Kometa Brno in Czech League (Loan) prior to 2020-21 NHL season. Scored two assists in those ten games...**2019-20:** Skated in 28 NHL games w/ NY Rangers (0 g, 5 a) and 23 games w/ AHL Hartford (1 g, 2 a). Scored lone goal of the season on 3/1/20 V. Providence. Fired season-high four shots on 1/24/20 Vs. Bridgeport...**2018-19:** Tallied first career NHL point with a goal for NY Rangers 3/9 vs. New Jersey (Third Star in 4-2 win), before suffering season-ending injury later in the game...Had two shots on goal in NHL debut 3/1 vs. Montreal, after earning first career NHL recall from NY Rangers 2/28...Had Wolf Pack team-high (and tied for game-high) five shots on goal 12/8 @ Hershey...Posted his first point in a Wolf Pack uniform with an assist 10/24 vs. Lehigh Valley...Was +2 in Wolf Pack debut 10/5 (4-2 win in season opener vs. Providence)...**2017-18:** Helped lead Regina (WHL) team to Memorial Cup Final (lost 3-0 to Acadie-Bathurst of QMJHL), notching 1-2-3 in five Memorial Cup GP...Tied for second-most goals among Regina defensemen, and had third-most points and assists among team blueliners (a combined 12-27-39 in 58 GP between Saskatoon and Regina)...Skated for Czech Republic (as a teammate of fellow NY Ranger prospect Filip Chytil) in World Junior Championship, leading all tournament defensemen in assists and tying for the lead among blueliners in points (1-7-8 in 7 GP)...**2016-17:** His first pro point was a goal for Syracuse in 6-1 win @ Binghamton 3/29...Had three shots on goal in pro debut for Syracuse 3/24 vs. Wilkes-Barre/Scranton...Ranked third among Saskatoon (WHL) defensemen, and tied for fifth overall on team, in assists (22)...Had second-most points (26) and goals (4) among Saskatoon blueliners...Finished second on Saskatoon club in PIM (81)...**2015-16:** Led Saskatoon (WHL) defensemen in assists (23) and tied for team lead among blueliners in points (26)...Topped Saskatoon blueliners, and finished second overall on team, in PIM (76)...**Transactions:** Acquired by NY Rangers from Tampa Bay, along with Vladislav Namestnikov, Brett Howden, a 2018 first-round draft pick and a conditional 2019 draft pick, in exchange for Ryan McDonagh and J.T. Miller, 2/26/18...**Drafted:** 2nd rd. (37th ov.) by Tampa Bay 2016.



#35

Adam Húska, G

Catches left. 6-4, 218. Born: Zvolen, Slovakia – 5/12/97

Acquired: Drafted in 7th rd. (184th ov.) by NY Rangers 2015

Season	Team	Lge	GP	Min	GA	EN	SO	GAA	W	L	T	Svs	Pct
2014-15	Green Bay Gamblers	USHL	6	304	22	0	0	4.34	0	4	1	142	0.866
2015-16	Green Bay Gamblers	USHL	37	2138	65	0	4	1.82	26	9	2	880	0.931
2016-17	U. of Connecticut	H-East	21	1235	59	0	1	2.87	7	9	4	645	0.916
2017-18	U. of Connecticut	H-East	27	1530	66	0	0	2.59	8	16	2	680	0.912
2018-19	U. of Connecticut	H-East	21	1203	67	0	1	3.34	5	13	2	578	0.896
2018-19	Hartford Wolf Pack	AHL	9	505	29	3	0	3.45	1	7	1	232	0.889
2019-20	Maine Mariners	ECHL	3	176	6	0	0	2.04	1	2	0	100	0.943
2019-20	Hartford Wolf Pack	AHL	28	1523	77	7	0	3.03	11	8	6	648	0.894
2020-21	Zvolen HKm	Slovak	3	185	7	0	0	2.27	0	0	0	82	0.921
2020-21	Hartford Wolf Pack	AHL	13	734	33	1	0	2.70	9	4	0	266	0.890

Career Notes: **2021-22:** Made NHL debut (32 saves) w/ NY Rangers on 12/8/21 V. Colorado Avalanche...**2020-21:** Appeared in 13 games with Wolf Pack, posting a 9-4-0 record. Made career-high 36 saves on 5/6/21 against Providence Bruins. Won six straight games from 3/25/21 – 4/15/21. Appeared in three games with Zvolen HKm of Slovak League prior to AHL season commencing in February. **2019-20:** Tended goal in 28 games for Wolf Pack, posting an 11-8-6 record with a .894 save percentage. Won three straight games from 1/4/20 – 1/10/20, his longest streak of the season. Made season-high 35 saves against Rochester Americans on 10/13/19. Appeared in three games with Wolf Pack's former ECHL affiliate, the Maine Mariners. **2018-19:** Registered his first pro win in 5-3 Wolf Pack victory @ Utica 3/16 (25 saves)...Made pro debut 3/10 vs. Hershey (25 saves in 5-3 loss)...Signed Amateur Tryout (ATO) agreement with Wolf Pack 3/9/19...Posted second career UConn shutout 11/2 @ U. Vermont, making 39 saves in 1-0 win...**2017-18:** Made 33 saves for UConn (H.E.) 3/9 @ Boston University, in 5-4 overtime loss in Game One of Hockey East Quarterfinal series, in first action since 1/12 @ Merrimack...Earned Hockey East Defensive Player of the Week honors for week ending 12/10, after stopping 54 out of 57 shots in wins vs. U. Mass-Amherst and Colgate...**2016-17:** Had 92.1% save percentage in 17 Hockey East games, fourth-best in league...Helped represent Slovakia at World Junior Championship for second straight year (3 GP, 1-2, 5.00, 87.3)...**2015-16:** Earned USHL Goaltender of the Year honors...Led USHL goaltenders in GAA (1.82) and save percentage (93.1)...Member of Slovakian squad at World Junior Championship (5 GP, 1- 4, 3.90, 89.9)...**Transactions:** Signed NHL contract with NY Rangers 8/3/21. Signed NHL contract with NY Rangers 3/9/19.



#6

Zac Jones, D

Shoots left. 5-10, 172. Born: Glen Allen, VA – 10/18/00
 Acquired: Drafted in 3rd rd. (68th ov.) by NY Rangers
 2019

Season	Team	Lge	--- Regular Season ---					---- Playoffs ----				
			GP	G	A	Pts	PIM	GP	G	A	Pts	PIM
2018-19	Tri-City Storm	USHL	56	7	45	52	38	6	0	5	5	2
2019-20	UMass-Amherst	H-Eas	32	3	20	23	24					
2020-21	UMass-Amherst	H-Eas	29	9	15	24	8					
2020-21	New York Rangers	NHL	10	0	4	4	2					

Career Notes: **2020-21:** Scored 24 points (9 g, 15 a) in 29 games played with UMass Minutemen (H-East). Finished fourth overall on the team in scoring and tops among defensemen for the Minutemen. Won NCAA National Championship with Minutemen in 2021. Signed entry-level contract with NY Rangers on 4/13/21. Appeared in ten games with Rangers, scoring four assists. Made NHL debut on 4/22/21 at Philadelphia. Scored first career point on 4/25/21 vs. Buffalo. Represented United States at 2021 IIHF World Championship, appearing in ten games and scoring three assists. Helped United States to a Bronze Medal. Was named ‘Top-Three Player’ on Team USA....**2019-20:** Appeared in 32 games for Minutemen as a freshman, scoring 23 points (3 g, 20 a). Represented United States at the 2020 IIHF U-20 World Junior Championship, scoring two points (1 g, 1 a) in five games....**2018-19:** Appeared in 56 games in final junior season for Tri-City Storm (USHL), scoring 52 points (7 g, 45 a). Finished second on the team in scoring among defensemen, third on the team in scoring overall. Played in six playoff games for the Storm, scoring five assists....**Misc.:** Named to Hockey East (NCAA) All-Rookie Team following 2019-20 season. Named to Hockey East (NCAA) Second All-Star Team, NCAA Tournament All-Tournament Team, NCAA Second All-American Team, and All-USCHO First Team following 2020-21 season.



#55

Patrick Khodorenko, C

Shoots left. 6-0, 200. Born: Walnut Creek, CA – 10/19/98

Acquired: Signed as free agent by NY Rangers 3/10/20

Season	Team	Lge	--- Regular Season ---					---- Playoffs ----				
			GP	G	A	Pts	PIM	GP	G	A	Pts	PIM
2014-15	U.S. National Under-18 Te	USHL	1	0	0	0	0	--	--	--	--	--
2014-15	U.S. National Under-17 Te	USHL	34	9	11	20	12	--	--	--	--	--
2015-16	U.S. National Under-18 Te	USHL	18	1	2	3	16	--	--	--	--	--
2016-17	Michigan State University	Big-1	35	7	11	18	20					
2017-18	Michigan State University	Big-1	36	13	19	32	35					
2018-19	Michigan State University	Big-1	36	18	19	37	30					
2019-20	Michigan State University	Big-1	36	16	17	33	20					
2019-20	Hartford Wolf Pack	AHL	1	0	0	0	0					
2020-21	Hartford Wolf Pack	AHL	22	3	7	10	4	--	--	--	--	--

Career Notes: **2020-21:** Appeared in 22 games with Wolf Pack, scoring ten points (3 g, 7 a). First full professional season. Finished eleventh in team scoring. Had first career multi-goal game on 4/13/21 @ Bridgeport (2 goals). Had first career multi-assist game (2) on 5/6/21 @ Providence....**2019-20:** Appeared in 36 games as a senior for Michigan State University. Scored 33 points (16 g, 17 a). Led Spartans in scoring by eleven points. Wore "A" as part of Spartans' leadership group. Signed entry-level contract with NY Rangers on 3/10/20 following NCAA season. Made AHL debut with Hartford on 3/11/21 Vs. Providence... **2018-19:** Appeared in 36 games as a junior at Michigan State. Scored career-high 37 points (18 g, 19 a). Finished second on Spartans in scoring behind Taro Hirose...**Misc.:** Won U17 WHC Silver Medal in 2015 with United States. Named Big-Ten Second Team All-Star following the 2018-19 season. Named to Big-Ten First All-Star Team following 2019-20 season.



#71

Keith Kinkaid, G

Catches left. 6-3, 194. Born: Farmingville, NY. – 7/4/89

Acquired: Signed as free agent by NY Rangers 10/9/20

Season	Team	Lge	GP	Min	GA	EN	SO	GAA	W	L	T	Svs	Pct
2007-08	Des Moines Buccaneers	USHL	15	844	48	0	0	3.41	4	9	2	402	0.893
2008-09	St. Louis Bandits	NAHL	40	2393	71	0	7	1.78	30	5	4	1014	0.935
2009-10	Union College	ECAC	25	1478	61	0	1	2.48	12	8	3	633	0.912
2010-11	Union College	ECAC	38	2265	75	0	3	1.99	25	10	3	867	0.920
2011-12	Albany Devils	AHL	42	2347	115	3	3	2.94	17	20	3	1079	0.904
2012-13	New Jersey Devils	NHL	1	26	1	1	0	2.31	0	0	0	12	0.923
2012-13	Albany Devils	AHL	45	2644	120	4	2	2.72	21	17	6	1138	0.905
2013-14	Albany Devils	AHL	43	2519	96	1	4	2.29	24	13	5	990	0.912
2014-15	New Jersey Devils	NHL	19	925	40	1	0	2.59	6	5	4	429	0.915
2014-15	Albany Devils	AHL	13	713	26	0	1	2.19	7	2	3	313	0.923
2015-16	New Jersey Devils	NHL	23	1233	58	7	2	2.81	9	9	1	547	0.904
2016-17	New Jersey Devils	NHL	26	1485	65	0	1	2.64	8	13	3	713	0.916
2017-18	New Jersey Devils	NHL	41	2298	106	0	1	2.77	26	10	3	1108	0.913
2018-19	New Jersey Devils	NHL	41	2302	129	0	3	3.36	15	18	6	1059	0.891
2019-20	Montreal Canadiens	NHL	6	340	24	0	0	4.24	1	1	3	168	0.875
2019-20	Laval Rocket	AHL	13	750	43	3	0	3.44	3	7	3	303	0.876
2019-20	Charlotte Checkers	AHL	4	241	9	0	0	2.24	2	1	1	109	0.924
2020-21	New York Rangers	NHL	9	486	21	0	1	2.59	3	2	1	184	0.898
2020-21	Hartford Wolf Pack	AHL	2	120	2	0	1	1.00	2	0	0	50	0.962

Career Notes: **2020-21:** Appeared in nine NHL games with NY Rangers, going 3-2-1 with a 2.59 GAA and .898 save percentage. Played in two games with Wolf Pack, going 2-0-0 with a 1.00 GAA and .962 save percentage. Made Wolf Pack debut on 2/7/21 vs. Bridgeport. Recorded first wolf Pack shutout on 2/11/21 @ Providence (25 saves). Made Rangers debut in relief on 3/7/21 @ Pittsburgh, playing 42:46. Collected first Ranger win and shutout on 3/13/21 @ Boston (18 saves)...**2019-20:** Appeared in six NHL games with Montreal Canadiens, going 1-1-3 with a 4.24 GAA and .876 save percentage. Appeared in 13 AHL games with Laval Rocket (3-7-5, 3.44 GAA, .876 save percentage) and four games with Charlotte Checkers (2-1-1, 2.24 GAA, .924 save percentage). Made Canadiens debut on 10/9/19 @ Buffalo. Recorded only Canadiens victory on 10/31/19 @ Vegas (31 saves). Made debut with Rocket on 12/6/19 @ Syracuse. Won first game with Rocket on 12/7/19 @ Springfield (23 saves). Made Checkers debut on 3/1/20 @ Hershey, making 28 saves and collecting his first win with the club...**2018-19:** Appeared in 41 games with New Jersey Devils, going 15-18-6 with a 3.36 GAA and .891 save percentage. Recorded a career-high three shutouts. Traded to Columbus Blue Jackets on 2/25/19 in exchange for a fifth-round pick in 2022 NHL Draft. Did not make an appearance for Blue Jackets...**2017-18:** Appeared in 41 games for Devils, going 26-10-3 with 2.77 GAA and .913 save percentage. Led Devils to first Stanley Cup Playoff appearance since 2012. Appeared in two games for the Devils in the First Round of the Stanley Cup Playoffs, going 0-2-0 with a 5.88 GAA and .804 save percentage. Represented United States at the 2018 IIHF World Championship, appearing in nine games with a 6-2-0 record, 2.29 GAA and .912 save percentage. Won Bronze Medal with Team USA...**2016-17:** Appeared in 26 NHL games with Devils, going 8-13-3. **2015-16:** Played first full season in NHL, appearing in 23 games with Devils and posting 9-9-1 record. Represented United States at 2016 IIHF World Championship, posting 1-4-0 record. **Misc.:** Made NHL debut with Devils on 3/5/13 vs. Tampa Bay in relief (25:45, 12 saves). Made AHL debut with Albany on 10/9/11 vs. Bridgeport. Recorded first career AHL victory on 10/14/11 vs. Connecticut Whale (now Wolf Pack). Recorded first career AHL shutout with Albany on 11/4/11 vs. Norfolk. Recorded first NHL victory with Devils on 12/19/14 vs. Tampa Bay (26 saves). Recorded first NHL shutout with Devils on 2/14/16 vs. Los Angeles (28 saves)...**Misc.:** Named to ECAC All-Rookie Team (Union College) following 2009-10 season. Named ECAC Goaltender of the Year, ECEC First All-Star Team and NCAA (East) First Team All-American following 2010-11 season. Signed entry-level contract with Devils from Union College on 4/18/11. Signed two-year contract with NY Rangers as free agent on 10/9/20.



#91

Maxim Letunov, C
Shoots left. 6-4, 181. Born: Moskva, RUS. – 2/20/96
Acquired: Traded to NY Rangers by CAR 3/28/22

Season	Team	Lge	--- Regular Season ---					---- Playoffs ----				
			GP	G	A	Pts	PIM	GP	G	A	Pts	PIM
2013-14	Youngstown Phantoms	USHL	60	19	24	43	42					
2014-15	Youngstown Phantoms	USHL	58	25	39	64	18	4	0	1	1	0
2015-16	U. of Connecticut	H-Eas	36	16	24	40	2					
2016-17	U. of Connecticut	H-Eas	33	7	20	27	25					
2017-18	U. of Connecticut	H-Eas	36	12	16	28	12					
2018-19	San Jose Barracuda	AHL	57	12	16	28	20	3	0	2	2	2
2019-20	San Jose Sharks	NHL	3	1	0	1	0	--	--	--	--	--
2019-20	San Jose Barracuda	AHL	50	12	28	40	12					
2020-21	San Jose Barracuda	AHL	32	12	3	15	12	--	--	--	--	--
2021-22	Chicago Wolves	AHL	60	13	10	23	16					

Career Notes: **2021-22:** Scored career-high 13 goals in 60 games w/ AHL Chicago. Registered first multi-goal game since 4/14/21 on 3/27/22 with two goals at Iowa. Scored in back-to-back games on 2/27/22 and 3/2/22. Registered four-game point streak (2 g, 2 a) from 11/7/21 – 11/14/21. Traded to NY Rangers from CAR Hurricanes in exchange for D Tarmo Reunanen on 3/28/22. Received four stitches in his chin after taking a high-stick and then scored a goal on 1/28/22 @ Grand Rapids. Signed as free agent with Hurricanes on 7/31/21....**2020-21:** Scored 15 points (12 g, 3 a) in 32 games w/ AHL San Jose. Finished tied for first on the Barracuda in goals. Scored two goals on 4/7/21 Vs. Henderson and 4/14/21 @ Texas. Scored six goals in a span of five games from 4/7/21 – 4/14/21. Scored two goals in five Pacific Division playoff games....**2019-20:** Scored career-high 40 points (12 g, 28 a) w/ AHL San Jose. Made NHL debut w/ San Jose Sharks on 2/4/20 @ Calgary. Scored first career NHL goal on 2/6/20 @ Edmonton. Led Barracuda in scoring with 40 points and in assists with 28. Scored two goals on 1/31/20 @ San Diego. Recorded season-high three assists on 11/17/19 Vs. Tucson....**2018-19:** Appeared in 57 games as rookie professional w/ AHL San Jose. Made professional debut on 10/5/18 Vs. Ontario. Scored a goal in each of his first two professional games. Recorded first career three-point game (1 g, 2 a) on 10/20/18 @ Stockton....**2017-18:** Scored 28 points (12 g, 16 a) in 36 games with University of Connecticut. Led Huskies in point scoring with 28, finished tied for team lead in goals with 12. Scored season high three points on 12/8/17 Vs. Colgate and 2/16/18 Vs. Boston University. Had four-game goal scoring streak from 2/2/18 – 2/16/18.... **2016-17:** Scored 27 points (7 g, 20 a) as sophomore at UConn. Scored three goals on powerplay for Huskies..... **Misc.:** College teammates with Wolf Pack G Adam Húska at UConn. Named to Hockey East All-Rookie Team in 2015-16 (16 g, 24 a). Named Hockey East Second Team All-Star following 2015-16 and 2017-18 seasons. Selected by the St. Louis Blues in the second round (52nd overall) of the 2014 NHL Entry Draft. Traded by STL to ARI on 3/2/15 in exchange for D Zbynek Michalek and a conditional third-round draft pick in 2015. Traded by ARI to SJ on 6/20/16 along with a 2017 sixth round pick in exchange for a 2016 fourth round pick and a 2017 third round pick. Signed with Carolina Hurricanes as a free agent on 7/31/21. Traded to NY Rangers from Carolina in exchange for D Tarmo Reunanen on 3/28/22.



#29

Matt Lorito, F

Shoots Left. 5-9, 172. Born: Oakville, ON – 7/3/90

Acquired: Signed AHL contract with Wolf Pack 2/4/22

Season	Team	Lge	--- Regular Season ---					---- Playoffs ----				
			GP	G	A	Pts	PIM	GP	G	A	Pts	PIM
2009-10	Villanova Knights	OJHL	56	32	46	78	20					
2010-11	Villanova Knights	OJHL	41	28	54	82	16	10	6	6	12	2
2011-12	Brown University	ECAC	24	4	13	17	18					
2012-13	Brown University	ECAC	36	22	15	37	6					
2013-14	Brown University	ECAC	29	10	19	29	8					
2014-15	Brown University	ECAC	29	11	12	23	8					
2014-15	Albany Devils	AHL	11	3	9	12	2					
2015-16	Albany Devils	AHL	71	18	36	54	26	11	3	4	7	4
2016-17	Grand Rapids Griffins	AHL	61	22	34	56	25	19	7	6	13	4
2016-17	Detroit Red Wings	NHL	2	0	1	1	0					
2017-18	Grand Rapids Griffins	AHL	59	23	26	49	28					
2018-19	Bridgeport Sound Tigers	AHL	23	5	11	16	12	5	2	2	4	2
2019-20	Bridgeport Sound Tigers	AHL	50	9	14	23	16					
2019-20	Toronto Marlies	AHL	8	0	5	5	6					
2020-21	San Diego Gulls	AHL	27	6	5	11	14	--	--	--	--	--
2021-22	Djurgårdens IF	SweHL	14	2	4	6	8					
2021-22	Riga Dynamo	KHL	17	3	4	7	10					

Career Notes: **2021-22:** Skated in 17 KHL games (3 g, 4 a) with Dinamo Riga and 14 SHL games (2 g, 4 a) with Djurgårdens IF. Signed one-year AHL contract with Hartford Wolf Pack on 2/4/22...**2020-21:** Scored eleven points (6 g, 5 a) in 27 games w/ San Diego Gulls. Signed AHL contract w/ SD on 1/30/21. Scored two goals on 4/9/21 @ Tucson...**2019-20:** Split season between AHL Bridgeport (50 GP) and Toronto (8 GP). Scored 9 G and 14 A for 23 points w/ BRI. 0-5-5 in 8 GP w/ TOR. Traded by NYI to TOR for D Jordan Schmaltz on 2/24/20...**2018-19:** Scored 16 points (5 g, 11 a) in 23 GP w/ BRI. Added four points (2 g, 2 a) in 5 Calder Cup Playoff games. Finished regular season on three-game point streak (3 a). Opened season w/ five-game point streak (2 g, 6 a) from 2/10/19 – 2/24/19.... **2017-18:** Scored 49 points (23 g, 26 a) in 59 games w. Grand Rapids. Career-high 23 goals. Named to 2018 AHL All-Star Game. Scored hat-trick on 10/27/17 Vs. Chicago...**2016-17:** Scored 49 points (22 g, 34 a) in 61 games w/ Grand Rapids. Added career-high 13 playoff points (7 g, 6 a) in 19 games. Named to 2017 AHL All-Star Game. Named AHL's 'Player of the Week' on November 20th. Won 2017 Calder Cup w/ Grand Rapids. Scored three points in six of 61 games. Made NHL debut on 4/8/17 Vs. Montreal. Scored first and only NHL point, assist, in 14:12 TOI...**Misc.:** Named to NCAA All-Ivy League Second Team in 2014-15, 2013-14 and 2012-13. Named Second Team ECAC All-Star in 2012-13. Served as captain of Brown University as senior in 2014-15 (11 g, 12 a in 29 GP). Signed ATO w/ Albany Devils on 3/13/15.



#10

Aaron Luchuk, C

Shoots Left. 5-10, 185. Born: Kingston, ON – 4/5/97

Acquired: Signed PTO with Wolf Pack 12/28/21

Season	Team	Lge	--- Regular Season ---					---- Playoffs ----				
			GP	G	A	Pts	PIM	GP	G	A	Pts	PIM
2012-13	Kingston Voyageurs	OJHL	1	0	0	0	10	--	--	--	--	--
2013-14	Windsor Spitfires	OHL	3	0	0	0	0	2	0	0	0	0
2014-15	Windsor Spitfires	OHL	67	10	13	23	10	--	--	--	--	--
2015-16	Windsor Spitfires	OHL	68	27	26	53	19	5	2	1	3	0
2016-17	Windsor Spitfires	OHL	68	28	32	60	14	7	4	0	4	0
2017-18	Windsor Spitfires	OHL	30	28	23	51	2	--	--	--	--	--
2017-18	Barrie Colts	OHL	38	22	42	64	6	12	5	12	17	8
2018-19	Brampton Beast	ECHL	32	10	12	22	6	6	2	2	4	0
2018-19	Belleville Senators	AHL	27	4	5	9	0	--	--	--	--	--
2019-20	Newfoundland Growlers	ECHL	45	19	31	50	14					
2019-20	Toronto Marlies	AHL	3	0	0	0	0					
2019-20	Belleville Senators	AHL	1	0	0	0	0					
2019-20	Brampton Beast	ECHL	1	0	0	0	0					
2019-20	Laval Rocket	AHL	2	0	0	0	0					
2020-21	Orlando Solar Bears	ECHL	72	28	46	74	16	--	--	--	--	--
2021-22	Syracuse Crunch*	AHL	Statistics Unavailable									
2021-22	Orlando Solar Bears	ECHL	21	12	15	27	6					

Career Notes: **2020-21:** Appeared in 72 games w/ ECHL Orlando, scoring 74 points (28 g, 46 a). Led ECHL in points w/ 74. Named to ECHL All-Star First Team. Winner of ECHL Sportsmanship Award. Won ECHL 'Player of the Month' in April 2021, along with 'Player of the Week' honors for the week of 4/12/21-4/18/21. 28 goals and 74 points were career-high professional totals...**2019-20:** Scored 50 points (19 g, 31 a) in 45 ECHL games w/ Newfoundland. Also appeared in one ECHL games w/ Brampton. Skated in six AHL games w/ Laval (2), Belleville (1) and Toronto (3). Most recent AHL game was 2/29/20 w/ Laval @ Utica. Registered 1 shot in the game...**2018-19:** Split season between ECHL Brampton (10 g, 12 a, 22 p in 32 GP) and AHL Belleville (4 g, 5 a, 9 p, 27 GP). Made AHL debut on 12/12/18 @ Laval. Scored first AHL goal and point on 12/19/18 @ Rochester. Most recent AHL goal came on 2/5/19 @ Toronto, also his only multi-goal game (2 g, 1 a). Last AHL point, an assist, came on 2/15/19 Vs. Cleveland...**2017-18:** Served as captain of OHL's Windsor Spitfires, scoring 51 points (28 g, 23 a) in 30 games before getting traded to OHL Barrie. Scored 64 points (22 g, 42 a) w/ Barrie in 38 games. Tacked on 17 points (5 g, 12 a) in 12 OHL Playoff games. Led OHL with 115 total points in 2017-18 (Eddie Powers Trophy). Named to OHL's Second All-Star Team. Recipient of the Leo Lalonde Trophy as the OHL's Overage Player of the Year... **Transactions:** Signed as UDFA w/ NHL Ottawa on 12/26/17. Traded by OTT to TOR along w/ D Cody Ceci and CBJ's 2020 3rd round draft choice in exchange for D Nikita Zaitsev and F's Connor Brown and Michael Carcone on 7/1/19. Traded from TOR to OTT along w/ a conditional 6th round draft choice in 2021 in exchange for F Max Veronneau on 2/19/20. Traded from OTT to MTL along w/ a 7th round draft choice in 2020 in exchange for F Matthew Peca on 2/24/20. Signed ECHL contract w/ Orlando on 11/23/20. Signed extension w/ ECHL Orlando on 10/4/21. Loaned to AHL Syracuse by ECHL Orlando on 11/29/21 but did not appear in a game. Signed by Hartford to PTO on 12/28/21.



#13

Nils Lundkvist, D

Shoots right. 5-10, 187. Born: Piteå, SWE – 7/27/00

Acquired: Drafted in 1st rd. (28th ov.) by NY Rangers
2018

Season	Team	Lge	--- Regular Season ---					---- Playoffs ----				
			GP	G	A	Pts	PIM	GP	G	A	Pts	PIM
2016-17	Lulea HF Jr.	Swe-J	8	0	2	2	0					
2017-18	Lulea HF	SweHL	28	2	3	5	0	2	0	0	0	0
2017-18	Lulea HF Jr.	Swe-J	26	3	11	14	18					
2018-19	Lulea HF Jr.	Swe-J	4	0	2	2	0					
2018-19	Lulea HF	SweHL	41	3	7	10	8	7	1	0	1	2
2019-20	Lulea HF	SweHL	45	11	20	31	30					
2020-21	Lulea HF	SweHL	52	14	18	32	30	7	2	0	2	4
2021-22	Lulea HF	SweHL	Statistics Unavailable									
2021-22	New York Rangers	NHL	25	1	3	4	0					

Career Notes: **2021-22:** Made NHL debut w/ NY Rangers on 10/14/21 V. Dallas Stars. Scored first NHL goal on 12/8/21 V. Colorado Avalanche. Assigned to AHL Hartford on 1/11/22...**2020-21:** Skated in 52 games w/ Lulea HF (SHL), scoring career-high 32 points (14 g, 18 a). Named SHL Defenseman of the Year (Salming Trophy). Led all SHL defensemen in goals w/ 15. Represented Sweden at 2021 IIHF World Championship (0-5-5, 3 GP). His five assists led all defensemen in assists during tournament....**2019-20:** Led SHL in both assists (20) and points (31) by a junior player. Won IIHF World Junior (U20) Bronze Medal w/ Team Sweden. Name the SHL's Best Junior by EliteProspects.com... **2018-19:** Played rookie SHL season w/ Lulea HF, scoring ten points (3 g, 7 a) in 41 games....**2017-18:** Won U18 WJC Bronze Medal w/ Team Sweden (0 g, 2 a, 7 GP). Appeared in 28 SHL games, scoring 2 g, 3 a. Named best defenseman in J20 SuperElit (Sweden)...**Misc.:** Selected 28th overall by the Rangers in the first round of the 2018 NHL Entry Draft. Signed ELC w/ NYR on 6/3/21.



#14

Greg McKegg, LW

Shoots left. 6-0, 192. Born: St. Thomas, ONT – 6/17/92

Acquired: Signed as free agent by NY Rangers 7/28/21

Season	Team	Lge	--- Regular Season ---					---- Playoffs ----				
			GP	G	A	Pts	PIM	GP	G	A	Pts	PIM
2008-09	Erie Otters	OHL	64	8	10	18	22	5	2	1	3	4
2009-10	Erie Otters	OHL	67	37	48	85	32	4	2	1	3	0
2010-11	Erie Otters	OHL	66	49	43	92	35	7	4	1	5	12
2010-11	Toronto Marlies	AHL	2	1	0	1	0	--	--	--	--	--
2011-12	Erie Otters	OHL	35	12	22	34	32	--	--	--	--	--
2011-12	London Knights	OHL	30	19	22	41	22	15	4	7	11	2
2012-13	Toronto Marlies	AHL	61	8	15	23	22	9	3	3	6	10
2013-14	Toronto Marlies	AHL	65	19	28	47	31	14	3	3	6	10
2013-14	Toronto Maple Leafs	NHL	1	0	0	0	0	--	--	--	--	--
2014-15	Toronto Marlies	AHL	62	22	15	37	39	5	2	0	2	12
2014-15	Toronto Maple Leafs	NHL	3	0	0	0	0	--	--	--	--	--
2015-16	Portland Pirates	AHL	47	10	13	23	22	3	1	0	1	2
2015-16	Florida Panthers	NHL	15	2	0	2	2	1	0	0	0	2
2016-17	Florida Panthers	NHL	31	3	3	6	11	--	--	--	--	--
2016-17	Springfield Thunderbirds	AHL	7	2	2	4	2	--	--	--	--	--
2016-17	Tampa Bay Lightning	NHL	15	0	1	1	11	--	--	--	--	--
2017-18	Pittsburgh Penguins	NHL	26	2	2	4	8	--	--	--	--	--
2017-18	Wilkes-Barre/Scranton Pen	AHL	28	5	7	12	10	--	--	--	--	--
2017-18	Charlotte Checkers	AHL	19	9	14	23	4	8	1	4	5	2
2018-19	Charlotte Checkers	AHL	31	6	17	23	18	--	--	--	--	--
2018-19	Carolina Hurricanes	NHL	41	6	5	11	8	14	2	0	2	4
2019-20	New York Rangers	NHL	53	5	4	9	17	3	0	0	0	2
2020-21	Boston Bruins	NHL	5	1	0	1	2	--	--	--	--	--
2020-21	Providence Bruins	AHL	2	0	2	2	0	--	--	--	--	--

Career Notes: 2020-21: Appeared in two games, scoring two assists, with AHL's Providence Bruins. Spent portion of season on 'Taxi Squad' of Boston Bruins. Skated in five games with the Bruins, scoring one goal. Made Bruins debut on 2/28/21 @ NY Rangers. Scored lone Bruins (NHL) goal on 3/18/21 @ Buffalo. Made Bruins (AHL) debut on 3/12/21 vs. Hartford, scoring two assists. ...**2019-20:** Appeared in 53 games with the Rangers, scoring nine points (5 g, 4 a). Made Rangers debut on 10/12/19 vs. Edmonton. Scored first goal with Rangers on 11/6/19 vs. Detroit. Registered multi-point game on 3/7/19 vs. New Jersey (1 g, 1 a)...**2018-19:** Skated in 41 games with Carolina Hurricanes, scoring eleven points (6 g, 5 a). Also dressed in 31 AHL games with the Charlotte Checkers, scoring 23 points (6 g, 17 a). Appeared in 14 Stanley Cup Playoff games with Hurricanes, scoring two goals. Made Hurricanes debut on 1/4/19 vs. Columbus. Scored goals in back-to-back Stanley Cup Playoff games on 5/3/19 vs. NY Islanders and 5/9/19 @ Boston. ...**2017-18:** Skated in 26 NHL games with Pittsburgh Penguins, scoring four points (2 g, 2 a). Made Penguins debut on 10/4/17 vs. St. Louis. Scored first goal with Penguins on 10/14/17 vs. Florida. Skated in 28 games with Wilkes-Barre/Scranton Penguins, scoring 12 points (5 g, 7 a). Made WBS debut on 12/8/17 vs. Charlotte. Traded to Carolina Hurricanes on 2/26/18 in exchange for F Josh Jooris. Made debut with Checkers on 3/2/18 @ Providence...**2016-17:** Appeared in 31 games with Florida Panthers, scoring six points (3 g, 3 a). Also appeared in seven AHL games with Springfield Thunderbirds, scoring four points (2 g, 2 a). Made Thunderbirds debut on 11/25/16 vs. Hershey. Scored three points (2 g, 1 a) for first goal, assist and points with SPR on 12/16/16 vs. Binghamton. Claimed off waivers by Tampa Bay Lightning on 2/27/17. Made Lightning debut on 3/1/17 vs. Carolina. Played 15 games for Lightning. **Drafted:** 3rd rd. (62nd ov.) by Toronto 2010...**Misc.:** Won OHL Championship with Erie Otters in 2009-10. Served as captain of Otters in 2010-11 and 2011-12 seasons. Made AHL debut with Toronto Marlies on 4/9/11 vs. Rochester. Scored first AHL goal on 4/10/11 vs. Abbotsford. Made NHL debut on 2/1/14 vs. Ottawa with Toronto Maple Leafs. Scored first NHL goal on 3/29/16 vs. Toronto. Scored in back-to-back games he dressed for on 3/29/16 and 4/5/16 (@ Montreal). Scored career-high 22 goals and 37 points (22 g, 15 a) during 2014-15 AHL season with Marlies. Finished fourth on the team in overall scoring that season, and second on the team in goals behind Matt Frattin (26).



#39

Nick Merkley, C/RW

Shoots right. 5-10, 194. Born: Calgary, AB – 5/23/97

Acquired: Traded to NY Rangers by SJ Sharks 3/21/22

Season	Team	Lge	--- Regular Season ---					---- Playoffs ----				
			GP	G	A	Pts	PIM	GP	G	A	Pts	PIM
2012-13	Kelowna Rockets	WHL	1	0	0	0	0	7	0	3	3	0
2013-14	Kelowna Rockets	WHL	66	25	33	58	46	14	4	13	17	12
2014-15	Kelowna Rockets	WHL	72	20	70	90	79	19	5	22	27	18
2015-16	Kelowna Rockets	WHL	43	17	31	48	44	--	--	--	--	--
2016-17	Kelowna Rockets	WHL	63	23	40	63	73	17	6	13	19	22
2017-18	Tucson Roadrunners	AHL	38	18	21	39	22					
2017-18	Arizona Coyotes	NHL	1	0	0	0	2					
2018-19	Tucson Roadrunners	AHL	45	10	24	34	26					
2019-20	Tucson Roadrunners	AHL	26	3	13	16	10					
2019-20	New Jersey Devils	NHL	4	1	1	2	2	--	--	--	--	--
2019-20	Binghamton Devils	AHL	28	8	11	19	16					
2020-21	Assat Pori	SM-li	19	4	9	13	33	--	--	--	--	--
2020-21	New Jersey Devils	NHL	27	2	8	10	7	--	--	--	--	--
2020-21	Binghamton Devils	AHL	5	1	2	3	4	--	--	--	--	--
2021-22	San Jose Sharks*	NHL	9	1	2	3	0					
2021-22	San Jose Barracuda	AHL	43	11	25	36	28					

Career Notes: **2021-22:** Dressed in 43 games w/ AHL San Jose, scoring 36 point (11 g, 25 a). Second highest point total of AHL career. Traded to NY Rangers in exchange for D Anthony Bitetto on 3/21/22. Skated in nine games w/ NHL San Jose, scoring three points (1 g, 2 a). Had three-game point streak from 11/2/21 – 11/6/21. Scored lone goal of NHL season on 11/4/21 vs. STL. Had three-game goal scoring streak w/ AHL SJ 2/20/22 – 3/2/22 (3 g). Traded by NJD to SJS in exchange for D Christian Jaros on 7/26/21....**2020-21:** Loaned to Assat of Liiga prior to 2020-21 season. Skated in 19 games in Liiga, scoring 13 points (4 g, 9 a). Scored ten points (2 g, 8 a) in 27 GP w/ New Jersey Devils. Scored three points (1 g, 2 a) in 5 GP w/ AHL Binghamton. Scored two assists in two different games (4/4 & 4/20) w/ NJD.... **2019-20:** Scored 16 points (3 g, 13 a) in 26 GP w/ AHL Tucson. Traded to NJD by ARI along w/ D Kevin Bahl, F Nate Schnarr, a 2021 third-round pick and 2020 first-round pick in exchange for F's Taylor Hall and Blake Speers. Scored 19 points (8 g, 11 a) in 28 GP w/ Binghamton. Scored 2 points (1 g, 1 a) in 4 GP w/ NJD. Scored season-high two goals on 1/12/20 Vs. SYR. ...**2018-19:** Scored 34 points (10 g, 24 a) in 45 GP w/ TUC. Scored first hat-trick on 3/29/19 Vs. COL....**2017-18:** Scored career-high 39 points (18 g, 21 a) in 38 GP w/ TUC. Career-high 18 goals. Career-high +6 rating. Had career-high five-game goal scoring streak from 12/27/17 – 1/6/18. Named AHL All-Star. Made NHL debut on 12/19/17 Vs. FLA, collecting two PIMs.... **Misc.:** Won WHL Championship w/Kelowna Rockets in 2014-15. Led WHL playoffs in assists in 2014-15 w/ 22. Named WHL West Second Team All-Star in 2014-15. Named to CHL Top Prospects Game in 2014-15. Named to 2015 CHL Memorial Cup All-Star Team. Named WHL Rookie of the Year following 2013-14 season w/ Kelowna (25 g, 33 a, 58 p).



#9

Michael O'Leary, LW

Shoots left. 6-1, 195. Born: Halifax, NS – 1/1/98

Acquired: Signed one-year AHL contract with Wolf Pack 9/23/21

Season	Team	Lge	--- Regular Season ---					---- Playoffs ----				
			GP	G	A	Pts	PIM	GP	G	A	Pts	PIM
2015-16	Dubuque Fighting Saints	USHL	59	8	19	27	42	12	4	3	7	14
2016-17	Notre Dame	H-Eas	37	2	2	4	40					
2017-18	Notre Dame	Big-1	38	3	6	9	24					
2018-19	Notre Dame	Big-1	39	6	15	21	18					
2019-20	Notre Dame	Big-1	37	9	14	23	20					
2019-20	Hartford Wolf Pack	AHL	1	0	0	0	0					
2020-21	Hartford Wolf Pack	AHL	16	1	2	3	8	--	--	--	--	--

Career Notes: **2020-21:** Played first full professional season with Wolf Pack, scoring three points (1 g, 2 a) in 16 games. Scored first career goal and points on 3/18/21 @ Bridgeport. Scored back-to-back assists on 5/1/21 (vs. Providence) and 5/4/21 (vs. Bridgeport)...**2019-20:** Skated in 37 games with Notre Dame Fighting Irish (NCAA, Big-Ten) as senior, scoring career-high 23 points (9 g, 14 a). Finished third on Fighting Irish in scoring. Signed with Wolf Pack on 3/10/20. Made AHL debut on 3/11/20 vs. Providence. **2018-19:** Scored 21 points (6 g, 15 a) as junior at Notre Dame. Finished seventh on the team in scoring. Helped lead Irish to Big-Ten (NCAA) Championship...**2017-18:** Scored nine points (3 g, 6 a) in 38 games played as a sophomore at Notre Dame...**2016-17:** Appeared in 37 games as freshman with Notre Dame. Registered a career-high 40 PIM's, tied for third most on team...**Misc.:** Played for Team Canada White at 2015 WHC-17, led tournament with 20 PIM's. Two-time Big-Ten Champion with Notre Dame (2018, 2019). 2017-18 Big-Ten Regular Season Champion with Notre Dame.



#48

Lauri Pajuniemi, RW

Shoots right. 6-0, 183. Born: Tampere, FIN - 9/12/99

Acquired: Drafted in 5th rd. (132nd ov.) by NY Rangers
2018

Season	Team	Lge	--- Regular Season ---					---- Playoffs ----				
			GP	G	A	Pts	PIM	GP	G	A	Pts	PIM
2017-18	TPS Turku	SM-li	32	2	5	7	4	9	3	1	4	2
2018-19	TPS Turku	SM-li	44	5	8	13	20	4	0	0	0	14
2018-19	TuTo Turku	Mesti	1	0	0	0	0					
2019-20	TPS Turku	SM-li	49	26	14	40	10					
2020-21	TPS Turku	SM-li	48	22	16	38	38	13	4	4	8	8

Career Notes: **2020-21:** Appeared in 48 games with TPS Turku (Liiga), scoring 38 points (22 g, 16 a). Finished third on team in overall scoring, second on team in goals. Helped lead Turku to Liiga Silver Medal. Scored eight points (4 g, 4 a) in 13 playoff games...**2019-20:** Skated in career-high 49 games in Liiga, scoring career-high 26 goals and 40 points (26 g, 14 a). Tied for overall scoring lead on Turku, and led team in goals. Only player to score 20+ goals for Turku in 2019-20. Appeared in two U20 Playoff games for Turku program. Skated in three contests for Finnish National Team...**2018-19:** Played 44 Liiga games and 1 Mestis game (TuTo Turko). Scored 13 points (5 g, 8 a) for TPS Turko in 44 games. Scored three goals in three games for Finnish U20 Team in International competition...**2017-18:** Made Liiga debut with TPS Turku. Skated in 32 games, scoring seven points (2 g, 5 a). Scored ten points (3 g, 7 a) in 14 games at U20 level for TPS Turko. Made first International U20 appearance with Finnish National Team...**Misc.:** Signed two-year, entry-level contract with NY Rangers on 4/29/21. Scored two goals in AHL preseason debut on 10/6/21 vs. Providence. Finished 2021 AHL preseason with four points (3 g, 1 a) in three games. Had four shots in back-to-back preseason games on 10/6/21 (vs. Providence) and 10/8/21 (vs. Bridgeport).



#19

Justin Richards, C

Shoots right. 5-11, 190 Born: Orlando, FL – 3/17/98

Acquired: Signed as free agent by NY Rangers 4/2/20

Season	Team	Lge	--- Regular Season ---					---- Playoffs ----				
			GP	G	A	Pts	PIM	GP	G	A	Pts	PIM
2016-17	Lincoln Stars	USHL	59	10	20	30	63	--	--	--	--	--
2017-18	U. of Minnesota-Duluth	NCHC	44	0	9	9	6					
2018-19	U. of Minnesota-Duluth	NCHC	42	12	20	32	18					
2019-20	U. of Minnesota-Duluth	NCHC	34	14	11	25	14					
2020-21	New York Rangers	NHL	1	0	1	1	0	--	--	--	--	--
2020-21	Hartford Wolf Pack	AHL	20	4	7	11	10	--	--	--	--	--

Career Notes: **2020-21:** Skated in 20 games with Wolf Pack in first professional season, scoring eleven points (4 g, 7 a). Made AHL debut on 2/7/21 vs. Bridgeport, scoring two assists in 5-2 victory. Scored first career AHL goal on 3/27/21 vs. Bridgeport. Scored goals in back-to-back games on 4/13/21 (@ Bridgeport) and 4/15/21 (@ Bridgeport). Scored points in five of six games from 3/27/21 through 4/15/21. Made NHL debut with NY Rangers on 5/8/21 @ Boston, scoring first career NHL point (assist)...**2019-20:** Scored 25 points (14 g, 11 a) in 34 games as a junior at the University of Minnesota-Duluth. Wore "A" for Bulldogs and finished 5th on the team in scoring. Named NCHC Best Defensive Forward for 2019-20 season...**2018-19:** Finished second on Bulldogs with 32 points (12 g, 20 a) in 42 games. Named Best Defensive Forward in NCHC. Named NCHC Second Team All-Star. Won NCAA National Champion with UMD, named to NCAA All-Tournament Team following 2019 Tournament...**2017-18:** Scored nine assists in 44 games as freshman for Bulldogs. Won NCAA National Championship...**2016-17:** Finished sixth on Lincoln Stars (USHL) in scoring with 30 points (10 g, 20 a) in 59 games played...**Misc.:** Son of former NHL player and Head Coach Todd Richards, who coached the Minnesota Wild (2009-11) and Columbus Blue Jackets (2011-12 – 2015-16). Won Stanley Cup as Assistant Coach with Tampa Bay Lightning in 2020, currently an Assistant Coach with the Nashville Predators. Played eight games (1990-91, 1991-92) with NHL's Hartford Whalers. Nephew of former AHL D Travis Richards, captain of Grand Rapids Griffins for three seasons (2001-02 – 2003-04)



#24

Matthew Robertson, D

Shoots left. 6-4, 201. Born: Edmonton, AB – 3/9/01

Acquired: Drafted in 2nd rd. (49th ov.) by NY Rangers
2019

Season	Team	Lge	--- Regular Season ---					---- Playoffs ----				
			GP	G	A	Pts	PIM	GP	G	A	Pts	PIM
2016-17	Edmonton Oil Kings	WHL	7	0	1	1	2	--	--	--	--	--
2017-18	Edmonton Oil Kings	WHL	67	7	17	24	44	--	--	--	--	--
2018-19	Edmonton Oil Kings	WHL	52	7	26	33	26	16	4	4	8	10
2019-20	Edmonton Oil Kings	WHL	60	13	34	47	52					
2020-21	Edmonton Oil Kings	WHL	22	4	18	22	22					

Career Notes: **2020-21** Appeared in 22 WHL games with Edmonton Oil Kings, scoring 22 points (4 g, 18 a). Finished seventh overall in scoring on Oil Kings and first among defensemen. Wore “A” for third consecutive season for Edmonton. Helped lead Edmonton to a 20-2-0-1 record and Central Division title...**2019-20:** Skated in a career-high 60 WHL games with Edmonton, scoring a career-high 13 goals, 34 assists and 47 points. Finished fifth on club in scoring and first among defensemen. His 52 PIM’s were good for third on the club. Led Edmonton to a 42-12-6-4 record and a first place standing in the Central Division at the COVID-19 pause...**2018-19:** Scored 33 points (7 g, 26 a) in 52 games, his first full season in WHL. Led Edmonton to first Central Division title since 2013-14 season. Scored eight points (4 g, 4 a) in 16 playoff games. Wore “A” for Oil Kings...**2016-17:** Made WHL debut with Edmonton, skating in seven games and scoring one assist. Played 29 games for Sherwood Park (Alberta) King U18 AAA, scoring 16 points (5 g, 11 a)...**Misc.:** Named to WHL Second All-Star Team (East) in 2019-20. Won Hlinka Memorial Tournament Gold Medal with Team Canada in 2019. Named to 2019 CHL Top Prospects Game. Scored the most points (6) at the 2018 U17 WHC. Signed entry-level contract with NY Rangers on 10/8/19. Scored one assist in preseason debut with Wolf Pack on 10/8/21 vs. Bridgeport.



#7

Ty Ronning, RW

Shoots right. 5-9, 178. Born: Scottsdale, AZ – 10/20/97

Acquired: Drafted by NY Rangers 7th rd. (201st ov.) 2016

Season	Team	Lge	--- Regular Season ---					---- Playoffs ----				
			GP	G	A	Pts	PIM	GP	G	A	Pts	PIM
2013-14	Vancouver Giants	WHL	56	9	11	20	4	2	0	0	0	0
2014-15	Vancouver Giants	WHL	24	1	1	2	8	--	--	--	--	--
2015-16	Vancouver Giants	WHL	67	31	28	59	18	--	--	--	--	--
2016-17	Vancouver Giants	WHL	68	25	28	53	35	--	--	--	--	--
2016-17	Hartford Wolf Pack	AHL	12	2	3	5	6	--	--	--	--	--
2017-18	Vancouver Giants	WHL	70	61	23	84	47	7	1	6	7	2
2017-18	Hartford Wolf Pack	AHL	3	0	0	0	2	--	--	--	--	--
2018-19	Hartford Wolf Pack	AHL	23	4	1	5	10	--	--	--	--	--
2018-19	Maine Mariners	ECHL	25	12	10	22	8	--	--	--	--	--
2019-20	Maine Mariners	ECHL	28	11	13	24	20					
2019-20	Hartford Wolf Pack	AHL	23	1	2	3	8					
2020-21	Hartford Wolf Pack	AHL	18	10	8	18	4	--	--	--	--	--

Career Notes: **202-21:** Scored career-high ten goals and 18 points (10 g, 8 a) at AHL level with Wolf Pack. Scored two goals on three occasions, 3/18/21 (@ Bridgeport), 4/2/21 (@ Bridgeport), and 4/10/21 (vs. Providence). Had seven-game point streak (5 g, 7 a) from 3/25/21 through 4/15/21. Finished third on Wolf Pack in scoring...**2019-20:** Appeared in 23 games with Wolf Pack, scoring three points (1 g, 2 a). Scored lone goal of AHL season on 2/28/21 @ Binghamton. Scored 24 points (11 g, 13 a) in 28 games with Maine Mariners of ECHL. Finished seventh overall in scoring for Mariners...**2018-19:** Reassigned to Maine (ECHL) 4/4...Scored for a second straight game 2/23 (Second Star in 3-2 overtime loss vs. Providence), for his first career AHL goal-scoring streak (2-0-2)...Named game's Third Star 2/22 vs. Springfield (goal in 3-2 win), his first AHL game since November 14...Reassigned by NY Rangers to Wolf Pack from Maine 2/13...Struck for 3-2-5 in ECHL debut 11/24 vs. Manchester (First Star in 6-4 Maine win), after being reassigned from Wolf Pack 11/19...Posted his first AHL point of season with a goal in 4-3 win @ Belleville 10/19....**2017-18:** Put five shots on net (tied for game high) in 2-1 overtime win vs. Binghamton 4/13...Had three shots on goal in pro season debut with Wolf Pack 4/8/ vs. Springfield, after signing ATO 4/7...Set Vancouver (WHL) franchise single-season goals record, with 61, good for second in WHL, and also led Vancouver skaters in points (84)...Earned WHL Humanitarian of the Year, and West Second-Team All-Star, honors...Had 11-game goal-scoring streak (14-5-19), 10/28-11/22...**2016-17:** Had two assists 4/12 @ Albany, for his first multiple-point game as a pro...Tallied his first pro goal, and tied for game high with five shots, in 4-3 win vs. Bridgeport 3/25, giving him points in both of his first two pro games (1-1-2)...Had an assist in pro debut for Wolf Pack 3/24 vs. Providence...Top point (53) and goal-scorer (25) on Vancouver (WHL) squad...**2015-16:** Led Vancouver (WHL) club in points (59), goals (31), PPG (8) and GWG (5)...**Transactions:** Signed Amateur Tryout (ATO) agreement with Wolf Pack 4/7/18...Signed ATO with Wolf Pack 3/22/17...**Personal:** Father Cliff Ronning played 1,137 career NHL games from 1986-87 through 2003-04, with St. Louis, Vancouver, Phoenix, Nashville, Los Angeles, Minnesota and NY Islanders.



#21

Austin Rueschhoff, C

Shoots right. 6-7, 229. Born: Wentzville, MO – 9/7/97

Acquired: Signed as free agent by NY Rangers 3/20/20

Season	Team	Lge	--- Regular Season ---					---- Playoffs ----				
			GP	G	A	Pts	PIM	GP	G	A	Pts	PIM
2014-15	Minnesota Wilderness	NAHL	2	0	0	0	0					
2014-15	Janesville Jets	NAHL	2	0	1	1	0					
2014-15	Omaha Lancers	USHL	2	0	0	0	0	--	--	--	--	--
2014-15	Minnesota Magicians	NAHL	22	5	1	6	8					
2015-16	Austin Bruins	NAHL	52	19	12	31	49	9	3	2	5	10
2016-17	Dubuque Fighting Saints	USHL	57	17	10	27	87	8	4	1	5	8
2017-18	Western Michigan Universi	NCHC	33	10	7	17	34					
2018-19	Western Michigan Universi	NCHC	36	13	14	27	48					
2019-20	Western Michigan Universi	NCHC	36	12	14	26	24					
2020-21	Hartford Wolf Pack	AHL	23	4	4	8	18	--	--	--	--	--

Career Notes: **2020-21:** Appeared in 23 games as rookie for Wolf Pack, scoring eight points (4 g, 4 a). Made professional debut on 2/7/21 vs. Bridgeport, scoring first career point (assist). Scored first career goal on 2/17/21 @ Bridgeport. Scored goals in back-to-back games on 3/27/21 (vs. Bridgeport) and 4/2/21 (@ Bridgeport)...**2019-20:** Skated in 36 games as junior at Western Michigan University, scoring 26 points (12 g, 14 a). Finished third on Broncos in scoring. Signed entry-level contract with NY Rangers on 3/20/20...**2018-19:** Scored career-high 13 goals and 27 points (13 g, 14 a) in 36 games for Broncos. Finished fourth on the team in scoring. 48 PIM's good for third on the team. ...**2017-18:** Appeared in 33 games as freshman for Broncos. Scored ten goals and seven assists for 17 points. Made NCAA debut on 10/6/17 vs. Ferris State. Scored first career goal on 10/20/17 @ Michigan State. Scored two goals that night for his first NCAA multi-goal and multi-point (2 g, 1 a) game. Had season-high seven shots on 10/20/17...**2016-17:** Skated in 57 games in lone USHL season with Dubuque Fighting Saints, scoring 27 points (17 g, 10 a). Appeared in eight playoff games with five points (4 g, 1 a)...**Misc.:** Skated in 2015 ECEL 18U All-Star Game for 'Team Mario Lemieux'.



#61

James Sanchez, LW

Shoots left. 6-2, 194. Born: Northbrook, IL – 2/25/98

Acquired: Signed as free agent by Wolf Pack 3/7/2021

Season	Team	Lge	--- Regular Season ---					---- Playoffs ----				
			GP	G	A	Pts	PIM	GP	G	A	Pts	PIM
2014-15	U.S. National Under-17 Te	USHL	32	3	2	5	28	--	--	--	--	--
2014-15	U.S. National Under-18 Te	USHL	1	0	0	0	0	--	--	--	--	--
2015-16	U.S. National Under-18 Te	USHL	25	2	1	3	28	--	--	--	--	--
2016-17	U. of Michigan	Big-1	34	6	7	13	16					
2017-18	U. of Michigan	Big-1	27	3	5	8	10					
2018-19	Dubuque Fighting Saints	USHL	45	16	24	40	42	--	--	--	--	--
2019-20	Arizona State University	NCAA	36	10	30	40	24					
2020-21	Arizona State University	NCAA	26	5	11	16	8					
2020-21	Hartford Wolf Pack	AHL	8	2	3	5	2	--	--	--	--	--
2021-22	Jacksonville Icemen	ECHL	16	5	7	12	14					

Career Notes: **2020-21:** Scored 16 points (5 g, 11 a) in 26 GP w/ Arizona State as a senior. Signed as free agent w/ HFD on 3/7/21. Scored five points (2 g, 3 a) in eight AHL games. Made AHL debut on 3/20/21 Vs. Providence. Scored first AHL goal on 3/25/21 @ Providence... **2019-20:** Scored career-high 40 points (10 g, 30 a) w/ Arizona State University as junior transfer. Led Sun Devils in points... **2018-19:** Scored 40 points (16 g, 24 a) with USHL's Dubuque Fighting Saints. Wore "A" for Fighting Saints after two seasons at Michigan (Big-10) **2017-18:** Appeared in 27 games w/ University of Michigan. Scored eight points (3 g, 5 a). Transferred following sophomore season.... **2016-17:** Appeared in 34 games as freshman at Michigan, scoring 13 points (6 g, 7 a). Made NCAA debut on 10/7/16 Vs. Union. Scored first two NCAA goals on 10/8/16 Vs. Union. Recorded first multi-assist game on 3/3/17 Vs. Minnesota (2 assists) ... **Misc:** Won Silver Medal at the U17 World Championship in 2015 w/ Team USA. Won Bronze Medal w/ Team USA in 2016 U18 World Championship. Sits sixth all-time in scoring at Arizona State with 56 points (15 g, 41 a) in 62 career games played. Scored 12 points (5 g, 7 a) in 16 games with the ECHL's Jacksonville Icemen prior to being recalled from loan by the Wolf Pack on 12/10/21.



#44

Brandon Scanlin, D

Shoots left. 6-4, 214. Born: Hamilton, ONT – 6/2/99 Acquired:

Signed as UDFA with NY Rangers 3/20/22

Season	Team	Lge	--- Regular Season ---					---- Playoffs ----				
			GP	G	A	Pts	PIM	GP	G	A	Pts	PIM
2017-18	Brooks Bandits	AJHL	58	8	33	41	28	5	1	4	5	0
2018-19	Brooks Bandits	AJHL	40	16	27	43	22	7	1	5	6	4
2019-20	U. of Nebraska-Omaha	NCHC	36	3	11	14	16					
2020-21	U. of Nebraska-Omaha	NCHC	24	2	15	17	14					
2021-22	U. of Nebraska-Omaha	NCHC	38	6	25	31	31					

Career Notes: **2021-22:** Scored career-high six goals, 25 assists and 31 points as junior at University of Nebraska-Omaha. Scored multiple assists on six different occasions. Registered season-high five shots on 2/11/22 at University of Miami (Ohio). Signed as undrafted free agent with NY Rangers (NHL) on 3/20/22...**2020-21:** Appeared in 24 games as a sophomore at Nebraska-Omaha. Scored 17 points (2 g, 15 a). Named NCHC All-Star Team Honorable Mention. Registered season-high three shots on 3/13/21 Vs. Denver....**2019-20:** Scored 14 points (3 g, 11 a) as freshman at Nebraska-Omaha. Started NCAA career with three-game point streak (0 g, 3 a). Scored first NCAA goal on 10/31/19 @ Alaska Anchorage. Named to NCHC All-Rookie Team...**2018-19:** Named AJHL Playoff MVP after scoring eleven points (1 g, 10 a) in 15 AJHL playoff games. Career-high 43 points (16 g, 27 a) with Brooks Bandits of AJHL.... **Transactions:** Signed NHL entry-level contract with NY Rangers on 3/20/22



#49

Braden Schneider, D

Shoots right. 6-2, 210. Born: Prince Albert, SK. – 9/20/01

Acquired: Drafted by NY Rangers 1st rd. (19th ov.) 2020

Season	Team	Lge	--- Regular Season ---					---- Playoffs ----				
			GP	G	A	Pts	PIM	GP	G	A	Pts	PIM
2016-17	Brandon Wheat Kings	WHL	1	0	0	0	0	3	0	1	1	0
2017-18	Brandon Wheat Kings	WHL	66	1	21	22	16	11	0	6	6	4
2018-19	Brandon Wheat Kings	WHL	58	8	16	24	26	--	--	--	--	--
2019-20	Brandon Wheat Kings	WHL	60	7	35	42	42					
2020-21	Hartford Wolf Pack	AHL	2	0	1	1	0	--	--	--	--	--
2020-21	Brandon Wheat Kings	WHL	22	5	22	27	12					

Career Notes: **2020-21:** Completed WHL career by playing 22 games with Brandon Wheat Kings, scoring 27 points (5 g, 22 a). Finished fifth on Wheat Kings in scoring, and tops among defensemen. Finished T-2nd on team in assists with Ridly Greig. Represented Canada at the IIHF U20 World Junior Championship, scoring three points (1 g, 2 a) in six games. Helped lead Canada to a Silver Medal. Also represented Canada at the 2021 IIHF World Championship, scoring one assist in nine games, and helping Canada win a gold medal. Signed entry-level deal with NY Rangers on 3/4/21. Made AHL debut with Wolf Pack on 2/7/21 vs. Bridgeport. Scored first career professional point, assist, on 2/11/21 @ Providence...**2019-20:** Scored career-high 42 points (7 g, 35 a) in 60 games with Brandon (WHL). Led all defenders in points on Wheat Kings. Finished fifth on Wheat Kings in scoring...**2018-19:** Scored career-high eight goals for Wheat Kings in 58 games. Appeared in seven games with Team Canada at the World Junior U18 Championships, scoring three points (2 g, 1 a)...**2017-18:** Skated in 66 games as a WHL rookie, scoring 22 points (1 g, 21 a). Also appeared in eleven playoff games while collecting six assists....**Misc.:** Awarded Bill Hunter Trophy as the WHL's Top Defensemen following the 2020-21 season. Named WHL East First Team All-Star following 2019-20 season. Named to CHL Top Prospects Game during 2019-20 season. Won Hlinka Memorial Tournament Gold Medal during 2018-19 season. Named Top-Three Player on Team Canada during 2019 U18 WJC...



#20

Hunter Skinner, D

Shoots right. 6-2, 187. Born: Pinckney, MI – 4/29/01

Acquired: Drafted in 4th rd. (112th ov.) by NY Rangers 2019

Season	Team	Lge	--- Regular Season ---					---- Playoffs ----				
			GP	G	A	Pts	PIM	GP	G	A	Pts	PIM
2017-18	Muskegon Lumberjacks	USHL	31	0	0	0	4	--	--	--	--	--
2018-19	Muskegon Lumberjacks	USHL	24	3	8	11	18	--	--	--	--	--
2018-19	Lincoln Stars	USHL	28	2	11	13	63	--	--	--	--	--
2019-20	London Knights	OHL	62	6	26	32	51					
2020-21	Utah Grizzlies	ECHL	26	7	10	17	19	--	--	--	--	--
2020-21	Hartford Wolf Pack	AHL	10	1	1	2	4	--	--	--	--	--

Career Notes: **2020-21:** Appeared in 26 games with ECHL's Utah Grizzlies and ten AHL games with the Wolf Pack as a rookie pro. Scored 17 points (7 g, 10 a) with Grizzlies and two points (1 g, 1 a) with Wolf Pack. Made AHL debut on 4/2/21 @ Bridgeport. Scored his first career AHL point, an assist, in the 5-2 victory. Scored first career AHL goal on 4/7/21 vs. Bridgeport. Fired a career-high three shots on three occasions, 4/7/21 (vs. Bridgeport), 4/10/21 (vs. Providence) and 4/27/21 (@ Bridgeport)...**2019-20:** Skated in 62 games with London Knights of OHL, scoring 32 points (6 g, 26 a). Finished ninth overall on Knights in scoring, third among defensemen. Finished fifth on Knights in PIM's with 51...**2018-19:** Split season in USHL with Muskegon Lumberjacks (24 GP) and Lincoln Stars (28 GP). Scored eleven points with each team (3 g, 8 a with Muskegon, 2 g, 9 a with Lincoln)...**2017-18:** Played first USHL junior season with Muskegon, skating in 31 games...**Misc.:** Represented Team USA at the 2021 IIHF World Junior Championship, appearing in one game. Won Gold Medal with Team USA at 2021 IIHF World Junior Championship (U20)...**Transactions:** Signed NHL entry-level contract with NY Rangers on 3/29/21.



#3

Jeff Taylor, D

Shoots left. 6-0, 185. Born: Clifton Park, NY – 4/13/94

Acquired: Signed AHL contract with Wolf Pack 7/12/19

Season	Team	Lge	--- Regular Season ---					---- Playoffs ----				
			GP	G	A	Pts	PIM	GP	G	A	Pts	PIM
2012-13	Dubuque Fighting Saints	USHL	57	5	22	27	16	11	0	5	5	4
2013-14	Union College	ECAC	41	3	13	16	18					
2014-15	Union College	ECAC	34	4	27	31	28					
2015-16	Union College	ECAC	36	2	10	12	37					
2016-17	Union College	ECAC	38	9	24	33	24					
2016-17	Wilkes-Barre/Scranton Pen	AHL	6	0	0	0	0	--	--	--	--	--
2017-18	Wilkes-Barre/Scranton Pen	AHL	14	0	1	1	8	--	--	--	--	--
2017-18	Wheeling Nailers	ECHL	28	4	15	19	26	--	--	--	--	--
2018-19	Wilkes-Barre/Scranton Pen	AHL	42	2	6	8	33	--	--	--	--	--
2018-19	Wheeling Nailers	ECHL	1	0	1	1	0	--	--	--	--	--
2019-20	Hartford Wolf Pack	AHL	10	0	4	4	4					
2019-20	Maine Mariners	ECHL	23	2	6	8	18					
2020-21	Jacksonville Icemen	ECHL	4	0	1	1	4	--	--	--	--	--
2020-21	Hartford Wolf Pack	AHL	6	0	0	0	2	--	--	--	--	--

Career Notes: **2020-21:** Skated in six games with the Wolf Pack. Made season debut on 2/27/21 vs. Providence. Registered a shot in five of six appearances with Wolf Pack. Skated in four games with ECHL's Jacksonville Icemen, scoring one assist...**2019-20:** Appeared in ten AHL games with Wolf Pack and 23 ECHL games with Maine Mariners. Made season debut with Wolf Pack on 11/1/19 @ Laval. Scored first point with Wolf Pack, an assist, on 11/2/19 @ Belleville. Scored points in three straight games from 11/2/19 – 11/30/19 (three assists). Scored eight points (2 g, 6 a) in 23 games with Mariners...**2018-19:** Tallied first career AHL goal for Wilkes-Barre/Scranton 12/8, in 3-1 win vs. Bridgeport (First Star)...**2017-18:** Notched his first career AHL point with an assist for Wilkes-Barre/Scranton in AHL season debut 12/29 vs. Wolf Pack (5-1 win)...Tied for third-most goals (4) among Wheeling (ECHL) defensemen, and had second-best +/- (+5) among team blueliners...**2016-17:** Made pro debut for Wilkes-Barre/Scranton 3/31 @ Springfield, after signing Amateur Tryout (ATO) agreement 3/27...Earned Second-Team ECAC All-Star honors...Finished second among ECAC defensemen in points and tied for second in goals and assists...Led Union College (ECAC) defensemen in points (33), assists (24) and +/- (+15), and tied for team lead among blueliners in goals (9)...Tied for fourth overall on Union team in +/-, ranked fifth in points and assists and tied for fifth in goals...**2015-16:** Had second-most points (12) and assists (10) among Union College (ECAC) defensemen...Led Union blueliners, and finished second overall on team, in PIM (37)...**2014-15:** Led ECAC defensemen in points (31) and assists (27), earning Third-Team All-Star nod...Finished fourth overall in league in assists...Topped Union College defensemen in points, goals (4) and assists, and finished second overall on team in assists and third in points...**2013-14:** Won NCAA championship with Union College (ECAC), notching third-most points (16), goals (3) and assists (13) among team defensemen...**Drafted:** 7th rd. (203rd ov.) by Pittsburgh 2014....**Transactions:** Signed entry-level contract with Pittsburgh Penguins on 3/27/17. Signed AHL contract with Wolf Pack on 8/20/19. Agreed to ECHL contract with Jacksonville Icemen on 12/9/20. Signed AHL contract with Wolf Pack on 10/17/21.



#5

Jarred Tinordi, D

Shoots left. 6-6, 229. Born: Millersville, MD – 2/20/92

Acquired: Signed as Free Agent by NY Rangers 7/28/21

Season	Team	Lge	GP	G	A	Pts	PIM	GP	G	A	Pts	PIM
2008-09	USNTDP Under-18 Team	NAHL	42	2	13	15	53	9	1	0	1	6
2008-09	U.S. National Under-18 Te	Ind	1	0	1	1	0					
2009-10	U.S. National Under-18 Te	USHL	26	4	5	9	68					
2010-11	London Knights	OHL	63	1	13	14	140	6	0	0	0	17
2011-12	London Knights	OHL	48	2	14	16	63	19	3	5	8	27
2012-13	Hamilton Bulldogs	AHL	67	2	11	13	71	--	--	--	--	--
2012-13	Montreal Canadiens	NHL	8	0	2	2	2	5	0	1	1	15
2013-14	Montreal Canadiens	NHL	22	0	2	2	40	--	--	--	--	--
2013-14	Hamilton Bulldogs	AHL	47	3	6	9	70	--	--	--	--	--
2014-15	Montreal Canadiens	NHL	13	0	2	2	19					
2014-15	Hamilton Bulldogs	AHL	44	1	6	7	36					
2015-16	Montreal Canadiens	NHL	3	0	0	0	5					
2015-16	St. John's IceCaps	AHL	6	0	2	2	6					
2015-16	Arizona Coyotes	NHL	7	0	0	0	12					
2016-17	Tucson Roadrunners	AHL	64	1	10	11	102					
2017-18	Wilkes-Barre/Scranton Pen	AHL	62	5	16	21	86	2	0	0	0	0
2018-19	Milwaukee Admirals	AHL	75	8	14	22	85	5	0	1	1	10
2019-20	Milwaukee Admirals	AHL	32	0	6	6	55					
2019-20	Nashville Predators	NHL	28	1	4	5	34	4	0	0	0	2
2020-21	Nashville Predators	NHL	7	0	0	0	4	--	--	--	--	--
2020-21	Boston Bruins	NHL	14	0	1	1	7	4	0	0	0	5
2021-22	New York Rangers	NHL	5	0	0	0	7					

Career Notes: **2020-21:** Played 21 NHL games split between the Nashville Predators (7) and Boston Bruins (14). Claimed off waivers by Bruins from Predators on 2/27/21. Appeared in four Stanley Cup Playoff games w/ Bruins in 2021. Scored lone assist on 5/11/21 @ Washington Capitals...**2019-20:** Served as captain of the AHL's Milwaukee Admirals, appearing in 32 games w/ six assists. Skated in 28 NHL games w/ Predators, scoring five points (1 g, 4 a). Scored first career NHL goal on 1/29/20 @ Washington...**2018-19:** Served as captain of Admirals for first of two years. Scored a career-high eight goals and 22 points (8 g, 14 a) in first season w/ Milwaukee. Skated in five Calder Cup Playoff games, scoring first Calder Cup Playoff point on 4/26/19 Vs. Iowa (assist)...**2017-18:** Scored career-high 16 assists in lone season w/ Wilkes-Barre/Scranton. Finished with 21 total points (6 g, 16 a). Appeared in two Calder Cup Playoff games. Made Calder Cup Playoff debut on 4/20/18 @ Charlotte...**2016-17:** Played lone season w/ Tucson Roadrunners, wearing an "A" for the club. Scored eleven points (1 g, 10 a) in 64 games. Scored lone goal w/ Roadrunners on 10/28/16 Vs. Stockton...**2015-16:** Skated in three NHL games w/ Montreal Canadiens. Traded from Montreal to Arizona on 1/15/16 along with F Stefan Fournier in exchange for F John Scott and D Victor Bartley. Appeared in seven games w/ Arizona...**2014-15:** Skated in 13 games w/ Montreal, scoring two assists. Recorded assists in back-to-back games on 10/13/14 @ Tampa Bay and 10/16/14 Vs. Boston...**2013-14:** Scored nine points (3 g, 6 a) in 47 AHL games w/ Hamilton Bulldogs. Scored in back-to-back games w/ Hamilton on 2/8/14 @ Binghamton and 2/9/14 @ Toronto...**2012-13:** Played first professional season, skating in 67 AHL games w/ Hamilton and eight NHL games w/ Montreal. Made NHL debut on 3/16/13 @ New Jersey, scoring first career point (Assist). Made AHL debut w/ Hamilton on 10/13/12 @ Grand Rapids. Scored first AHL point (assist) on 10/19/12 Vs. Toronto. Scored first AHL goal on 12/16/12 @ Milwaukee...**Misc.:** Served as captain of the OHL's London Knights during final junior season in 2011-12. Served as captain of Team USA at the U-18 and U-17 World Junior Championships. Wore "A" for Team USA at the U20 World Junior Championship in 2012. Won Gold Medal at 2010 U-18 WJC. Won OHL Championship w/ London in 2012. Finished w/ OHL's best +/- in 2011-12 (+39). Named to CHL Memorial Cup All-Star team in 2012.



#10

Bobby Trivigno, F

Shoots left. 5-8, 161. Born: Setauket, NY – 1/19/99

Acquired: Signed ATO with Wolf Pack 4/2/22

Season	Team	Lge	--- Regular Season ---					---- Playoffs ----				
			GP	G	A	Pts	PIM	GP	G	A	Pts	PIM
2017-18	Waterloo Black Hawks	USHL	58	16	27	43	91	8	1	1	2	10
2018-19	UMass-Amherst	H-Eas	39	13	15	28	31					
2019-20	UMass-Amherst	H-Eas	34	9	11	20	20					
2020-21	UMass-Amherst	H-Eas	29	11	23	34	12					
2021-22	UMass-Amherst	H-Eas	37	20	29	49	28					

Career Notes: **2021-22:** Set new career-highs in goals (20), assists (29) and points (49) in 37 games w/ UMass. Named Top-10 finalist for Hobey Baker Award. Named Hockey East First Team All-Star and Hockey East Player of the Year. Named 'College Hockey News' Player of the Year. Finished ranked third in the NCAA in points, while also finishing tied for eighth in the country in assists and tied for ninth in goals. Signed entry-level contract w/ New York Rangers on 4/1/22. Scored season-high four assists and five points (1 g, 4 a) on 2/4/22 vs. Long Island University....**2020-21:** Won NCAA National Championship w/ UMass, scoring 34 points (11 g, 23 a). Named NCAA Tournament MVP and to All-Tournament Team. Named Walter Brown Award Winner as Hockey East Player of the Year. Named NCAA East First Team All-American. Fired season-high nine shots against Vermont on 12/19/20. Recorded season-high three assists Vs. Vermont on 12/20/19. Scored two goals on 1/29/21 Vs. UMass-Lowell. Led Minutemen to Hockey East Tournament victory....**2019-20:** Recorded 20 points (9 g, 11 a) as sophomore w/ Minutemen. Fired season-high eight shot on 2/29/20 Vs. UConn. Scored two goals on 10/18/19 again Union College....**2018-19:** Scored 28 points (13 g, 15 a) as freshman at UMass. Helped lead Minutemen to Hockey East Championship. Began NCAA Career with four-game point streak (2 g, 4 a). Scored assist in NCAA debut on 10/12/18 Vs. Rensselaer. Scored first two NCAA goals on 10/19/18 @ Ohio State....**Misc.:** Sister Dana Trivigno played four seasons at Boston College, serving as captain in 2015-16. Has also played professionally in the NWHL/PHF (Connecticut Whale, Boston Pride, Buffalo Beauts) and PWHPA (New England/New Hampshire), while also winning two World Championship Gold Medals w/ Team USA. Set to make AHL debut 4/2/22 against Syracuse Crunch.



#33

Tyler Wall, G

Catches right. 6-3, 214. Born: Leamington, ON – 1/14/98

Acquired: Drafted in 6th rd. (174th ov.) by NY Rangers
2016

Season	Team	Lge	GP	Min	GA	EN	SO	GAA	W	L	T	Svs	Pct
2016-17	UMass-Lowell	H-East	37	2095	72	0	2	2.06	26	10	1	808	0.918
2017-18	UMass-Lowell	H-East	12	603	40	0	1	3.98	3	9	0	262	0.868
2018-19	UMass-Lowell	H-East	22	1265	44	0	4	2.09	11	7	3	515	0.921
2019-20	UMass-Lowell	H-East	32	1939	68	0	2	2.10	18	8	6	924	0.931
2020-21	Hartford Wolf Pack	AHL	10	502	30	2	0	3.58	3	4	1	193	0.865

Career Notes: **2020-21:** Played first professional season with Wolf Pack, appearing in ten games, and going 3-4-1 with a 3.58 GAA and .865 sv%. Made AHL debut on 2/17/21 @ Bridgeport. Collected first AHL win on 3/8/21 @ Providence, making a career-high 38 saves. Won two of final three outings in 2020-21 (4/7/21 vs. Bridgeport and 4/27/21 @ Bridgeport)...**2019-20:** Won 18 games (18-8-6) for UMass-Lowell (NCAA, H-East). Posted career-high .931 save percentage as a senior. Named Hockey East Third-Team All-Star following the 2019-20 season. Finished with 5th best GAA in Hockey East (2.10) and second-best save percentage...**2018-19:** Finished with a 2.09 GAA in 22 games with UMass-Lowell. Named to Hockey East All-Tournament Team after back stopping UML to Hockey East Championship. Finished third in Hockey East in GAA...**2017-18:** Appeared in 12 games for UMass-Lowell...**2016-17:** Appeared in 37 games as a freshman for UMass-Lowell. Posted a career-high 26 victories (26-10-1), along with a career-best 2.06 GAA and a .918 save percentage. Finished with best GAA, fourth best save percentage and highest winning percentage (.716%) in Hockey East....**Transactions:** Signed entry-level contract with NY Rangers on 5/8/20...**Misc.:** Named to Hockey East All-Tournament Team following 2017 Tournament. Hockey East Champion in 2017. Named Third Team All-Star (Hockey East) following 2019-20 season. OHA Top Prospect Award recipient (2016).



#8

Alex Whelan, RW

Shoots right. 6-0, 212. Born: Ramsey, NJ – 7/20/97

Acquired: Signed AHL contract with Hartford 3/25/20

Season	Team	Lge	--- Regular Season ---					---- Playoffs ----				
			GP	G	A	Pts	PIM	GP	G	A	Pts	PIM
2015-16	Jersey Hitmen	USPHL	44	18	35	53	22	7	4	1	5	0
2016-17	Quinnipiac University	ECAC	36	6	4	10	10					
2017-18	Quinnipiac University	ECAC	38	16	3	19	4					
2018-19	Quinnipiac University	ECAC	38	13	12	25	14					
2019-20	Quinnipiac University	ECAC	29	13	11	24	10					
2020-21	Hartford Wolf Pack	AHL	10	2	1	3	2	--	--	--	--	--

Career Notes: **2020-21:** Played first professional season with Wolf Pack, appearing in ten games, while scoring three points (2 g, 1 a). Made AHL debut on 2/17/21 @ Bridgeport. Scored first AHL goal on 2/27/21 Vs. Providence. Recorded first career PIM's on 4/2/21 @ Bridgeport, taking a slashing penalty in the third period...**2019-20:** Scored 24 points (13 g, 11 a) as senior at Quinnipiac. Wore "A" as part of Bobcats leadership group. Finished third on Bobcats in overall scoring and second on the club in goals....**2018-19:** Scored NCAA career-high 25 points (13 g, 12 a) as a junior. Finished fifth on Bobcats in overall scoring. Finished fourth on the club in goals (13)....**2017-18:** Scored NCAA career-high 16 goals as a sophomore. Led Bobcats in goals...**2016-17:** Skated in 36 games as a freshman with the Bobcats, scoring ten points (6 g, 4 a). Made NCAA debut on 10/19/16 Vs. UConn. Scored first NCAA goal on 1/7/17 @ Dartmouth...**Misc.:** Won USPHL Tier-3 Premier League Championship with Jersey Hitmen in 2015-16. Won USPHL 18U Championship and was named to USPHL 18U All-Star Game during 2014-15 season.

HARTFORD WOLF PACK 2020-21 STATISTICS

No.	PLAYER	POS	GP	G	A	PTS	+/-	PIM	PP	PPA	SHG	SHA	GW	FG	IG	OT	UA	EN	SOG	SOA	SGW	SO%	SH	SH%
47	* Morgan Barron	F	21	10	11	21	8	20	6	3	0	0	1	2	2	1	0	0	0	0	0	0.0	57	17.5
26	Tim Gettinger	LW	23	9	10	19	2	20	6	2	0	0	4	1	1	1	0	1	0	0	0	0.0	49	18.4
7	Ty Ronning	RW	18	10	8	18	2	4	3	4	0	0	2	1	2	0	0	0	0	0	0	0.0	39	25.6
22	Jonny Brodzinski	RW	14	6	11	17	4	8	0	5	0	0	0	2	1	0	1	1	0	0	0	0.0	36	16.7
51	Tarmo Reunanen	D	21	4	13	17	-2	4	2	5	0	0	0	0	2	0	1	0	0	0	0	0.0	33	12.1
15	Paul Thompson	RW	24	6	9	15	-1	40	2	3	0	1	0	1	0	0	0	1	0	0	0	0.0	38	15.8
24	Darren Raddysh	D	24	2	13	15	1	12	2	7	0	0	0	1	0	0	0	0	0	0	0	0.0	46	4.3
28	Anthony Greco	RW	23	3	11	14	-12	2	2	6	0	1	0	2	0	0	0	0	0	0	0	0.0	66	4.5
13	Patrick Newell	RW	24	5	8	13	0	6	0	3	0	1	2	1	0	1	0	0	0	0	0	0.0	39	12.8
18	* Justin Richards	C	20	4	7	11	3	10	0	2	1	0	1	0	1	0	0	1	0	0	0	0.0	24	16.7
55	* Patrick Khodorenko	C	22	3	7	10	1	4	0	1	0	0	2	1	0	0	0	0	0	0	0	0.0	34	8.8
21	* Austin Rueschhoff	F	23	4	4	8	-6	18	2	2	0	0	1	1	0	0	0	0	0	0	0	0.0	43	9.3
4	* Zach Giuttari	D	22	3	3	6	4	8	0	0	0	0	1	0	0	0	1	0	0	0	0	0.0	33	9.1
44	Mason Geertsen	D	20	3	2	5	1	43	0	0	1	0	0	0	0	0	0	0	0	0	0	0.0	24	12.5
17	* James Sanchez	C	8	2	3	5	-5	2	1	3	0	0	0	1	0	0	0	0	0	0	0	0.0	9	22.2
10	* Will Cuyile	LW	18	2	3	5	-4	35	0	0	0	0	0	0	0	0	0	0	0	0	0	0.0	16	12.5
8	* Alex Whelan	RW	10	2	1	3	-1	2	0	0	1	0	0	0	0	0	0	0	0	0	0	0.0	19	10.5
9	* Mike O'Leary	LW	16	1	2	3	-2	8	0	0	0	0	0	0	0	0	0	0	0	0	0	0.0	17	5.9
23	Patrick Sieloff	D	22	1	2	3	0	37	0	0	0	0	0	0	0	0	0	0	0	0	0	0.0	32	3.1
5	Vincent LoVerde	D	23	1	2	3	0	16	0	0	0	0	0	0	0	0	0	0	0	0	0	0.0	18	5.6
20	* Hunter Skinner	D	10	1	1	2	-3	4	0	0	0	0	0	0	0	0	0	0	0	0	0	0.0	19	5.3
2	*x Braden Schneider	D	2	0	1	1	2	0	0	0	0	0	0	0	0	0	0	0	0	0	0	0.0	2	0.0
37	Gabriel Fontaine	LW	4	0	1	1	1	0	0	0	0	0	0	0	0	0	0	0	0	0	0	0.0	5	0.0
35	Adam Huska	G	13	0	1	1	0	0	0	0	0	0	0	0	0	0	0	0	0	0	0	0.0	0	0.0
2	x Anthony Bitetto	D	2	0	0	0	0	0	0	0	0	0	0	0	0	0	0	0	0	0	0	0.0	1	0.0
1	*x Dylan Garand	G	2	0	0	0	0	0	0	0	0	0	0	0	0	0	0	0	0	0	0	0.0	0	0.0
30	x Keith Kinkaid	G	2	0	0	0	0	0	0	0	0	0	0	0	0	0	0	0	0	0	0	0.0	0	0.0
16	Ryan Dmowski	LW	5	0	0	0	-1	2	0	0	0	0	0	0	0	0	0	0	0	0	0	0.0	9	0.0
3	Jeff Taylor	D	6	0	0	0	-3	2	0	0	0	0	0	0	0	0	0	0	0	0	0	0.0	5	0.0
14	x Brandon Crawley	D	7	0	0	0	-1	6	0	0	0	0	0	0	0	0	0	0	0	0	0	0.0	3	0.0
33	* Tyler Wall	G	10	0	0	0	0	0	0	0	0	0	0	0	0	0	0	0	0	0	0	0.0	0	0.0
	BENCH		24	0				2														0.0	0	
	TOTALS		24	82	134	216	-12	315	26	46	3	3	14	14	9	3	3	4	0	0	0	0.0	716	11.5

No.	GOALIE	GP	MINS	W	L	OT	SO	EN	GA	GAA	SOGP	SOW	SOL	SOGA	SOA	SO%	SA	SVS	SV%
30	x Keith Kinkaid	2	119:49	2	0	0	1	0	2	1.00	0	0	0	0	0	0.000	52	50	0.962
35	Adam Huska	13	734:06	9	4	0	0	1	33	2.70	0	0	0	0	0	0.000	299	266	0.890
33	* Tyler Wall	10	502:09	3	4	1	0	2	30	3.58	0	0	0	0	0	0.000	223	193	0.865
1	*x Dylan Garand	2	81:30	0	1	0	0	1	5	3.68	0	0	0	0	0	0.000	31	26	0.839
	Empty Net		11:05						4								4		
	Totals	24	1448:39	14	9	1	1	4	74	3.06	0	0	0	0	0	0.000	609	535	0.878

* indicates rookie, X – Inactive to end season

2020-21 HARTFORD WOLF PACK SCHEDULE AND RESULTS

#	Date	Opponent	Result		Record	GW Goal	Goaltenders	SF	SA	PP	PK
1.	Feb. 7	Bridgeport	5-2	W	1-0-0-0	Newell	Kinkiad-Skarek	26	27	1-4	2-2
2.	Feb. 11	@ Providence	4-0	W	2-0-0-0	Khodorenko	Kinkaid-Vladar	24	25	1-3	2-2
3.	Feb. 17	@ Bridgeport	3-5	L	2-1-0-0	Bardreau	Wall/Skarek	32	18	0-3	5-5
4.	Feb. 21	Providence	2-5	L	2-2-0-0	Lyle	Wall/Swayman	36	26	0-3	2-2
5.	Feb. 27	Providence	2-4	L	2-3-0-0	Lauko	Huska/Swayman	29	32	0-1	1-2
6.	Mar. 2	Providence	2-4	L	2-4-0-0	Asselin	Garand/Vladar	30	22	1-6	3-5
7.	Mar. 8	@ Providence*	4-3	W	3-4-0-0	Barron	Wall/Vladar	24	40	0-5	8-9
8.	Mar. 12	@ Providence	2-5	L	3-5-0-0	Kuhlman	Wall/Swayman	28	24	1-4	3-5
9.	Mar. 18	@ Bridgeport*	3-4	OTL	3-5-1-0	Koivula	Wall/Appleby	23	30	0-2	4-5
10.	Mar. 20	Providence	1-6	L	3-6-1-0	Voyer	Wall/Keyser	28	30	0-2	1-2
11.	Mar. 25	@ Providence	4-2	W	4-6-1-0	Barron	Huska/Swayman	31	25	2-4	3-4
12.	Mar. 27	Bridgeport	5-2	W	5-6-1-0	Richards	Huska/Skarek	37	22	2-6	2-2
13.	Apr. 2	@ Bridgeport	5-2	W	6-6-1-0	Rueschhoff	Huska/Schneider	27	20	4-5	4-6
14.	Apr. 7	Bridgeport	7-2	W	7-6-1-0	Gettinger	Wall/Skarek	34	22	3-6	3-3
15.	Apr. 10	Providence	6-1	W	8-6-1-0	Giuttari	Huska/Keyser	37	23	3-5	3-3
16.	Apr. 13	@ Bridgeport	5-4	W	9-6-1-0	Khodorenko	Wall/Skarek	24	23	0-1	3-3
17.	Apr. 15	@ Bridgeport	4-2	W	10-6-1-0	Gettinger	Huska/Appleby	25	17	2-4	4-4
18.	Apr. 17	Bridgeport	0-4	L	10-7-1-0	Durandean	Huska/Appleby	22	20	0-3	5-7
19.	Apr. 22	@ Providence	3-1	W	11-7-1-0	Ronning	Huska/Vladar	34	22	1-4	3-4
20.	Apr. 24	Bridgeport	3-4	L	11-8-1-0	Carpenter	Huska/Appleby	33	25	1-6	4-5
21.	Apr. 27	@ Bridgeport	3-2*	W	12-8-1-0	Gettinger	Wall/Skarek	38	27	2-6	1-1
22.	May 1	Providence	3-2*	W	13-8-1-0	Newell	Huska/Vladar	32	28	0-4	5-6
23.	May 4	Bridgeport	4-3	W	14-8-1-0	Gettinger	Huska/Appleby	28	19	2-4	1-2
24.	May 6	@ Providence	3-6	L	14-9-1-0	Steen	Huska/Vladar	34	42	0-5	5-5

* - Overtime

2021-22 HARTFORD WOLF PACK SCHEDULE

#	Date	Opponent	Result/ Time	Record	Standings	GW Goal	Goaltenders	SF	SA	PP	PK	Att.	
1.	Oct. 15	Bridgeport	W	2-1	1-0-0-0	1	Barron	Kinkaid/Skarek	18	31	0-1	5-5	4,119
2.	Oct. 16	@ Springfield	L	1-2	1-1-0-0	T-1	Peca	Huska/Hofer	26	42	1-7	5-7	6,793
3.	Oct. 17	Providence	W (SO)	4-3	2-1-0-0	4	Gettinger	Kinkaid/Keyser	23	31	1-4	2-3	1,584
4.	Oct. 22	@ Wilkes-Barre/Scr.	OTL	2-1	2-1-1-0	6	Bjorkqvist	Kinkaid/Lindberg	31	27	0-4	4-4	3,411
5.	Oct. 23	@ Lehigh Valley	W	3-1	3-1-1-0	4	Brodzinski	Huska/Sandstrom	41	22	0-4	3-3	7,514
6.	Oct. 29	Wilkes-Barre/Scr.	W (SO)	3-2	4-1-1-0	3	Gettinger	Kinkaid/Domingue	38	28	1-4	1-1	2,525
7.	Oct. 30	Charlotte	L	2-3	4-2-1-0	4	Wilson	Huska/Bibeau	23	24	0-1	3-3	2,309
8.	Oct. 31	@ Bridgeport	W	5-1	5-2-1-0	4	Skinner	Kinkaid/Schneider	35	42	1-2	3-3	1,680
9.	Nov. 5	Bridgeport	W	7-4	6-2-1-0	2	Gettinger	Kinkaid/Skarek - Schneider	28	28	0-3	0-2	2,699
10.	Nov. 6	Wilkes-Barre/Scr.	W	4-3	7-2-1-0	2	Pajuniemi	Wall/Domingue	33	30	1-4	7-7	4,105
11.	Nov. 7	@ Bridgeport	L	2-3	7-3-1-0	2	MacLean	Kinkaid/Skarek	28	32	0-2	2-2	2,464
12.	Nov. 12	@ Springfield	W	6-4	8-3-1-0	2	Ronning	Kinkaid/Ellis	32	31	1-4	5-6	5,130
13.	Nov. 13	@ Providence	W (OT)	2-1	9-3-1-0	2	Greco	Huska/Keyser	29	25	1-4	1-1	6,859
14.	Nov. 17	Bridgeport	W	4-3	10-3-1-0	2	Barron	Kinkaid/Skarek	32	34	1-3	1-2	1,617
15.	Nov. 19	@ Providence	OTL	1-2	10-3-2-0	2	Steen	Huska/Grosenick	24	32	0-5	2-2	5,865
16.	Nov. 20	Hershey	W	7-3	11-3-2-0	2	Pajuniemi	Kinkaid/Fucale	28	34	1-5	4-4	3,699
17.	Nov. 26	Springfield	W	5-3	12-3-2-0	2	Bitetto	Kinkaid/Hofer	30	27	3-6	5-7	3,967
18.	Nov. 27	@ Springfield	L	2-4	12-4-2-0	2	Alexandrov	Huska/Lindgren	26	27	1-4	2-3	6,015
19.	Dec. 12	@ Lehigh Valley	SOL	3-4	12-4-2-1	1	Allison	Huska/Nagle	21	30	1-1	1-2	6,551
20.	Dec. 17	Lehigh Valley	L	1-3	12-5-2-1	1	Bunnaman	Huska/Nagle	24	32	1-2	3-3	3,585
21.	Dec. 18	@ Springfield	L	4-6	12-6-2-1	2	Washkurak	Wall/Hoefer	53	40	3-7	3-4	4,155
22.	Dec. 19	Springfield	W (SO)	4-3	13-6-2-1	2	Gettinger	Kinkaid/Ellis	37	24	0-3	1-3	2,779
23.	Dec. 22	Bridgeport	SOL	5-6	13-6-2-2	2	Vande Sompel	Kinkaid/Skarek	40	25	0-4	2-3	1,952
24.	Dec. 29	@ Bridgeport	W	3-2	14-6-2-2	2	Richards	Brassard/Appleby	23	33	0-3	2-3	1,920
25.	Dec. 31	Providence	L	0-4	14-7-2-2	2	Froden	Brassard/Grosenick	17	28	0-4	2-4	4,620
26.	Jan. 2	Rochester	L	3-4	14-8-2-2	2	Ruotsalainen	Huska/Houser	39	26	0-1	1-1	2,781
27.	Jan. 7	@ Rochester	L	2-5	14-9-2-2	3	Weissbach	Wall/Dell	30	33	0-8	3-4	4,229
28.	Jan. 8	@ Utica	W	2-1	15-9-2-2	3	Whelan	Húska/Mitens	25	22	1-5	3-4	3,917
29.	Jan. 12	Charlotte	OTL	1-2	15-9-3-2	3	Denisenko	Brassard/Daccord	30	27	0-2	1-1	1,699
30.	Jan. 14	@ Providence	L	1-5	15-10-3-2	3	Tralmaks	Wall/Swayman	20	36	0-1	7-8	6,452
31.	Jan. 15	Laval	W	4-0	16-10-3-2	4	Rueschhoff	Kinkaid/Poulin	27	31	0-2	4-4	3,294
32.	Jan. 19	Toronto	W	5-2	17-10-3-2	3	Rueschhoff	Kinkaid/Källgren	30	30	0-1	1-1	1,565
33.	Jan. 22	@ Hershey	L	0-5	17-11-3-2	4	Jonsson-Fjallby	Kinkaid-Húska/Copley	36	23	0-1	4-5	10,514
34.	Jan. 23	@ Hershey	W	3-2	18-11-3-2	2	Richards	Húska/Fucale	19	26	0-2	1-2	10,441
35.	Jan. 26	Springfield	W	5-1	19-11-3-2	1	Greco	Kinkaid/Lindgren	27	26	2-6	3-3	1,565
36.	Jan. 28	Providence	W (SO)	5-4	20-11-3-2	1	Taylor	Kinkaid/Keyser	34	26	2-5	3-4	4,417
37.	Jan. 29	Lehigh Valley	L	0-4	20-12-3-2	2	Hodgson	Wall/Nagle	26	21	0-3	2-2	2,631
38.	Feb. 2	@ Hershey	W (SO)	3-2	21-12-3-2	1	Gettinger	Kinkaid/Fucale	27	28	0-2	1-1	8,863
39.	Feb. 4	@ Springfield	OTL	2-3	21-12-4-2	1	Cross	Húska/Lindgren	32	27	1-2	4-5	4,863
40.	Feb. 5	Lehigh Valley	W	6-4	22-12-4-2	1	Lundkvist	Kinkaid/Metcalf	24	39	1-1	4-4	4,724
41.	Feb. 11	Springfield	L	2-4	22-13-4-2	2	McGing	Kinkaid/Hofer	38	29	0-4	1-3	5,668
42.	Feb. 12	Rochester	W (OT)	2-1	23-13-4-2	2	Brodzinski	Húska/Dell	26	31	0-2	1-1	4,053
43.	Feb. 19	Providence	L	1-3	23-14-4-2	2	Koppanen	Kinkaid/Keyser	20	23	0-0	1-2	4,449
44.	Feb. 20	@ Bridgeport	L	0-2	23-15-4-2	3	Terry	Húska/Appleby	30	21	0-4	3-4	3,988
45.	Feb. 25	@ Springfield	W	3-1	24-15-4-2	3	Richards	Kinkaid/Lindgren	32	45	0-3	3-3	5,633
46.	Feb. 26	Providence	W	5-2	25-15-4-2	2	Lundkvist	Húska/Keyser	38	31	2-4	8-8	5,385
47.	Feb. 27	@ Providence	L	3-6	25-16-4-2	3	Filipe	Kinkaid/Grosenick	28	31	3-7	4-7	7,172
48.	Mar. 2	Belleville	OTL	2-3	25-16-5-2	3	Chartier	Húska/Gustavsson	29	25	1-4	3-3	1,737
49.	Mar. 5	Hershey	W	3-1	26-16-5-2	3	Fritz	Kinkaid/Shepard	29	25	2-7	3-3	4,001
50.	Mar. 6	Bridgeport	W	4-1	27-16-5-2	3	Lindkvist	Húska/Skarek-Schneider	36	24	0-3	4-4	5,162
51.	Mar. 12	@ Lehigh Valey	L	5-6	27-17-5-2	3	Day	Kinkaid/Ustimenko-Sandstrom	35	32	2-4	2-3	6,992
52.	Mar. 13	@ Wilkes-Barre/Scr.	L	2-4	27-18-5-2	3	O'Connor	Húska/Domingue	35	32	1-5	3-4	4,536
53.	Mar. 16	@ Syracuse	L	2-4	27-19-5-2	4	Raddysh	Húska/Legace	31	34	0-2	2-2	3,811
54.	Mar. 18	@ Laval	L	4-7	27-20-5-2	4	Teasdale	Kinkaid-Húska/Primeau	32	28	2-3	1-2	5,303
55.	Mar. 19	@ Belleville	W	5-2	28-20-5-2	4	O'Leary	Kinkaid/Flodell	23	29	0-1	3-3	2,320
56.	Mar. 23	Springfield	L	1-3	28-21-5-2	4	Anas	Kinkaid/Hofer	25	29	1-4	2-3	1,838
57.	Mar. 25	Springfield	L	2-3	28-22-5-2	4	Joshua	Húska/Lindgren	26	40	1-3	3-5	5,501
58.	Mar. 26	Hershey	W (SO)	4-3	29-22-5-2	4	Ronning	Kinkaid/Copley	23	44	2-3	3-5	5,016
59.	Mar. 28	Utica	L	3-7	29-23-5-2	4	Zetterlund	Húska/Schmid	32	26	0-1	0-2	1,663
60.	Mar. 30	@ Wilkes-Barre/Scr.	L	1-5	29-24-5-2	5	Reilly	Kinkaid/Domingue	25	27	0-4	2-3	2,979
61.	Apr. 1	Belleville	L	1-4	29-25-5-2	5	Thomson	Húska/Gustavsson	34	23	0-5	2-5	4,158
62.	Apr. 2	Syracuse	L	5-8	29-26-5-2	5	Day	Kinkaid/Miftakhov	30	28	0-4	2-2	3,685
63.	Apr. 4	@ Providence	OTL	3-4	29-26-6-2	5	Fogarty	Húska/Grosenick	34	29	1-4	1-2	5,340
64.	Apr. 7	@ Charlotte	L	1-4	29-27-6-2	6	Carrick	Kinkaid/Gibson	23	31	0-3	2-3	4,428
65.	Apr. 8	@ Charlotte	L	2-3	29-28-6-2	T-6	True	Kinkaid/Daccord	30	30	0-5	2-2	7,735
66.	Apr. 10	@ Charlotte	W (OT)	4-3	30-28-6-2	6	Letunov	Húska/Gibson	26	21	0-1	2-3	7,669
67.	Apr. 13	@ Belleville	7:00 pm	n/a	0-0-0-0	T-1	TBD	TBD	0	0	0	0	0
68.	Apr. 15	@ Toronto	7:00 pm	n/a	0-0-0-0	T-1	TBD	TBD	0	0	0	0	0
69.	Apr. 16	@ Rochester	7:05 pm	n/a	0-0-0-0	T-1	TBD	TBD	0	0	0	0	0
70.	Apr. 22	Charlotte	7:00 pm	n/a	0-0-0-0	T-1	TBD	TBD	0	0	0	0	0
71.	Apr. 23	@ Bridgeport	7:00 pm	n/a	0-0-0-0	T-1	TBD	TBD	0	0	0	0	0
72.	Apr. 24	Wilkes-Barre/Scr.	3:00 pm	n/a	0-0-0-0	T-1	TBD	TBD	0	0	0	0	0

HARTFORD WOLF PACK 2021-22 STATISTICS

No.	PLAYER	POS	GP	G	A	PTS	+/-	PIM	PP	PPA	SHG	SHA	GW	FG	I G	OT	UA	EN	SOG	SOA	SGW	SO%	SH	SH%
28	Anthony Greco	RW	60	19	37	56	-6	10	6	12	0	1	2	5	0	1	2	2	0	1	0	0.0	226	8.4
39	Nick Merkley (total)	RW	54	15	28	43	-15	36	4	13	0	1	3	3	1	0	0	0	0	1	0	0.0	109	13.8
	SJ	RW	43	11	25	36	-11	28	2	13	0	1	3	2	1	0	0	0	0	1	0	0.0	92	12.0
	HFD	RW	11	4	3	7	-4	8	2	0	0	0	0	1	0	0	0	0	0	0	0	0.0	17	23.5
22	x Jonny Brodzinski	RW	36	18	21	39	8	34	5	7	3	1	2	1	2	1	1	1	2	5	0	40.0	104	17.3
7	Ty Ronning	RW	63	17	21	38	-3	28	3	4	1	0	1	1	1	0	3	0	1	3	1	33.3	120	14.2
11	Tanner Fritz	RW	60	12	23	35	3	40	0	3	0	3	1	3	2	0	1	1	1	3	0	33.3	62	19.4
6	* Zac Jones	D	46	9	25	34	-3	25	3	14	0	0	0	1	0	0	1	0	0	5	0	0.0	111	8.1
91	Maxim Letunov (total)	C	67	15	11	26	-9	22	5	1	0	0	2	4	3	1	0	1	0	1	0	0.0	103	14.6
	CHI	C	60	13	10	23	-7	16	5	1	0	0	1	3	3	0	0	1	0	1	0	0.0	97	13.4
	HFD	C	7	2	1	3	-2	6	0	0	0	0	1	1	0	1	0	0	0	0	0	0.0	6	33.3
55	* Patrick Khodorenko	C	60	10	16	26	-3	35	2	2	1	0	0	2	2	0	0	1	0	1	0	0.0	72	13.9
21	* Austin Rueschhoff	F	54	14	10	24	-6	52	3	1	0	0	2	3	1	0	0	1	0	1	0	0.0	84	16.7
48	* Lauri Pajuniemi	RW	48	11	12	23	-9	14	3	4	0	0	2	1	1	0	2	0	0	1	0	0.0	99	11.1
26	Tim Gettinger	LW	39	10	13	23	8	34	5	4	1	0	1	0	1	0	0	1	4	6	4	66.7	97	10.3
51	x Tarmo Reunanen	D	40	2	15	17	8	10	0	5	0	0	0	1	0	0	0	0	0	0	0	0.0	50	4.0
27	x Morgan Barron	C	25	9	6	15	-2	10	4	3	2	0	2	0	1	0	2	1	0	2	0	0.0	57	15.8
29	Matt Lorigo	RW	24	7	8	15	-1	8	3	4	0	0	0	2	0	0	0	0	0	1	0	0.0	58	12.1
2	x Anthony Bitetto	D	39	4	11	15	-11	26	2	4	0	1	1	1	1	0	0	1	0	0	0	0.0	52	7.7
13	* Nils Lundkvist	D	33	3	12	15	-9	14	1	8	0	0	3	0	0	0	0	0	0	0	0	0.0	65	4.6
19	* Justin Richards	C	61	6	8	14	-27	23	0	0	0	0	3	1	0	0	0	0	0	0	0	0.0	75	8.0
96	* Cristiano DiGiacinto	LW	45	6	7	13	1	47	0	0	0	0	0	0	1	0	0	0	0	0	0	0.0	46	13.0
4	* Zach Giuttari	D	50	1	12	13	5	14	0	0	0	1	0	0	0	0	0	0	0	0	0	0.0	66	1.5
8	* Alex Whelan	RW	58	5	7	12	-2	16	0	0	0	0	1	0	1	0	1	0	0	0	0	0.0	86	5.8
9	* Mike O'Leary	LW	52	6	5	11	-8	40	0	0	0	0	1	2	0	0	1	0	0	0	0	0.0	40	15.0
20	* Hunter Skinner	D	45	4	7	11	-2	30	0	0	0	0	1	0	0	0	0	0	0	0	0	0.0	61	6.6
24	* Matthew Robertson	D	59	1	10	11	-7	22	0	5	0	0	0	1	0	0	0	0	0	0	0	0.0	79	1.3
49	*x Braden Schneider	D	24	0	9	9	6	10	0	1	0	3	0	0	0	0	0	0	0	0	0	0.0	22	0.0
23	x P.C. Labrie	LW	21	2	6	8	-1	23	0	0	0	0	0	0	1	0	0	0	0	0	0	0.0	17	11.8
10	x Aaron Luchuk (total)	C	15	2	2	4	-4	4	1	1	0	0	0	0	0	0	0	0	0	1	0	0.0	21	9.5
	HFD	C	15	2	2	4	-4	4	1	1	0	0	0	0	0	0	0	0	0	1	0	0.0	21	9.5
5	Jarred Tinordi	D	28	0	3	3	-8	54	0	0	0	0	0	0	0	0	0	0	0	0	0	0.0	36	0.0
3	Jeff Taylor	D	15	1	1	2	1	6	0	0	0	0	0	0	0	0	0	0	1	1	1	100.0	14	7.1
25	x Libor Hajek	D	5	0	2	2	3	6	0	0	0	0	0	0	0	0	0	0	0	0	0	0.0	5	0.0
10	* Bobby Trivigno	F	5	0	2	2	-2	2	0	0	0	0	0	0	0	0	0	0	0	0	0	0.0	10	0.0
17	x Abbott Girduckis	RW	6	1	0	1	1	0	0	0	0	0	0	0	0	0	0	0	0	0	0	0.0	5	20.0
18	*x Zach Berzolla	D	7	1	0	1	0	8	0	0	0	0	0	0	0	0	0	0	0	0	0	0.0	6	16.7
95	*x Jacob Hayhurst (total)	C	7	0	1	1	-1	0	0	0	0	0	0	0	0	0	0	0	0	0	0	0.0	5	0.0
	SPR	C	4	0	1	1	0	0	0	0	0	0	0	0	0	0	0	0	0	0	0	0.0	2	0.0
	HFD	C	3	0	0	0	-1	0	0	0	0	0	0	0	0	0	0	0	0	0	0	0.0	3	0.0
44	* Brandon Scanlin	D	9	0	1	1	-2	0	0	0	0	0	0	0	0	0	0	0	0	0	0	0.0	11	0.0
59	*x Jake Elmer	RW	10	0	1	1	-4	4	0	0	0	0	0	0	0	0	0	0	0	0	0	0.0	9	0.0
14	x Greg McKegg	C	1	0	0	0	3	0	0	0	0	0	0	0	0	0	0	0	0	0	0	0.0	0	0.0
15	x Blake Thompson	D	1	0	0	0	-1	0	0	0	0	0	0	0	0	0	0	0	0	0	0	0.0	0	0.0
40	x Francois Brassard	G	3	0	0	0	0	0	0	0	0	0	0	0	0	0	0	0	0	0	0	0.0	0	0.0
16	x Michael Brodzinski	D	3	0	0	0	-4	2	0	0	0	0	0	0	0	0	0	0	0	0	0	0.0	3	0.0
43	*x Brandon Fortunato	D	3	0	0	0	0	0	0	0	0	0	0	0	0	0	0	0	0	0	0	0.0	3	0.0
17	*x Michael Lee	D	3	0	0	0	-3	2	0	0	0	0	0	0	0	0	0	0	0	0	0	0.0	4	0.0
33	* Tyler Wall	G	5	0	0	0	0	0	0	0	0	0	0	0	0	0	0	0	0	0	0	0.0	0	0.0
61	*x James Sanchez	C	7	0	0	0	-3	2	0	0	0	0	0	0	0	0	0	0	1	1	0	100.0	3	0.0
81	x Liam Pecararo (total)	LW	9	0	0	0	0	0	0	0	0	0	0	0	0	0	0	0	0	0	0	0.0	6	0.0
	CLT	LW	4	0	0	0	1	0	0	0	0	0	0	0	0	0	0	0	0	0	0	0.0	5	0.0
	HFD	LW	5	0	0	0	-1	0	0	0	0	0	0	0	0	0	0	0	0	0	0	0.0	1	0.0
35	Adam Huska	G	26	0	0	0	0	6	0	0	0	0	0	0	0	0	0	0	0	0	0	0.0	0	0.0
71	Keith Kinkaid	G	34	0	0	0	0	6	0	0	0	0	0	0	0	0	0	0	0	0	0	0.0	0	0.0
	BENCH		66	6				10														0.0	6	
	TOTALS		66	193	317	504	-92	691	43	82	8	10	24	27	15	3	14	9	10	32	6	31.3	1912	9.8

HARTFORD WOLF PACK 2021-22 STATISTICS (Cont.)

No.	GOALIE	GP	MINS	W	L	OT	SO	EN	GA	GAA	SOGP	SOW	SOL	SOGA	SOA	SO%	SA	SVS	SV%
40	x Francois Brassard	3	181:52	1	1	1	0	0	8	2.64	0	0	0	0	0	0.000	88	80	0.909
35	Adam Huska	26	1495:04	8	12	5	0	3	71	2.85	1	0	1	2	3	0.333	711	640	0.900
71	Keith Kinkaid	34	1988:04	20	11	2	1	4	100	3.02	7	6	1	5	30	0.833	1007	907	0.901
33	* Tyler Wall	5	296:05	1	4	0	0	2	21	4.26	0	0	0	0	0	0.000	158	137	0.867
	Empty Net		52:43						9								9		
	Totals	66	4013:48	30	28	8	1	9	209	3.12	8	6	2	7	33	0.788	1973	1764	0.894

x - inactive, * - rookie

HARTFORD WOLF PACK 2021-22 TRANSACTIONS

Player	Transaction	Date
F Easton Brodzinski	Signed to PTO from St. Cloud State (NCAA)	4/2/22
F Bobby Trivigno	Signed to ATO from UMass-Amherst (NCAA)	4/2/22
F Abbott Girduckis	Released from PTO	4/1/22
F Maxim Letunov	Assigned by NY Rangers (NHL)	3/28/22
F Maxim Letunov	Traded to NY Rangers (NHL) by Carolina Hurricanes (NHL)	3/28/22
D Tarmo Reunanen	Traded to Carolina Hurricanes (NHL) by NY Rangers (NHL)	3/28/22
F Aaron Luchuk	Released from PTO	3/24/22
F Nick Merkley	Assigned by NY Rangers (NHL)	3/21/22
F Morgan Barron	Traded to Winnipeg Jets (NHL) by NY Rangers (NHL)	3/21/22
D Brandon Scanlin	Assigned by NY Rangers (NHL)	3/21/22
F Nick Merkley	Traded to NY Rangers (NHL) from San Jose Sharks (NHL)	3/21/22
D Anthony Bitetto	Traded to San Jose Sharks (NHL) by NY Rangers (NHL)	3/21/22
F Jake Elmer	Reassigned to Jacksonville (ECHL) by NY Rangers (NHL)	3/20/22
F Jake Elmer	Reassigned from Jacksonville (ECHL) by NY Rangers (NHL)	3/18/22
F Morgan Barron	Assigned by NY Rangers (NHL)	3/16/22
F Tim Gettinger	Assigned by NY Rangers (NHL)	3/14/22
F James Sanchez	Loaned to Jacksonville (ECHL)	3/11/22
G Pat Salkind	Released from PTO (EBUG)	3/6/22
G Pat Salkind	Signed to PTO (EBUG)	3/6/22
F Abbott Girduckis	Signed to PTO from Jacksonville (ECHL)	3/4/22
F James Sanchez	Recalled from loan to Jacksonville (ECHL)	3/4/22
F Tim Gettinger	Recalled by NY Rangers (NHL)	3/3/22
F James Sanchez	Loaned to Jacksonville (ECHL)	3/1/22
F Jonny Brodzinski	Recalled by NY Rangers (NHL)	3/1/22
D Zac Jones	Assigned by NY Rangers (NHL)	3/1/22
F James Sanchez	Recalled from loan to Jacksonville (ECHL)	2/24/22
D Zac Jones	Recalled by NY Rangers (NHL)	2/24/22
D Zac Jones	Assigned by NY Rangers (NHL)	2/22/22
D Zac Jones	Recalled by NY Rangers (NHL)	2/13/22
G Tyler Wall	Reassigned from Jacksonville (ECHL) by NY Rangers (NHL)	2/12/22
F Morgan Barron	Recalled by NY Rangers (NHL)	2/11/22
D Jarred Tinordi	Assigned by NY Rangers (NHL)	2/9/22
D Zach Berzolla	Loaned to Jacksonville (ECHL)	2/6/22
F Matt Lorito	Signed SPC with Wolf Pack (AHL)	2/4/22
D Zac Jones	Assigned by NY Rangers (NHL)	2/3/22
D Jarred Tinordi	Recalled by NY Rangers (NHL)	2/3/22
F Morgan Barron	Assigned by NY Rangers (NHL)	2/2/22
F Jonny Brodzinski	Assigned by NY Rangers (NHL)	2/2/22
D Nils Lundkvist	Assigned by NY Rangers (NHL)	2/2/22
G Adam Húska	Reassigned by NY Rangers from Taxi Squad (NHL)	2/2/22
D Jarred Tinordi	Reassigned by NY Rangers from Taxi Squad (NHL)	2/1/22
D Tarmo Reunanen	Reassigned by NY Rangers from Taxi Squad (NHL)	2/1/22
F Lauri Pajuniemi	Reassigned by NY Rangers from Taxi Squad (NHL)	2/1/22
F Tim Gettinger	Reassigned by NY Rangers from Taxi Squad (NHL)	2/1/22
G Tyler Wall	Reassigned to Jacksonville (ECHL) by NY Rangers (NHL)	2/1/22
F Jake Elmer	Reassigned to Jacksonville (ECHL) by NY Rangers (NHL)	2/1/22
F James Sanchez	Loaned to Jacksonville (ECHL)	2/1/22
D Zach Berzolla	Recalled from loan to Jacksonville (ECHL)	1/28/22
G François Brassard	Loaned to Jacksonville (ECHL)	1/27/22
F Lauri Pajuniemi	Recalled by NY Rangers to Taxi Squad (NHL)	1/27/22
F Tim Gettinger	Recalled by NY Rangers to Taxi Squad (NHL)	1/27/22
D Tarmo Reunanen	Recalled by NY Rangers to Taxi Squad (NHL)	1/27/22
D Nils Lundkvist	Recalled by NY Rangers to Taxi Squad (NHL)	1/27/22
D Zac Jones	Recalled by NY Rangers (NHL)	1/27/22
F Jonny Brodzinski	Recalled by NY Rangers (NHL)	1/27/22
G Adam Húska	Recalled by NY Rangers to Taxi Squad (NHL)	1/24/22
F Jonny Brodzinski	Reassigned by NY Rangers from Taxi Squad (NHL)	1/23/22
F Anthony Greco	Reassigned by NY Rangers from Taxi Squad (NHL)	1/23/22
F Tim Gettinger	Reassigned by NY Rangers from Taxi Squad (NHL)	1/23/22
D Tarmo Reunanen	Reassigned by NY Rangers from Taxi Squad (NHL)	1/23/22
D Zac Jones	Reassigned by NY Rangers from Taxi Squad (NHL)	1/23/22
G Tyler Wall	Reassigned by NY Rangers from Taxi Squad (NHL)	1/22/22

HARTFORD WOLF PACK 2021-22 TRANSACTIONS (Cont.)

Player	Transaction	Date
F Anthony Greco	Recalled by NY Rangers to Taxi Squad (NHL)	1/22/22
D Tarmo Reunanen	Recalled by NY Rangers to Taxi Squad (NHL)	1/22/22
F Jacob Hayhurst	Released from PTO	1/20/22
D Zac Jones	Recalled by NY Rangers to Taxi Squad (NHL)	1/20/22
F Tim Gettinger	Recalled by NY Rangers to Taxi Squad (NHL)	1/20/22
F Jonny Brodzinski	Recalled by NY Rangers to Taxi Squad (NHL)	1/20/22
D Zach Berzolla	Loaned to Jacksonville (ECHL)	1/19/22
F Aaron Luchuk	Signed to PTO from Orlando (ECHL)	1/19/22
F Jonny Brodzinski	Reassigned by NY Rangers from Taxi Squad (NHL)	1/18/22
F Tim Gettinger	Reassigned by NY Rangers from Taxi Squad (NHL)	1/18/22
F Jacob Hayhurst	Signed to PTO from Worcester (ECHL)	1/18/22
F Anthony Greco	Reassigned by NY Rangers from Taxi Squad (NHL)	1/16/22
F Aaron Luchuk	Released from PTO	1/16/22
F Liam Pecararo	Released from PTO	1/16/22
F Jacob Hayhurst	Released from PTO	1/16/22
G Keith Kinkaid	Reassigned by NY Rangers from Taxi Squad (NHL)	1/15/22
G Tyler Wall	Recalled by NY Rangers to Taxi Squad (NHL)	1/15/22
D Zac Jones	Reassigned by NY Rangers from Taxi Squad (NHL)	1/14/22
F Lauri Pajuniemi	Reassigned by NY Rangers from Taxi Squad (NHL)	1/14/22
F Justin Richards	Reassigned by NY Rangers from Taxi Squad (NHL)	1/14/22
D Brandon Fortunato	Released from PTO	1/13/22
F Justin Richards	Recalled by NY Rangers to Taxi Squad (AHL)	1/12/22
F Jacob Hayhurst	Signed to PTO from Worcester (ECHL)	1/12/22
D Braden Schneider	Recalled by NY Rangers (NHL)	1/11/22
D Nils Lundkvist	Assigned by NY Rangers (NHL)	1/11/22
D Tarmo Reunanen	Reassigned by NY Rangers from Taxi Squad (NHL)	1/11/22
G Tyler Wall	Reassigned by NY Rangers from Taxi Squad (NHL)	1/11/22
G Tyler Wall	Recalled by NY Rangers to Taxi Squad (NHL)	1/10/22
F Lauri Pajuniemi	Recalled by NY Rangers to Taxi Squad (NHL)	1/8/22
F Anthony Greco	Recalled by NY Rangers to Taxi Squad (NHL)	1/8/22
F Liam Pecararo	Signed to PTO from Greenville (ECHL)	1/7/22
F P.C. Labrie	Released from PTO	1/6/22
D Matthew Robertson	Reassigned by NY Rangers from Taxi Squad (NHL)	1/4/22
D Tarmo Reunanen	Recalled by NY Rangers to Taxi Squad (NHL)	1/4/22
D Michael Brodzinski	Released from PTO	1/3/22
D Mike Lee	Released from PTO	1/3/22
G Adam Húska	Reassigned by NY Rangers from Taxi Squad (NHL)	1/1/22
D Blake Thompson	Released from PTO	1/1/22
G Brandon Kasel	Released from PTO	1/1/22
D Blake Thompson	Signed to PTO from Adirondack (ECHL)	12/31/21
D Mike Lee	Signed to PTO from Indy (ECHL)	12/28/21
G Brandon Kasel	Signed to PTO from Adirondack (ECHL)	12/28/21
F Aaron Luchuk	Signed to PTO from Orlando (ECHL)	12/28/21
D Michael Brodzinski	Signed to PTO from Orlando (ECHL)	12/28/21
D Brandon Fortunato	Signed to PTO from Jacksonville (ECHL)	12/28/21
F Jake Elmer	Reassigned from Jacksonville (ECHL) by NY Rangers (NHL)	12/28/21
D Zach Berzolla	Recalled from loan to Jacksonville (ECHL)	12/28/21
G François Brassard	Recalled from loan to Jacksonville (ECHL)	12/28/21
F Jonny Brodzinski	Recalled by NY Rangers to Taxi Squad (NHL)	12/28/21
F Morgan Barron	Recalled by NY Rangers to Taxi Squad (NHL)	12/28/21
F Tim Gettinger	Recalled by NY Rangers to Taxi Squad (NHL)	12/28/21
D Matthew Robertson	Recalled by NY Rangers to Taxi Squad (NHL)	12/28/21
D Zac Jones	Recalled by NY Rangers to Taxi Squad (NHL)	12/28/21
G Adam Húska	Recalled by NY Rangers to Taxi Squad (NHL)	12/28/21
G Keith Kinkaid	Recalled by NY Rangers (NHL)	12/27/21
G Keith Kinkaid	Assigned by NY Rangers (NHL)	12/18/21
F James Sanchez	Recalled from Loan from Jacksonville (ECHL)	12/10/21
D Jarred Tinordi	Assigned by NY Rangers (NHL, Conditioning)	12/10/21
G Keith Kinkaid	Recalled by NY Rangers (NHL)	12/9/21
F Morgan Barron	Assigned by NY Rangers (NHL)	12/9/21
G Adam Húska	Assigned by NY Rangers (NHL)	12/9/21
G Tyler Wall	Reassigned from Jacksonville (ECHL) by NY Rangers (NHL)	12/4/21

HARTFORD WOLF PACK 2021-22 TRANSACTIONS (CONT.)

Player	Transaction	Date
G Adam Húska	Recalled by NY Rangers (NHL)	12/4/21
G François Brassard	Loaned to Jacksonville (ECHL)	12/4/21
F Morgan Barron	Recalled by NY Rangers (NHL)	12/4/21
F Morgan Barron	Assigned by NY Rangers (NHL)	12/3/21
F Morgan Barron	Recalled by NY Rangers (NHL)	12/2/21
G François Brassard	Recalled from Loan from Jacksonville (ECHL)	12/1/21
G François Brassard	Loaned to Jacksonville (ECHL)	11/29/21
D Jeff Taylor	Recalled from Loan from Jacksonville (ECHL)	11/29/21
D Libor Hájek	Recalled from Conditioning Loan by NY Rangers (NHL)	11/22/21
F Greg McKegg	Recalled by NY Rangers (NHL)	11/16/21
F Greg McKegg	Assigned by NY Rangers (NHL)	11/15/21
F Greg McKegg	Recalled by NY Rangers (NHL)	11/13/21
G François Brassard	Recalled from Loan from Jacksonville (ECHL)	11/10/21
G Tyler Wall	Reassigned to Jacksonville (ECHL) by NY Rangers (NHL)	11/10/21
D Jeff Taylor	Loaned to Jacksonville Icemen (ECHL)	11/10/21
D Libor Hájek	Assigned by NY Rangers (NHL, Conditioning)	11/8/21
F Greg McKegg	Assigned by NY Rangers (NHL)	11/6/21
F Morgan Barron	Assigned by NY Rangers (NHL)	10/25/21
F Alex Whelan	Recalled from Jacksonville (ECHL)	10/18/21
F Morgan Barron	Recalled by NY Rangers (NHL)	10/17/21
F Morgan Barron	Assigned by NY Rangers (NHL)	10/15/21
F Greg McKegg	Recalled by NY Rangers (NHL)	10/15/21
F P.C. Labrie	Signed to PTO	10/14/21

Hartford Wolf Pack Pronunciation Guide

Forwards:

#8 Alex Whelan: Way-lin
#10 Bobby Trivigno: tra-VIN-yo
#17 Abbott Girduckis: ABB-ott GRR-duck-iss
#21 Austin Rueschhoff: ROO-sh-off
#26 Tim Gettinger: Get-in-jer
#29 Matt Lorito: LORE-ee-toe
#48 Lauri Pajuniemi: Lore-ee PAH-u-niemi
#55 Patrick Khodorenko: co-dor-en-co
#91 Maxim Letunov: max-EEM leh-too-NAWV
#96 Cristiano DiGiacinto: DE-ja-sin-TOE

Defensemen:

#4 Zach Giuttari: JAH-tar-ee
#13 Nils Lundkvist: LUND-k-vist
#18 Zach Berzolla: BURR-zole-luh
#44 Brandon Scanlin: SCAN-lin

Goaltenders:

#35 Adam Huska: huss-KA
#40 François Brassard: fran-s-WAH Brass-are-d

Streaks And Miscellaneous Items:

Scoring Streaks:

Two-Games: Zac Jones (1-2-3), Anthony Greco (2-3-5)

Shorthanded Goals (7):

10/17 Vs. *Providence*: Jonny Brodzinski (1) ; Assist: Braden Schneider
11/6 Vs. *Wilkes/Barre-Scranton*: Tim Gettinger (5) ; Assists: Braden Schneider, Jonny Brodzinski
11/12 @ *Springfield*: Morgan Barron (4) ; Unassisted
11/20 Vs. *Hershey*: Jonny Brodzinski (6) ; Assists: Braden Schneider, Tanner Fritz
1/7 @ *Rochester*: Ty Ronning (8) ; Assists: Anthony Greco, Anthony Bitetto
2/5 Vs. *Lehigh Valley*: Morgan Barron (9) ; Assists: Tanner Fritz, Zach Giuttari
3/19 Vs. *Belleville*: Patrick Khodorenko (6) ; Assist: Tanner Fritz

Shorthanded Goals Allowed (11):

10/23 @ *Lehigh Valley*: Max Willman (1) ; Assist: Morgan Frost
11/26 Vs. *Springfield*: Mackenzie MacEachern (3) ; Assists: Nathan Walker, Tommy Cross
12/18 @ *Springfield*: Calle Rosen (2) ; Assist: Mackenzie MacEachern
12/18 @ *Springfield*: Mackenzie MacEachern (6) ; unassisted
12/31 Vs. *Providence*: Cameron Hughes (4) ; Assists: Alex-Olivier Voyer, Jack Ahcan
1/7 @ *Rochester*: Arttu Ruotsalainen (2) ; Assist: Jack Quinn
2/12 Vs. *Springfield*: Matthew Peca (15) ; unassisted
3/6 Vs. *Bridgeport*: Cole Bardreau (10) ; unassisted
4/2 Vs. *Syracuse*: Anthony Richard (12) ; Assist: Gabriel Dumont (28)
4/4 @ *Providence*: Joona Koppanen (11) ; Assists: Chris Wagner, Nick Wolff
4/8 @ *Charlotte*: Alexander True (16) ; Assist: Chase Priskie

Shutouts:

1/15 Vs *Laval*: Keith Kinkaid, 31 saves

Multi-Goal Games:

11/5 Vs. *Bridgeport*: Ty Ronning (2) & Tim Gettinger (2)
11/12 @ *Springfield*: Morgan Barron (2)
11/20 Vs. *Hershey*: Lauri Pajuniemi (2) & Jonny Brodzinski (2)
1/2 Vs. *Rochester*: Mike O'Leary (2)
1/15 Vs. *Laval*: Austin Rueschhoff (2)
1/19 Vs. *Toronto*: Austin Rueschhoff (2, 2nd multi-goal game)
2/26 @ *Springfield*: Justin Richards (2)
3/2 Vs. *Belleville*: Anthony Greco (2)
4/2 Vs. *Syracuse*: Ty Ronning (2, 2nd multi-goal game)

Streaks And Miscellaneous Items (Cont.):

Overtime Goals:

11/13 @ Providence: Anthnoy Greco (4)
2/12 Vs. Rochester: Jonny Brodzinski (17)
4/10 @ Charlotte: Maxim Letunov (15)

Shootout Stats (6-2):

F Tim Gettinger: 4-for-6 (4 GWG)
F Jonny Brodzinski: 2-for-5
F Morgan Barron: 0-for-2
D Zac Jones: 0-for-5
F Ty Ronning: 1-for-3 (1 GWG)
F Lauri Pajuniemi: 0-for-1
F Tanner Fritz: 1-for-3
F Anthony Greco: 0-for-1
F James Sanchez: 1-for-1
F Austin Rueschhoff: 0-for-1
F Aaron Luchuk: 0-for-1
F Patrick Khodorenko: 0-for-1
D Jeff Taylor: 1-for-1 (1 GWG)
F Matt Lorito: 0-for-1

Hartford Wolf Pack/Connecticut Whale Regular Season Records

Team Records, Single Season

MOST VICTORIES:

50 2004-05, 2007-08.

MOST HOME VICTORIES:

30 2004-05.

MOST ROAD VICTORIES:

25 2006-07, 2007-08.

FEWEST VICTORIES:

24 2016-17.

FEWEST HOME VICTORIES:

13 2016-17.

FEWEST ROAD VICTORIES:

11 2016-17.

MOST LOSSES:

52 2016-17.

MOST REGULATION LOSSES:

46 2016-17.

MOST HOME LOSSES:

25 2016-17.

MOST HOME REGULATION LOSSES:

23 2016-17.

MOST ROAD LOSSES:

27 2016-17.

MOST ROAD REGULATION LOSSES:

23 2016-17.

FEWEST LOSSES:

24 1999-2000, 2003-04.

FEWEST REGULATION LOSSES:

20 2007-08.

FEWEST HOME LOSSES:

10 1997-98, 2003-04, 2004-05.

FEWEST HOME REGULATION LOSSES:

8 2004-05, 2014-15.

FEWEST ROAD LOSSES:

11 1999-2000.

FEWEST ROAD REGULATION LOSSES:

9 2007-08.

MOST TIES:

12 1997-98, 2002-03, 2003-04.

MOST HOME TIES:

8 1997-98.

MOST ROAD TIES:

7 1999-2000.

FEWEST TIES:

5 1998-99.

FEWEST HOME TIES:

0 1999-2000.



Ryan McGill



Pierre Sevigny

Hartford Wolf Pack/Connecticut Whale Regular Season Records (cont.)

FEWEST ROAD TIES:

3 1998-99.

MOST POINTS:

110 2007-08 (50w-20l-2otl-8sol).

MOST HOME POINTS:

62 2004-05 (30w-8l-1otl-1sol).

MOST ROAD POINTS:

56 2007-08 (25w-9l-1otl-5sol).

FEWEST POINTS:

54 2016-17 (24w-46l-4otl-2sol).

FEWEST HOME POINTS:

28 2016-17 (13w-23l-2otl-0sol).

FEWEST ROAD POINTS:

26 2016-17 (11w-23l-2otl-2sol).

MOST GOALS:

292 2005-06.

FEWEST GOALS:

194 2016-17.

MOST ASSISTS:

490 2005-06.

FEWEST ASSISTS:

325 2016-17.

MOST SCORING POINTS:

778 2005-06 (292g, 490a).

FEWEST SCORING POINTS:

516 2016-17 (194g, 325a).

MOST GOALS AGAINST:

280 2016-17.

FEWEST GOALS AGAINST:

153 2003-04.

MOST POWER-PLAY GOALS:

95 2005-06.

FEWEST POWER-PLAY GOALS:

32 2015-16.

MOST POWER-PLAY OPPORTUNITIES:

495 2005-06.

FEWEST POWER-PLAY OPPORTUNITIES:

264 2015-16 (76-game season).

HIGHEST POWER-PLAY EFFICIENCY:

21.0 2007-08 (79 goals in 376 opportunities).

LOWEST POWER-PLAY EFFICIENCY:

12.1 2015-16 (32 goals in 264 opportunities).

HIGHEST HOME POWER-PLAY EFFICIENCY:

21.2 2000-01 (46 goals in 217 opportunities).

LOWEST HOME POWER-PLAY EFFICIENCY:

12.4 2015-16 (17 goals in 137 opportunities).

HIGHEST ROAD POWER-PLAY EFFICIENCY:

23.2 2007-08 (43 goals in 185 opportunities).



Craig Weller



Dan Girardi

Hartford Wolf Pack/Connecticut Whale Regular Season Records (cont.)

LOWEST ROAD POWER-PLAY EFFICIENCY:

10.4 2003-04 (16 goals in 154 opportunities).

MOST POWER-PLAY GOALS AGAINST:

86 2005-06.

FEWEST POWER-PLAY GOALS AGAINST:

41 2015-16 (76-game season).

50 2003-04, 2004-05 (80-game season).

MOST PENALTY-KILLING OPPORTUNITIES:

512 2005-06.

FEWEST PENALTY-KILLING OPPORTUNITIES:

251 2015-16 (76-game season).

HIGHEST PENALTY-KILLING EFFICIENCY:

89.1 2004-05 (50 goals allowed in 458 opportunities).

LOWEST PENALTY-KILLING EFFICIENCY:

77.9 2016-17 (68 goals allowed in 307 opportunities).

HIGHEST HOME PENALTY-KILLING EFFICIENCY:

91.4 2004-05 (19 goals allowed in 221 opportunities).

LOWEST HOME PENALTY-KILLING EFFICIENCY:

79.1 2010-11 (40 goals allowed in 191 opportunities).

HIGHEST ROAD PENALTY-KILLING EFFICIENCY:

86.9 2004-05 (31 goals allowed in 237 opportunities).

LOWEST ROAD PENALTY-KILLING EFFICIENCY:

76.4 2009-10 (46 goals allowed in 195 opportunities).

MOST SHORTHANDED GOALS:

22 2005-06.

FEWEST SHORTHANDED GOALS:

4 2011-12.

MOST SHORTHANDED GOALS AGAINST:

16 2002-03.

FEWEST SHORTHANDED GOALS AGAINST:

3 2011-12 (76-game season).

MOST PENALTY MINUTES:

2586 2004-05.

FEWEST PENALTY MINUTES:

754 2015-16 (76-game season).

MOST 20-GOAL SCORERS:

6 1998-99. Derek Armstrong (29), Brad Smyth (25), Vladimir Vorobiev (24), Ken Gernander (23), Christian Dube (21), Daniel Goneau (20).
2005-06. Alexandre Giroux (36), Nigel Dawes (35), Brad Smyth (34), Dwight Helminen (32), Jarkko Immonen (30), Colby Genoway (26).

MOST 30-GOAL SCORERS:

5 2005-06. Alexandre Giroux (36), Nigel Dawes (35), Brad Smyth (34), Dwight Helminen (32), Jarkko Immonen (30).

MOST HAT TRICKS:

9 2002-03. John Tripp (4), Nils Ekman (2), Jamie Lundmark, Rico Fata, Dixon Ward.

FEWEST HAT TRICKS:

0 2000-01, 2003-04, 2013-14, 2014-15, 2017-18.

MOST PLAYERS USED:

55 2017-18

MOST SHUTOUTS:

17 2003-04.



Tim Erixon

Hartford Wolf Pack/Connecticut Whale Regular Season Records (cont.)

MOST HOME SHUTOUTS:

8 2003-04.

MOST ROAD SHUTOUTS:

9 2003-04.

MOST TIMES SHUT OUT:

9 2003-04, 2012-13.

MOST TIMES SHUT OUT AT HOME:

5 2012-13.

MOST TIMES SHUT OUT ON ROAD:

5 2003-04, 2004-05.

LARGEST HOME ATTENDANCE:

288,859 1998-99.

Team Streaks

LONGEST WINNING STREAK:

9 October 16 – November 7, 2004. Ended with a 4-1 loss vs. Hershey on November 10.

LONGEST HOME WINNING STREAK:

12 November 20, 2019 - February 12, 2020. Ended with a 2-1 loss vs. Wilkes-Barre/Scranton on February 12.

LONGEST ROAD WINNING STREAK:

8 December 29, 2006 – January 20, 2007. Ended with a 4-2 loss at Providence on February 7.

LONGEST WINNING STREAK AGAINST A SINGLE OPPONENT:

13 Albany, April 15, 2005 – March 27, 2009. Ended with a 2-1 home shootout loss December 13, 2009.
Adirondack/Lehigh Valley, January 17, 2014 – February 26, 2016. Ended with a 2-1 home loss February 28, 2016.

LONGEST LOSING STREAK:

11 January 2-January 28, 2012 (0w-6l-3otl-2sol). Ended with a 3-2 home win vs. Albany February 3.

LONGEST HOME LOSING STREAK:

7 October 10 – November 3, 2010 (0w-5l-2otl-0sol). Ended with a 7-1 win vs. Bridgeport on November 7.

LONGEST HOME LOSING STREAK IN REGULATION:

6 January 27 – February 19, 2010. Ended with a 4-2 win vs. Worcester February 20.

LONGEST ROAD LOSING STREAK:

14 February 18, 2017-end of 2016-17 season. (0w-13l-1otl-0sol).

LONGEST ROAD LOSING STREAK IN REGULATION:

8 March 18, 2017-end of 2016-17 season.

LONGEST LOSING STREAK AGAINST A SINGLE OPPONENT:

10 Wilkes-Barre/Scranton, February 12, 2016-October 21, 2017 (0w-9l-0otl-1sol). Ended with 7-3 home win December 15, 2017.

LONGEST UNBEATEN STREAK:

9 February 6 - February 23, 2002 (6-0-3). Ended with a 3-2 (OT) loss at Lowell on February 24.
October 16 – November 7, 2004 (9-0-0). Ended with a 4-1 loss vs. Hershey on November 10.

LONGEST HOME UNBEATEN STREAK:

12 November 20, 2019 - February 12, 2020. Ended with a 2-1 loss vs. Wilkes-Barre/Scranton on February 12.

LONGEST ROAD UNBEATEN STREAK:

8 February 20 - March 31, 2000 (7-0-1). Ended with a 3-2 loss at Rochester on April 7.
December 29, 2006 – January 20, 2007 (8-0-0). Ended with a 4-2 loss at Providence February 7.

LONGEST UNBEATEN STREAK AGAINST A SINGLE OPPONENT:

13 Albany, April 15, 2005 – March 27, 2009 (13-0-0). Ended with a 2-1 home shootout loss December 13, 2009.
Adirondack/Lehigh Valley, January 17, 2014 – February 26, 2016. Ended with a 2-1 home loss February 28, 2016.

LONGEST WINLESS STREAK:

11 January 2-January 28, 2012 (0w-6l-3otl-2sol). Ended with a 3-2 home win vs. Albany February 3.

LONGEST HOME WINLESS STREAK:

7 October 10 – November 3, 2010 (0w-5l-2otl-0sol). Ended with a 7-1 win vs. Bridgeport on November 7.

Hartford Wolf Pack/Connecticut Whale Regular Season Records (cont.)

LONGEST ROAD WINLESS STREAK:

14 February 18, 2017-end of 2016-17 season. (0w-13l-1otl-0sol).

LONGEST WINLESS STREAK AGAINST A SINGLE OPPONENT:

10 Lowell, January 7, 2001 - January 3, 2003 (0w-4l-3otl-3t). Ended with a 4-1 win at Lowell on March 29, 2003.
Wilkes-Barre/Scranton, February 12, 2016-October 21, 2017 (0w-9l-0otl-1sol). Ended with 7-3 home win December 15, 2017.

LONGEST STREAK, AT LEAST ONE POINT:

19 February 6 - March 15, 2002 (12w-0l-2otl-5t). Ended with a 4-1 loss at Springfield on March 16.

LONGEST STREAK, AT LEAST ONE POINT, HOME:

12 January 29-March 10, 2002 (7w-0l-4t-1otl). Ended with a 6-4 loss vs. Bridgeport on March 22.
November 20, 2019 - February 12, 2020. Ended with a 2-1 loss vs. Wilkes-Barre/Scranton on February 12.

LONGEST STREAK, AT LEAST ONE POINT, ROAD:

8 February 20 - March 31, 2000 (7-0-1). Ended with a 3-2 loss at Rochester on April 7.
February 6-March 15, 2002 (6w-0l-1t-1otl). Ended with a 4-1 loss at Springfield on March 16.
March 2, 2003-end of 2002-03 season (2w-0l-2t-4otl).
November 25-December 23, 2005 (5w-0l-1otl-2sol). Ended with a 5-0 loss at Wilkes-Barre/Scranton December 28.
December 29, 2006 – January 20, 2007 (8-0-0). Ended with a 4-2 loss at Providence February 7.

LONGEST STREAK, AT LEAST ONE POINT, AGAINST A SINGLE OPPONENT:

14 Albany, April 15, 2005 – December 13, 2009 (13w-0l-0otl-1sol). Ended with a 3-1 loss at Albany January 9, 2010.

MOST CONSECUTIVE REGULATION LOSSES:

6 November 1 – November 13, 2015. Ended with a 7-6 overtime loss vs. Wilkes-Barre/Scranton on November 15.

MOST CONSECUTIVE TIES:

3 October 8 - October 10, 1999. Ended with a 6-3 win at Syracuse on October 15.

MOST CONSECUTIVE OVERTIME GAMES:

4 March 10 - March 18, 2001 (2-1-1).
January 9 – January 16, 2015 (3-1-0).
December 1 – December 9, 2017 (2-0-1-1).
January 19 – January 26, 2018 (4-0-0-0).

MOST CONSECUTIVE SHOOTOUTS:

3 October 9 – October 15, 2011 (1-2).

MOST CONSECUTIVE GAMES NOT SHUT OUT:

73 December 23, 2000 - December 2, 2001. Ended with a 3-0 loss at Houston on December 7 (Derek Gustafson).
51 October 18, 2008 - February 14, 2009.

MOST CONSECUTIVE HOME GAMES NOT SHUT OUT:

111 November 13, 1999 - March 24, 2002. Ended with a 1-0 loss vs. Manitoba on March 29 (Alfie Michaud).
40 Entire 2005-06 season.
Entire 2007-08 season.

MOST CONSECUTIVE ROAD GAMES NOT SHUT OUT:

65 March 7, 2009 – December 15, 2010. Ended with 5-0 loss at Syracuse on December 19 (J.P. Levasseur).
40 Entire 2009-10 season.

LONGEST SHUTOUT STREAK:

227:57 November 27 – December 5, 2004. Hartford shut out Wilkes-Barre/Scranton for the final 4:22 on November 27 at Hartford, Providence for 60:00 on November 28 at Hartford, Lowell for 65:00 on December 3 at Hartford, Worcester for 60:00 on December 4 at Worcester, and Manchester for the first 38:35 on December 5 at Manchester.

LONGEST STREAK WITHOUT SCORING:

212:48 November 1 – November 11, 2015. Hartford was shut out for the final 22:13 on November 1 vs. Rochester, for 60:00 on November 4 vs. Toronto, for 60:00 on November 7 vs. Albany, for 60:00 on November 8 at Bridgeport, and for 10:35 on November 11 at Portland before scoring at 10:36 of the first period.

MOST CONSECUTIVE GOALS SCORED:

12 March 19 - March 29, 2000. Hartford scored the final two goals on Mar. 19 at Portland, all four goals on Mar. 24 at Philadelphia, all four goals on Mar. 25 vs. Worcester, and the first two goals on Mar. 29 vs. Providence.

MOST CONSECUTIVE GOALS SCORED, ONE GAME:

10 March 29, 2008 vs. Springfield. Hartford scored the last 10 goals in a 10-1 win.

MOST CONSECUTIVE GOALS ALLOWED:

13 December 27 – December 31, 2003. Hartford allowed the final two goals on December 27 vs. Bridgeport, all four goals on December 28 at Manchester, all four goals on December 30 at Worcester and the first three goals on December 31 vs. Springfield.

Hartford Wolf Pack/Connecticut Whale Regular Season Records (cont.)

MOST CONSECUTIVE GOALS ALLOWED, ONE GAME:

8 October 22, 2000 at Worcester. Hartford allowed the first eight goals in an 8-2 loss.

MOST GOALS SCORED, TWO CONSECUTIVE GAMES:

14 March 3 - March 4, 2001. Won 8-4 vs. Springfield and 6-4 at Springfield.
December 15 - December 18, 2002. Lost 7-4 at Providence and won 10-6 vs. Utah.
March 31 - April 1, 2006. Won 9-3 at Springfield and 5-3 vs. Springfield.
March 29 - March 30, 2008. Won 10-1 vs. Springfield and 4-3 in a shootout at Bridgeport.

MOST GOALS ALLOWED, TWO CONSECUTIVE GAMES:

14 January 1 - January 2, 2000. Lost 7-2 at Springfield and 7-5 vs. Portland.
December 6 - December 11, 2009. Lost 9-2 at Hershey and 5-2 vs. Portland.
February 15 - February 17, 2010. Lost 7-4 at Portland and 7-3 vs. Norfolk.
March 5 - March 10, 2017. Lost 6-3 vs. Wilkes-Barre/Scranton and 8-1 at Wilkes-Barre/Scranton.

MOST GOALS SCORED, THREE CONSECUTIVE GAMES:

21 March 26 - March 29, 2008. Won 8-2 at Lowell, 3-2 vs. Worcester and 10-1 vs. Springfield.

MOST GOALS ALLOWED, THREE CONSECUTIVE GAMES:

20 December 4 - December 6, 2009. Lost 7-1 at Manchester, 4-1 at Wilkes-Barre/Scranton and 9-2 at Hershey.
February 12 - February 15, 2010. Lost 7-1 at Providence, 6-4 vs. Bridgeport and 7-4 at Portland.
February 13 - February 17, 2010. Lost 6-4 vs. Bridgeport, 7-4 at Portland and 7-3 vs. Norfolk.

MOST GOALS SCORED, FOUR CONSECUTIVE GAMES:

25 March 26 - March 30, 2008. Won 8-2 at Lowell, 3-2 vs. Worcester, 10-1 vs. Springfield and 4-3 (SO) at Bridgeport.

MOST GOALS ALLOWED, FOUR CONSECUTIVE GAMES:

27 February 12 - February 17, 2010. Lost 7-1 at Providence, 6-4 vs. Bridgeport, 7-4 at Portland and 7-3 vs. Norfolk

MOST CONSECUTIVE GAMES WITH A POWER-PLAY GOAL:

10 January 1 - January 22, 2005. Hartford scored 16 goals in 57 opportunities (28.1%) during the streak.

MOST CONSECUTIVE GAMES ALLOWING A POWER-PLAY GOAL:

15 February 19 - March 22, 2006. Opponents scored 25 goals in 97 opportunities (25.8%) during the streak.
October 11 - November 19, 2008. Opponents scored 20 goals in 96 opportunities (20.8%) during the streak.

MOST CONSECUTIVE UNSUCCESSFUL POWER-PLAY OPPORTUNITIES:

32 December 14, 2014 - January 3, 2015. Hartford was unsuccessful on their last three power plays on December 14 at Bridgeport, 0-for-6 on December 19 vs. Syracuse, 0-for-4 on December 20 vs. Lehigh Valley, 0-for-5 on December 26 vs. Springfield, 0-for-2 on December 27 vs. Portland, 0-for-3 on December 31 at Portland, 0-for-6 on January 2 vs. St. John's, and was unsuccessful on their first three power plays January 3 vs. St. John's.

MOST CONSECUTIVE SUCCESSFUL PENALTY KILLS:

36 November 28 - December 17, 1997. Hartford was 5-for-5 on November 28 at Rochester, 7-for-7 on December 3 vs. Springfield, 6-for-6 on December 5 at Springfield, 5-for-5 on December 6 vs. Philadelphia, 5-for-5 on December 10 vs. New Haven, 5-for-5 on December 13 vs. Providence, and successful on their first three opportunities on December 17 vs. Springfield.

February 6 - February 25, 2004. Hartford killed its last two penalties on February 6 at Providence, was 7-for-7 on February 7 at Springfield, 5-for-5 on February 13 vs. Philadelphia, 2-for-2 on February 14 vs. San Antonio, 8-for-8 on February 18 at Springfield, 5-for-5 on February 20 vs. Bridgeport and 5-for-5 on February 21 vs. Worcester, and killed its first two penalties on February 25 vs. Bridgeport.

November 20 - December 5, 2004. Hartford killed its last three penalties on November 20 at Springfield, was 5-for-5 on November 24 at Wilkes-Barre/Scranton, 5-for-5 on November 26 at Bridgeport, 3-for-3 on November 27 vs. Wilkes-Barre/Scranton, 5-for-5 on November 28 vs. Providence, 6-for-6 on December 3 vs. Lowell and 6-for-6 on December 4 at Worcester, and killed its first three penalties on December 5 at Manchester.

Team Records, Single Game

MOST GOALS:

10 December 18, 2002 vs. Utah (10-6 win).
March 29, 2008 vs. Springfield (10-1 win).

MOST GOALS ALLOWED:

10 November 4, 2012 vs. Springfield (10-2 loss).

MOST GOALS, BOTH TEAMS:

16 December 18, 2002 vs. Utah (10-6 win).

MOST ASSISTS:

18 March 29, 2008 vs. Springfield (10-1 win).

MOST ASSISTS ALLOWED:

18 February 9, 2011 at Toronto (9-2 loss).



Alexandre Giroux

Hartford Wolf Pack/Connecticut Whale Regular Season Records (cont.)

MOST ASSISTS, BOTH TEAMS:

26 October 25, 2002 at Manchester (Hartford had 11 assists, Manchester had 15).

MOST POINTS:

28 March 29, 2008 vs. Springfield (10g, 18a).

MOST POINTS ALLOWED:

27 February 9, 2011 at Toronto (9-2 loss, 9g, 18a).

MOST POINTS, BOTH TEAMS:

41 October 25, 2002 at Manchester (Hartford had 7g, 11a; Manchester had 8g, 15a).
December 18, 2002 vs. Utah (Hartford had 10g, 13a; Utah had 6g, 12a).

MOST SHOTS ON GOAL:

Tot: 62 March 15, 2000 at Albany (2-1 OT win).

Reg: 60 January 5, 2007 vs. Manchester (3-2 OT loss).

MOST SHOTS ON GOAL ALLOWED:

Tot/Reg: 53 October 29, 2005 vs. Bridgeport (3-2 win).

MOST SHOTS ON GOAL, BOTH TEAMS:

Tot: 97 December 16, 2001 vs. St. John's (4-4 tie - Hartford took 53 shots, St. John's took 44).

Reg: 89 December 16, 2001 vs. St. John's (4-4 tie - Hartford took 48 shots, St. John's took 41).
February 24, 2006 vs. Springfield (4-3 win - Hartford took 58 shots, Springfield took 31).

FEWEST SHOTS ON GOAL:

12 February 17, 2015 at Portland (3-2 loss).

FEWEST SHOTS ON GOAL ALLOWED:

13 March 7, 2008 at Houston (1-0 loss).
November 19, 2010 at Springfield (5-2 win).
March 15, 2015 at Wilkes-Barre/Scranton (5-2 win).

FEWEST SHOTS ON GOAL, BOTH TEAMS:

36 March 7, 2008 at Houston (1-0 loss – Hartford took 23 shots, Houston took 13).

MOST PENALTY MINUTES:

166 February 4, 2005 at Providence (3-0 loss).

MOST PENALTY MINUTES BY OPPONENT:

138 February 4, 2005 at Providence (3-0 loss).

MOST PENALTY MINUTES, BOTH TEAMS:

304 February 4, 2005 at Providence (3-0 loss - Hartford was assessed 166 penalty minutes, Providence was assessed 138).

FEWEST PENALTY MINUTES:

2 February 26, 2000 vs. St. John's (4-2 loss).
April 17, 2005 vs. Springfield (3-1 loss).
February 18, 2007 at Providence (4-1 win).
December 30, 2007 at Manchester (5-2 win).
April 6, 2008 vs. Lowell (3-2 win).
March 6, 2010 at Hamilton (3-2 shootout loss).
March 25, 2011 vs. Charlotte (3-2 shootout win).
April 10, 2011 vs. Norfolk (6-3 loss).
December 8, 2012 at Manchester (9-2 loss).
October 31, 2015 vs. Providence (2-1 overtime win).
December 27, 2015 at Rochester (1-0 win).
January 3, 2016 vs. Wilkes-Barre/Scranton (3-2 loss).
January 8, 2016 vs. Springfield (3-2 loss).
January 24, 2016 vs. Portland (4-1 win).
February 6, 2016 at Albany (3-0 loss).
February 24, 2016 vs. Portland (1-0 loss).
April 16, 2016 at St. John's (2-1 loss).
January 5, 2019 vs. Lehigh Valley (3-1 win).
February 5, 2019 vs. Bridgeport (3-2 shootout loss).
November 8, 2019 vs. Hershey (2-1 win).
January 8, 2020 at Hershey (2-1 win).
January 18, 2020 vs. Hershey (5-4 OTL).
January 25, 2020 vs. Lehigh Valley (4-2 win).
October 29, 2021 vs. Wilkes-Barre/Scranton (4-3 shootout win).
November 13, 2021 at Providence (2-1 overtime win).
January 2, 2022 vs. Rochester (4-3 loss).

FEWEST PENALTY MINUTES BY OPPONENT:

0 February 6, 2011 vs. Portland (3-2 loss).
January 10, 2016 vs. Albany (4-3 overtime win).



Brodie Dupont

Hartford Wolf Pack/Connecticut Whale Regular Season Records (cont.)

FEWEST PENALTY MINUTES, BOTH TEAMS:

- 4 November 6, 2009 at Providence (5-3 win – both teams were assessed two penalty minutes).
- March 6, 2010 at Hamilton (3-2 shootout loss – both teams were assessed two penalty minutes).
- January 8, 2016 vs. Springfield (3-2 loss – both teams were assessed two penalty minutes).
- January 10, 2016 vs. Albany (4-3 overtime win – Hartford was assessed four penalty minutes, Albany none).
- January 5, 2019 vs. Lehigh Valley (3-1 win – both teams were assessed two penalty minutes).
- January 18, 2020 vs. Hershey (5-4 overtime loss – two PIM's per team)
- January 25, 2020 vs. Lehigh Valley (4-2 win – two PIM's per team)
- January 2, 2022 vs. Rochester (4-3 loss – two PIM's per team)

MOST POWER-PLAY GOALS:

- 5 November 11, 2006 vs. San Antonio (9-3 win).
- February 8, 2008 at Providence (7-5 win).
- December 3, 2011 at Springfield (6-3 win).

MOST POWER-PLAY GOALS ALLOWED:

- 5 Nov 20, 2005 at Portland (5-3 loss).

MOST POWER-PLAY GOALS, BOTH TEAMS:

- 7 October 7, 2000 vs. Providence (9-4 loss - Hartford scored three power-play goals, Providence scored four).
- February 25, 2006 vs. Albany (5-4 win - Hartford scored three power-play goals, Albany scored four).
- February 26, 2006 at Lowell (6-5 overtime win - Hartford scored four power-play goals, Lowell scored three).
- February 8, 2008 at Providence (7-5 win - Hartford scored five power-play goals, Providence scored two).

MOST POWER-PLAY OPPORTUNITIES:

- 13 December 5, 1997 at Springfield (3-1 win - Hartford scored one goal in 13 chances).
- November 11, 2006 vs. San Antonio (9-3 win – Hartford scored five goals in 13 chances).

MOST TIMES SHORTHANDED:

- 14 March 6, 1999 vs. Philadelphia (5-3 loss - Philadelphia scored three goals in 14 chances).

MOST POWER-PLAY OPPORTUNITIES, BOTH TEAMS:

- 22 October 20, 2006 at Bridgeport (2-1 shootout win - Hartford was 1-for-12, Bridgeport was 0-for-10).

FEWEST POWER-PLAY OPPORTUNITIES:

- 0 November 17, 2007 at Lowell (3-2 win).
- February 6, 2011 vs. Portland (3-2 loss).
- March 8, 2013 at Binghamton (3-0 loss).
- January 10, 2016 vs. Albany (4-3 overtime win).
- November 16, 2016 vs. Springfield (3-2 shootout win).
- February 19, 2022 vs. Providence (3-1 loss)

FEWEST TIMES SHORTHANDED:

- 0 March 5, 2005 at San Antonio (2-0 win).
- December 15, 2017 vs. Wilkes-Barre/Scranton (7-3 win)

FEWEST POWER-PLAY OPPORTUNITIES, BOTH TEAMS:

- 1 March 5, 2005 at San Antonio (2-0 win - Hartford was 0-for-1, San Antonio was 0-for-0).

MOST SHORTHANDED GOALS:

- 3 April 3, 2009 at Providence (6-0 win).

MOST SHORTHANDED GOALS ALLOWED:

- 2 April 1, 1998 vs. Albany (5-2 loss). *same penalty*
- April 9, 1999 at Providence (5-4 loss).
- October 22, 2000 at Worcester (8-2 loss). *same penalty*
- November 13, 2005 vs. Wilkes-Barre/Scranton (5-4 loss).
- October 27, 2006 at Norfolk (3-1 loss).
- March 17, 2007 at Springfield (5-2 loss).
- December 6, 2009 at Hershey (9-2 loss).
- October 20, 2012 at Norfolk (6-3 loss).
- April 13, 2013 at Adirondack (4-3 overtime loss).
- October 17, 2018 at Laval (5-2 loss).
- February 8, 2019 vs. Syracuse (6-0 loss). *same penalty*
- December 18, 2021 at Springfield (6-4 loss)

MOST SHORTHANDED GOALS, BOTH TEAMS:

- 3 October 26, 2000 vs. Kentucky (3-1 win – Hartford scored two shorthanded goals, Kentucky scored one).
- November 23, 2002 vs. Springfield (9-4 win - Hartford scored two shorthanded goals, Springfield scored one).
- December 18, 2002 vs. Utah (10-6 win - Hartford scored two shorthanded goals, Utah scored one).
- April 3, 2009 at Providence (6-0 win – Hartford scored three shorthanded goals).
- December 6, 2009 at Hershey (9-2 loss – Hershey scored two shorthanded goals, Hartford scored one).

MOST SPECIAL-TEAMS GOALS:

- 5 November 11, 2006 vs. San Antonio (9-3 win – Hartford scored five power-play goals).
- February 8, 2008 at Providence (7-5 win - Hartford scored five power-play goals).
- October 10, 2009 vs. Springfield (7-3 win – Hartford scored four power-play goals and one shorthanded goal).



Mike Mottau



Mike York

Hartford Wolf Pack/Connecticut Whale Regular Season Records (cont.)

MOST SPECIAL-TEAMS GOALS ALLOWED:

- 5 March 18, 1998 vs. Worcester (6-5 loss - Worcester scored four power-play goals and one shorthanded goal).
April 10, 1999 at Worcester (6-3 loss - Worcester scored four power-play goals and one shorthanded goal).
October 25, 2002 at Manchester (8-7 loss - Manchester scored four power-play goals and one shorthanded goal).
November 20, 2005 at Portland (5-3 loss - Portland scored five power-play goals).
December 6, 2009 at Hershey (9-2 loss - Hershey scored three power-play goals and two shorthanded goals).
October 20, 2012 at Norfolk (6-3 loss - Norfolk scored three power-play goals and two shorthanded goals).

MOST SPECIAL-TEAMS GOALS, BOTH TEAMS:

- 8 January 30, 2015 vs. Bridgeport (8-6 win - both teams: three power-play goals, one shorthanded goal).

MOST UNASSISTED GOALS:

- 3 March 1, 2003 vs. Binghamton (5-1 win). Billy Tibbetts, Nils Ekman and John Tripp scored unassisted goals.
October 31, 2003 vs. Providence (5-2 win). Richard Scott (twice) and Layne Ulmer scored unassisted goals.
November 5, 2021 vs. Bridgeport (7-4 win). Ty Ronning (twice) and Alex Whelan scored unassisted goals.

MOST UNASSISTED GOALS ALLOWED:

- 3 October 7, 2000 vs. Providence (9-4 loss). Eric Manlow, Lee Goren, and Ivan Huml scored unassisted goals.
November 11, 2015 at Portland (6-2 loss). Wade Megan, Kyle Rau and Logan Shaw scored unassisted goals.

MOST UNASSISTED GOALS, BOTH TEAMS:

- 3 October 7, 2000 vs. Providence (9-4 loss - Providence scored three unassisted goals).
December 22, 2001 vs. Bridgeport (4-2 win - Hartford scored two unassisted goals and Bridgeport scored one).
March 1, 2003 vs. Binghamton (5-1 win - Hartford scored three unassisted goals).
March 12, 2003 vs. Portland (5-1 win - Hartford scored two unassisted goals and Portland scored one).
October 31, 2003 vs. Providence (5-2 win - Hartford scored three unassisted goals).
January 9, 2010 at Albany (3-1 loss - Albany scored two unassisted goals and Hartford scored one).
November 11, 2015 at Portland (6-2 loss - Portland scored three unassisted goals).
November 4, 2016 vs. Bridgeport (5-4 overtime loss - Bridgeport scored two unassisted goals and Hartford scored one).
April 7, 2017 vs. Springfield (4-3 win - Springfield scored two unassisted goals and Hartford scored one).
April 14, 2017 at Utica (5-4 loss - Hartford scored two unassisted goals and Utica scored one).
April 12, 2019 vs. Hershey (6-3 loss - Hershey scored two unassisted goals and Hartford scored one).
November 5, 2021 vs. Bridgeport (7-4 win - Hartford scored three unassisted goals)

MOST EMPTY-NET GOALS:

- 2 December 4, 1999 at St. John's (6-3 win).
March 22, 2008 at Springfield (4-1 win).
October 13, 2017 vs. Toronto (5-2 win).
January 15, 2022 vs. Laval (4-0 win).

MOST EMPTY-NET GOALS ALLOWED:

- 2 April 1, 1998 vs. Albany (5-2 loss).
March 10, 2018 at Charlotte (7-3 loss).
December 7, 2018 vs. Charlotte (7-4 loss).
February 8, 2019 vs. Syracuse (6-0 loss).
April 7, 2022 at Charlotte (4-1 loss).

MOST SAVES:

- Tot: 51** October 29, 2005 vs. Bridgeport (3-2 win).
Reg: 51 October 29, 2005 vs. Bridgeport (3-2 win).

MOST SAVES BY OPPONENT:

- Tot: 60** March 15, 2000 at Albany (2-1 OT win - Frederic Henry).
Reg: 58 January 5, 2007 vs. Manchester (3-2 OT loss - Jason LaBarbera).

LARGEST MARGIN OF VICTORY:

- 9 March 29, 2008 vs. Springfield (10-1 win).

LARGEST MARGIN OF DEFEAT:

- 8 November 4, 2012 vs. Springfield (10-2 loss).

LARGEST HOME ATTENDANCE, WEEKEND GAME:

- 21,673** February 19, 2011 (Saturday) vs. Providence (Rentschler Field).
14,115 January 24, 1998 (Saturday) vs. Springfield.

LARGEST HOME ATTENDANCE, WEEKDAY GAME:

- 9,391** December 29, 1998 (Tuesday) vs. Rochester.

LARGEST ROAD ATTENDANCE:

- 18,907** November 20, 1998 at Philadelphia (First Union Center).



Mat Bodie

Hartford Wolf Pack/Connecticut Whale Regular Season Records (cont.)

FASTEST GOAL FROM START OF PERIOD:

- 1st :09** Nigel Dawes, April 15, 2007 at Portland.
- 2nd :10** Garth Murray, April 3, 2005 at Lowell.
- 3rd :11** Calle Andersson, March 20, 2016 at Springfield.
Boo Nieves, October 14, 2017 at Springfield.
- OT :10** Jason Dawe, March 17, 2002 at Providence.

FASTEST GOAL AGAINST FROM START OF PERIOD:

- 1st :08** Nate Thompson, Providence, April 4, 2008 at Providence.
- 2nd :08** Colton Gillies, Bridgeport, December 14, 2014 at Bridgeport.
- 3rd :10** Andrew Ebbett, Wilkes-Barre/Scranton, March 22, 2015 at Hartford.
Dominik Uher, Wilkes-Barre/Scranton, April 1, 2015 at Wilkes-Barre/Scranton.
- OT :12** Rob Hisey, Springfield, February 26, 2010 at Hartford.

FASTEST TWO GOALS BY WHALE/WOLF PACK:

- :08** January 5, 2002 at Albany. Benoit Dusablon at 12:57 and 13:05 of the second period. Albany won, 6-5.

FASTEST TWO GOALS BY OPPONENT:

- :06** March 23, 2007 vs. Worcester. Tom Cavanagh at 18:07 and Lukas Kaspar at 18:13 of the second period. Worcester won, 5-2.
March 6, 2015 at Worcester. Daniil Tarasov at 16:47 and Micheal Haley at 16:53 of the second period. Worcester won, 5-2.
March 26, 2017 vs. Providence. Chris Porter at 2:33 and Tyler Randell at 2:39 of the second period. Providence won, 5-2.

FASTEST TWO GOALS, BOTH TEAMS:

- :06** March 23, 2007 vs. Worcester. Tom Cavanagh (W) at 18:07 and Lukas Kaspar (W) at 18:13 of the second period. Worcester won, 5-2.
March 6, 2015 at Worcester. Daniil Tarasov (W) at 16:47 and Micheal Haley (W) at 16:53 of the second period. Worcester won, 5-2.
March 26, 2017 vs. Providence. Chris Porter (P) at 2:33 and Tyler Randell (P) at 2:39 of the second period. Providence won, 5-2.
- :07** December 7, 2016 vs. Toronto. Kasperi Kapanen (T) at 14:24 and Michael Joly (H) at 14:31 of the second period. Toronto won, 5-3.
January 20, 2017 vs. Toronto. Boo Nieves (H) at 6:55 and Brett Findlay (T) at 7:02 of the second period. Toronto won, 7-4.

FASTEST TWO GOALS FROM START OF GAME, BOTH TEAMS:

- :27** February 4, 2001 at Cincinnati. Antti Aalto (C) at :12 and Derek Armstrong (H) at :27. Cincinnati won, 5-2.

FASTEST THREE GOALS BY WHALE/WOLF PACK:

- 1:19** April 9, 2016 at Springfield. Chris Brown at 13:31, Daniel Paille at 13:56 and Nick Tarnasky at 14:50 of the second period. Hartford won, 6-2.

FASTEST THREE GOALS BY OPPONENT:

- 1:08** January 7, 2011 at Norfolk. Mike Vernace at 11:22, Mike Angelidis at 11:45 and Chris Durno at 12:30 of the third period. Norfolk won, 5-2.

FASTEST THREE GOALS, BOTH TEAMS:

- :26** November 14, 1998 vs. Worcester. Tyler Willis (W) at 9:50, Jeremiah McCarthy (W) at 10:06, and Todd Hall (H) at 10:16 of the third period. Hartford won, 6-3.

FASTEST FOUR GOALS BY WHALE/WOLF PACK:

- 3:02** November 23, 2005 vs. Albany. Thomas Pöck at 5:58 and 7:15, Dwight Helminen at 7:41 and Nigel Dawes at 9:00 of the second period. Hartford won, 7-2.

FASTEST FOUR GOALS BY OPPONENT:

- 2:38** March 13, 1999 vs. Saint John. Martin St. Louis at 15:39, Chris Clark at 16:28, Sergei Varlamov at 17:32, and Greg Pankewicz at 18:17 of the third period. Saint John won, 7-5.

FASTEST FOUR GOALS, BOTH TEAMS:

- 1:30** February 23, 2018 vs. Hershey. Joe Whitney (Hershey) at 17:57, Scott Kosmachuk (Hartford) at 18:23, Nathan Walker (Hershey) at 18:32 and Jeremy Langlois (Hershey) at 19:27 of the third period. Hershey won, 4-2.

FASTEST FIVE GOALS BY WHALE/WOLF PACK:

- 4:52** February 8, 2008 at Providence. Andrew Hutchinson at 1:29 and 1:59, Dane Byers at 3:12 and 5:06 and Hutchinson at 6:21 of the second period. Hartford won, 7-5.

FASTEST FIVE GOALS BY OPPONENT:

- 4:10** March 13, 1999 vs. Saint John. Martin St. Louis at 15:39, Chris Clark at 16:28, Sergei Varlamov at 17:32, Greg Pankewicz at 18:17, and Eric Landry at 19:49 of the third period. Saint John won, 7-5.

FASTEST FIVE GOALS, BOTH TEAMS:

- 4:10** March 13, 1999 vs. Saint John. Martin St. Louis (S) at 15:39, Chris Clark (S) at 16:28, Sergei Varlamov (S) at 17:32, Greg Pankewicz (S) at 18:17, and Eric Landry (S) at 19:49 of the third period. Saint John won, 7-5.
- 4:22** December 12, 2014 vs. Worcester. Daniil Tarasov (W) at 9:43, Adam Burish (W) at 10:00, Michael Kostka (H) at 10:19, Chris Bourque (H) at 13:35 and Micheal Haley (W) at 14:05 of the second period. Hartford won, 5-3.

FASTEST SIX GOALS BY WHALE/WOLF PACK:

- 13:09** March 29, 2008 vs. Springfield. Dane Byers at 9:54, Hugh Jessiman at 10:28, Mike Ouellette at 12:37, Mike Taylor at 17:08 and Andrew Hutchinson at 18:48 of the second period; Taylor at 3:03 of the third period. Hartford won, 10-1.

Hartford Wolf Pack/Connecticut Whale Regular Season Records (cont.)

FASTEST SIX GOALS BY OPPONENT:

14:37 February 9, 2011 at Toronto. Marcel Mueller at 10:22, Ryan Hamilton at 10:53, Jeff Cowan at 14:43 and Simon Gysbers at 16:26 of the first period; Alex Foster at 1:19 and 4:59 of the second period. Toronto won, 9-2.

FASTEST SIX GOALS, BOTH TEAMS:

6:41 January 8, 2005 at Springfield. Ryan Craig (S) at 12:18, Nick Tarnasky (S) at 14:31, Jason Jaspers (S) at 17:14, Jozef Balej (H) at 18:12, Ryan Craig (S) at 18:25 and Alex Giroux (H) at 18:59 of the third period. Springfield won, 4-3.

FASTEST SEVEN GOALS BY WHALE/WOLF PACK:

17:44 March 29, 2008 vs. Springfield. Dane Byers at 9:54, Hugh Jessiman at 10:28, Mike Ouellette at 12:37, Mike Taylor at 17:08 and Andrew Hutchinson at 18:48 of the second period; Taylor at 3:03 and Josh Gratton at 7:38 of the third period. Hartford won, 10-1.

FASTEST SEVEN GOALS BY OPPONENT:

20:51 February 9, 2011 at Toronto. Nazem Kadri at 4:08, Marcel Mueller at 10:22, Ryan Hamilton at 10:53, Jeff Cowan at 14:43 and Simon Gysbers at 16:26 of the first period; Alex Foster at 1:19 and 4:59 of the second period. Toronto won, 9-2.

FASTEST SEVEN GOALS, BOTH TEAMS:

12:33 January 30, 2005 at Bridgeport. Craig Weller (H) at 8:23, Chad Wiseman (H) at 8:37, Jeff Hamilton (H) at 10:24, Blaine Down (B) at 12:10, Chris Campoli (B) at 14:44 and Sean Bergenheim (B) at 16:29 of the first period, and Rob Collins (B) at 0:56 of the second period.

FASTEST EIGHT GOALS BY WHALE/WOLF PACK:

29:44 March 29, 2008 vs. Springfield. Dane Byers at 9:54, Hugh Jessiman at 10:28, Mike Ouellette at 12:37, Mike Taylor at 17:08 and Andrew Hutchinson at 18:48 of the second period; Taylor at 3:03, Josh Gratton at 7:38 and Artem Anisimov at 19:38 of the third period. Hartford won, 10-1.

FASTEST EIGHT GOALS BY OPPONENT:

25:49 December 6, 2009 at Hershey. Andrew Gordon at 12:22 and Andrew Joudrey at 15:26 of the first period; Gordon at 0:50, Kyle Wilson at 2:47, Michael Dubuc at 4:51, Chris Bourque at 15:23, Steve Pinizzotto at 16:46 and Pinizzotto at 18:11 of the second period. Hershey won, 9-2.

FASTEST EIGHT GOALS, BOTH TEAMS:

18:38 February 23, 2002 vs. Wilkes-Barre/Scranton. Jason Dawe (H) at 0:40, Rico Fata (H) at 1:44, Tom Kostopoulos (W) at 5:15, Peter Ratchuk (W) at 7:16, Boyd Kane (H) at 10:54, Jason MacDonald (W) at 12:04, Brad Smyth (H) at 18:26, and Tomas Surovy (W) at 19:18 of the first period.

Hartford won, 6-5.

Team Records, Single Period

MOST GOALS:

7 April 10, 2010 vs. Springfield (7-5 win, second period).

MOST GOALS ALLOWED:

6 December 6, 2009 at Hershey (9-2 loss, second period).

MOST GOALS, BOTH TEAMS:

8 February 23, 2002 vs. Wilkes-Barre/Scranton (6-5 win, first period - both teams scored four goals).
April 10, 2010 vs. Springfield (7-5 win, second period – Hartford scored seven goals, Springfield scored one).

MOST ASSISTS:

14 April 10, 2010 vs. Springfield (7-5 win, second period).

MOST ASSISTS ALLOWED:

10 March 17, 2000 vs. Hershey (6-3 loss, second period).
January 5, 2002 at Albany (6-5 loss, first period).
December 6, 2009 at Hershey (9-2 loss, second period).
February 9, 2011 at Toronto (9-2 loss, first period).
December 5, 2014 at Syracuse (6-5 loss, first period).
March 22, 2015 at Albany (5-3 loss, third period).

MOST ASSISTS, BOTH TEAMS:

16 April 10, 2010 vs. Springfield (7-5 win, second period – Hartford had 14 assists, Springfield had two).

MOST POINTS:

21 April 10, 2010 vs. Springfield (7-5 win, second period – 7g, 14a).

MOST POINTS ALLOWED:

16 December 6, 2009 at Hershey (9-2 loss, second period – 6g, 10a).

MOST POINTS, BOTH TEAMS:

24 April 10, 2010 vs. Springfield (7-5 win, second period – Hartford had 7g, 14a; Springfield had 1g, 2a).



David Urquhart

Hartford Wolf Pack/Connecticut Whale Regular Season Records (cont.)

MOST SHOTS ON GOAL:

30 January 5, 2007 vs. Manchester (3-2 overtime loss, third period).

FEWEST SHOTS ON GOAL:

1 January 27, 1999 vs. Springfield (8-5 win, second period).
December 23, 2002 at Bridgeport (3-1 loss, first period).
November 27, 2009 vs. Portland (4-3 overtime win, second period).
March 11, 2017 at Springfield (5-2 loss, third period)

MOST SHOTS ON GOAL ALLOWED:

28 February 8, 2008 at Providence (7-5 win, third period).

FEWEST SHOTS ON GOAL ALLOWED:

1 December 12, 1998 at Springfield (1-1 tie, first period).
March 19, 2003 at Albany (1-1 tie, third period).
October 16, 2004 vs. Philadelphia (2-1 win, first period).
December 28 at Worcester (4-3 loss, third period).
April 9, 2011 vs. Bridgeport (4-3 loss, third period).
February 1, 2014 vs. Albany (4-3 shootout win, third period).
March 2, 2018 at Springfield (5-4 overtime loss, third period).

MOST SHOTS ON GOAL, BOTH TEAMS:

40 November 8, 1997 vs. Springfield (6-2 win - second period – Hartford took 15 shots, Springfield took 25).

FEWEST SHOTS ON GOAL, BOTH TEAMS:

6 December 12, 1998 at Springfield (1-1 tie - first period – Hartford took five shots, Springfield took one).

MOST SHOTS ON GOAL, OVERTIME:

13 January 11, 2006 at Bridgeport (4-3 shootout win).

MOST SHOTS ON GOAL ALLOWED, OVERTIME:

8 February 2, 2018 at Providence (2-1 loss).

MOST SHOTS ON GOAL, BOTH TEAMS, OVERTIME:

14 January 11, 2006 at Bridgeport (4-3 shootout win – Hartford took 13 shots, Bridgeport took one).
November 9, 2018 at Utica (4-3 shootout loss – Hartford took ten shots, Utica took four)

MOST POWER-PLAY GOALS:

5 February 8, 2008 at Providence (7-5 win, second period).
December 3, 2011 at Springfield (6-3 win, third period).

MOST POWER-PLAY GOALS ALLOWED:

4 February 25, 2006 vs. Albany (5-4 win, first period).

MOST POWER-PLAY GOALS, BOTH TEAMS:

5 February 25, 2006 vs. Albany (5-4 win, first period - Hartford scored one power-play goal, Albany scored four).
February 8, 2008 at Providence (7-5 win, second period – Hartford scored five power-play goals).
December 3, 2011 at Springfield (6-3 win, third period – Connecticut scored five power-play goals).

MOST SHORTHANDED GOALS:

2 October 10, 1997 at Philadelphia (5-2 win, first period).
November 9, 2002 vs. Bridgeport (6-2 win, second period).
December 18, 2002 vs. Utah (10-6 win, third period).
January 4, 2004 vs. Norfolk (5-2 win, first period).
February 25, 2009 at Wilkes-Barre/Scranton (5-1 win, third period).
April 3, 2009 at Providence (6-0 win, first period).
January 16, 2011 vs. Wilkes-Barre/Scranton (6-3 win, first period).
December 12, 2015 vs. Bridgeport (4-2 win, third period.)

MOST SHORTHANDED GOALS ALLOWED:

2 April 1, 1998 vs. Albany (5-2 loss, third period).
October 22, 2000 at Worcester (8-2 loss, third period).
February 8, 2019 vs. Syracuse (6-0 loss, third period).



Kelsey Tessier



Bobby Andrews



Christian Dube

Hartford Wolf Pack/Connecticut Whale Regular Season Records (cont.)

MOST SHORTHANDED GOALS, BOTH TEAMS:

- 2 October 10, 1997 at Philadelphia (5-2 win, first period - Hartford scored both shorthanded goals).
April 1, 1998 vs. Albany (5-2 loss, third period - Albany scored both shorthanded goals).
January 23, 2000 vs. Hamilton (6-2 loss, second period - Each team scored one shorthanded goal).
October 22, 2000 at Worcester (8-2 loss, third period - Worcester scored both shorthanded goals).
October 26, 2000 vs. Kentucky (3-1 win, first period - Each team scored one shorthanded goal).
October 28, 2000 vs. Lowell (7-1 win, third period - Each team scored one shorthanded goal).
November 9, 2002 vs. Bridgeport (6-2 win, second period - Hartford scored both shorthanded goals).
December 18, 2002 vs. Utah (10-6 win, third period - Hartford scored both shorthanded goals).
January 4, 2004 vs. Norfolk (5-2 win, first period - Hartford scored both shorthanded goals).
January 22, 2006 vs. Lowell (3-2 loss, third period - Each team scored one shorthanded goal).
March 8, 2006 vs. Portland (5-1 loss, second period - Each team scored one shorthanded goal).
January 17, 2007 vs. Providence (3-2 loss, first period - Each team scored one shorthanded goal).
December 12, 2007 vs. Houston (6-1 loss, third period - Each team scored one shorthanded goal).
February 25, 2009 at Wilkes-Barre/Scranton (5-1 win, third period - Hartford scored both shorthanded goals).
April 3, 2009 at Providence (6-0 win, first period - Hartford scored both shorthanded goals).
December 6, 2009 at Hershey (9-2 loss, second period - Each team scored one shorthanded goal).
January 16, 2011 vs. Wilkes-Barre/Scranton (6-3 win, first period - Connecticut scored both shorthanded goals).
March 13, 2011 at Worcester (5-4 loss, second period - Each team scored one shorthanded goal).
December 12, 2015 vs. Bridgeport (4-2 win, third period - Hartford scored both shorthanded goals).
December 10, 2017 vs. Springfield (5-3 win, second period - Each team scored one shorthanded goal).
February 8, 2019 vs. Syracuse (6-0 loss, third period - Syracuse scored both shorthanded goals).



Al Montoya

MOST SAVES:

- 25 February 8, 2008 at Providence (7-5 win, third period - Al Montoya).

MOST SAVES BY OPPONENT:

- 29 January 5, 2007 vs. Manchester (3-2 overtime loss, third period - Jason LaBarbera).

Individual Streaks

MOST CONSECUTIVE GAMES PLAYED, REGULAR SEASON:

- 174 Ken Gernander, November 5, 1999 to December 12, 2001. Missed the game on December 14 due to injury.

MOST CONSECUTIVE GAMES PLAYED, INCLUDING PLAYOFFS:

- 174 Ken Gernander, November 5, 1999 to April 13, 2001. Missed the game on April 14 due to injury.

LONGEST GOAL-SCORING STREAK:

- 9 Jonny Brodzinski, December 18 - February 12, 2022. Scored 9 goals during the streak.
8 Ryan Callahan, November 22 - December 15, 2006. Scored 10 goals during the streak.

LONGEST ASSIST-SCORING STREAK:

- 12 Christian Dube, November 16 - December 17, 1997. Recorded 14 assists during the streak.

LONGEST POINT-SCORING STREAK:

- 17 Christian Dube, November 7 - December 17, 1997. Had 4+18=22 points during the streak.

MOST CONSECUTIVE GAMES PLAYED, GOALTENDER:

- 18 J-F. Labbe, January 23, 1999 - March 5, 1999. Was 7-9-1 (1 ND) during the streak.

MOST CONSECUTIVE GAMES STARTED, GOALTENDER:

- 18 J-F. Labbe, January 23, 1999 - March 5, 1999. Was 7-9-1 (1 ND) during the streak.

MOST CONSECUTIVE MINUTES PLAYED, GOALTENDER:

- 613:18 Matt Zaba, February 18 - March 7, 2009. Does not include 1:40 removed for extra attacker.

LONGEST SHUTOUT STREAK, GOALTENDER:

- 242:23 Milan Hnilicka, March 15 - March 29, 2000. Did not allow a goal for 50:55 on Mar. 15 at Albany, 60:00 on Mar. 18 vs. Worcester, 27:17 on Mar. 24 at Philadelphia, 60:00 on Mar. 25 vs. Worcester, and 44:36 on Mar. 29 vs. Providence.

MOST CONSECUTIVE WINNING DECISIONS:

- 14 Jason LaBarbera, November 27, 2004 - January 12, 2005. Ended with a 5-1 loss at Albany on January 14.

MOST CONSECUTIVE WINNING DECISIONS AT HOME:

- 10 Jason LaBarbera, November 27, 2004 - February 18, 2005. Ended with a 2-0 loss vs. Norfolk on February 20.

MOST CONSECUTIVE WINNING DECISIONS ON ROAD:

- 11 Al Montoya, November 26, 2006 - March 4, 2007 (three shootout wins). Ended with a 4-1 loss at Manchester on March 7.
8 Jason Muzzatti, January 8 - March 13, 1998. Streak did not end.



Mike Harder

Hartford Wolf Pack/Connecticut Whale Regular Season Records (cont.)

MOST CONSECUTIVE LOSING DECISIONS:

11 Jason Missiaen, November 1, 2013 – January 12, 2014 (0-10-1). Streak did not end.

MOST CONSECUTIVE LOSING DECISIONS IN REGULATION:

10 Jason Missiaen, November 8, 2013 – January 12, 2014. Streak did not end.

MOST CONSECUTIVE LOSING DECISIONS AT HOME:

6 Chad Johnson, October 10 – November 3, 2010. Ended with a 7-1 win vs. Bridgeport on November 7.
Alexandar Georgiev, November 12, 2017-January 7, 2018. Ended with a 3-2 win vs. Utica on January 19.

MOST CONSECUTIVE LOSING DECISIONS ON ROAD:

8 Cam Talbot, November 25, 2011- March 25, 2012. Ended with a 1-0 win at Hershey April 8.

MOST CONSECUTIVE DECISIONS WITHOUT A LOSS:

14 Jason LaBarbera, January 30, 2004 – March 17, 2004 (11-0-3). Ended with a 1-0 loss vs. Bridgeport on March 19.
Jason LaBarbera, November 27, 2004 – January 12, 2005 (14-0-0). Ended with a 5-1 loss at Albany on January 14.

MOST CONSECUTIVE DECISIONS AT HOME WITHOUT A LOSS:

13 Robb Stauber, Start of 1997-98 season - March 15, 1998 (9-0-4). Ended with a 4-2 loss vs. Saint John on March 21.

MOST CONSECUTIVE DECISIONS ON ROAD WITHOUT A LOSS:

11 Al Montoya, November 26, 2006 - March 4, 2007 (11-0-0, three shootout wins). Ended with a 4-1 loss at Manchester on March 7.
10 J-F. Labbe, January 21 - March 31, 2000 (8-0-2). Ended with a 2-1 (OT) loss at Providence on April 9.

MOST CONSECUTIVE DECISIONS WITHOUT A REGULATION LOSS:

14 Jason LaBarbera, January 30, 2004 – March 17, 2004 (11-0-3). Ended with a 1-0 loss vs. Bridgeport on March 19.
Jason LaBarbera, November 27, 2004 – January 12, 2005 (14-0-0). Ended with a 5-1 loss at Albany on January 14.

MOST CONSECUTIVE DECISIONS WITHOUT A WIN:

11 Jason Missiaen, November 1, 2013 – January 12, 2014 (0-10-1). Streak did not end.

MOST CONSECUTIVE DECISIONS AT HOME WITHOUT A WIN:

6 Chad Johnson, October 10 – November 3, 2010. Ended with a 7-1 vs. Bridgeport on November 7.
Alexandar Georgiev, November 12, 2017-January 7, 2018. Ended with a 3-2 win vs. Utica on January 19.

MOST CONSECUTIVE DECISIONS ON ROAD WITHOUT A WIN:

8 Cam Talbot, November 25, 2011 – March 25, 2012 (0-8-0). Ended with a 1-0 win at Hershey April 8.

MOST CONSECUTIVE APPEARANCES WITHOUT A LOSS:

16 Jason LaBarbera, January 30, 2004 – March 17, 2004 (11-0-3, 2 ND). Ended with a 1-0 loss vs. Bridgeport on March 19.

MOST CONSECUTIVE APPEARANCES WITHOUT A WIN:

9 Jeff Heil, February 14 - April 10, 1999 (0-3-0, 6 ND). Ended with a 4-2 win at Portland on April 17.
Johan Holmqvist, January 13 - February 14, 2001 (0-4-2, 3 ND). Ended with a 2-0 win vs. Saint John on February 21.
Johan Holmqvist, December 6, 2002 - January 3, 2003 (0-5-3, 1 ND). Ended with a 3-0 win at Binghamton on January 8.
Chad Johnson, January 23 – March 7, 2010 (0-7-0, 2 ND). Ended with a 4-2 win at Springfield on March 12.
Yann Danis, February 4 – March 7, 2015 (0-5-3, 1 ND), Ended with a 2-1 overtime win at Springfield on March 13.

Individual Records, Single Season

MOST GOALS:

50 Brad Smyth, 2000-01.

MOST ASSISTS:

69 Derek Armstrong, 2000-01.

MOST POINTS:

101 Derek Armstrong, 2000-01 (32g, 69a).

MOST PENALTY MINUTES:

415 Dale Purinton, 1999-2000.

MOST MINOR PENALTIES:

75 P.J. Stock, 1999-2000.

MOST MAJOR PENALTIES:

33 Devin DiDionete, 2010-11.

MOST MISCONDUCTS:

16 Dale Purinton, 1999-2000 (eight 10-minute misconducts, seven game misconducts, one match penalty).



Derek Armstrong

Hartford Wolf Pack/Connecticut Whale Regular Season Records (cont.)

MOST GAMES PLAYED:

- 80** Ken Gernander, 1997-98, 2000-01.
Brad Smyth, 1999-2000, 2005-06 (16 games with Hartford, 64 games with Manchester).
Burke Henry, 2000-01.
Mike Mottau, 2001-02.
Craig Weller, 2005-06.
Dwight Helminen, 2006-07.
Corey Potter, 2007-08.
Artem Anisimov, 2008-09.
Brodie Dupont, 2009-10.
Evgeny Grachev, 2009-10.

HIGHEST PLUS/MINUS RATING, FORWARD:

- +27** Rico Fata, 2001-02.
Greg Moore, 2007-08

HIGHEST PLUS/MINUS RATING, DEFENSEMAN:

- +33** Corey Potter, 2007-08.

MOST POWER-PLAY GOALS:

- 21** Brad Smyth, 2000-01.

MOST POWER-PLAY ASSISTS:

- 27** Thomas Pöck, 2005-06.

MOST POWER-PLAY POINTS:

- 37** Jarkko Immonen, 2005-06 (16g, 21a).
Andrew Hutchinson, 2007-08 (13g, 24a).
Corey Locke, 2009-10 (18g, 19a).

MOST SHORTHANDED GOALS:

- 6** Alexandre Giroux, 2005-06.

MOST SHORTHANDED ASSISTS:

- 5** Derek Armstrong, 2000-01.

MOST SHORTHANDED POINTS:

- 9** Greg Moore, 2007-08 (5g, 4a).

HIGHEST SHOOTING PERCENTAGE:

- 23.2** Dave Duerden, 2000-01 (16 goals on 69 shots).

MOST GAME-WINNING GOALS:

- 11** Brad Smyth, 1999-2000.

MOST OVERTIME GOALS:

- 3** Burke Henry, 2000-01.
Oscar Lindberg, 2014-15.
John Gilmour, 2018-19.

MOST SHOOTOUT GOALS:

- 6** Jeff Hamilton, Lawrence Nycholat, 2004-05.
Adam Tambellini, 2017-18.

MOST SHOOTOUT ATTEMPTS:

- 15** Brad Smyth, 2005-06 (one with Hartford and 14 with Manchester).
13 Greg Moore, 2007-08.

HIGHEST SHOOTOUT PERCENTAGE:

- 1.000** Mats Zuccarello, 2011-12 (four goals on four shots).
Marek Hrivik, 2015-16 (two goals on two shots).

MOST UNASSISTED GOALS:

- 6** Dale Weise, 2009-10.

MOST EMPTY-NET GOALS:

- 5** Jason Dawe, 2001-02.
Greg Moore, 2008-09.
Chad Nehring, 2015-16.

MOST HAT TRICKS:

- 4** John Tripp, 2002-03.



Corey Potter



Greg Moore

Hartford Wolf Pack/Connecticut Whale Regular Season Records (cont.)

MOST SHOTS ON GOAL:

384 Brad Smyth, 1999-2000.

MOST GOALS, DEFENSEMAN:

20 John Gilmour, 2018-19.

MOST ASSISTS, DEFENSEMAN:

46 Thomas Pöck, 2005-06.
Andrew Hutchinson, 2007-08.

MOST POINTS, DEFENSEMAN:

64 Andrew Hutchinson, 2007-08 (18g, 46a).

MOST POWER-PLAY GOALS, DEFENSEMAN:

13 Andrew Hutchinson, 2007-08.

MOST SHORTHANDED GOALS, DEFENSEMAN:

1 Adam Smith, 1997-98.
Brent Thompson, 1997-98.
Alexei Vasiliev, 1999-2000.
Terry Virtue, 1999-2000, 2000-01.
Jason Doig, 1999-2000.
Mike Mottau, 2001-02.
Craig Weller, 2003-04.
Ivan Baranka, Bryce Lampman, 2005-06.
Ivan Baranka, 2007-08.
Ilkka Heikkinen, 2009-10.
Corey Potter, 2009-10.
Michael Sauer, 2009-10.
Wade Redden, 2010-11.
Brendan Bell, 2011-12.
Tommy Hughes, 2014-15, 2015-16.
Mat Bodie, 2015-16.
Ryan Graves, 2015-16.
Chris Bigras, Rob O'Gara, 2018-19.

MOST GAME-WINNING GOALS, DEFENSEMAN:

5 Thomas Pöck, 2005-06.
John Gilmour, 2018-19.

MOST SHOTS ON GOAL, DEFENSEMAN:

206 Brendan Bell, 2011-12.

MOST WINS, GOALTENDER:

34 Jason LaBarbera, 2003-04.

MOST LOSSES, GOALTENDER:

28 Cam Talbot, 2012-13.

MOST TIES, GOALTENDER:

9 Jason LaBarbera, 2003-04.

MOST SHOOTOUT LOSSES, GOALTENDER:

6 Chad Johnson, 2011-12.

MOST GAMES PLAYED, GOALTENDER:

59 J-F. Labbe, 1998-99.
Jason LaBarbera, 2003-04.

MOST MINUTES PLAYED, GOALTENDER:

3393:05 Jason LaBarbera, 2003-04.

MOST SHUTOUTS:

13 Jason LaBarbera, 2003-04.

MOST SAVES:


1606 J-F. Labbe, 1998-99.

LOWEST GOALS-AGAINST AVERAGE (minimum 25 games)

1.59 Jason LaBarbera, 2003-04.



Thomas Pöck



J.F. Labbe

Hartford Wolf Pack/Connecticut Whale Regular Season Records (cont.)

HIGHEST SAVE PERCENTAGE (minimum 25 games)

.936 Jason LaBarbera, 2003-04.

MOST POINTS, GOALTENDER:

5 Al Montoya, 2006-07 (5a).

Individual Records, Single Game

MOST GOALS:

5 Jarkko Immonen, February 4, 2006 at Portland.

MOST ASSISTS:

5 Derek Armstrong, November 14, 1998 vs. Worcester.

MOST POINTS:

6 Nigel Dawes, December 8, 2007 at Worcester (2g, 4a).

MOST POINTS, DEFENSEMAN:

5 Andrew Hutchinson, February 29, 2008 vs. Norfolk (1g, 4a).
John Gilmour, January 18, 2019 vs. Lehigh Valley (1g, 4a).

MOST POINTS, GOALTENDER:

2 Chris Holt, November 6, 2005 at Springfield (2a).
Al Montoya, January 13, 2006 vs. Hershey (2a).

MOST SHOTS ON GOAL:

13 Brad Smyth, February 7, 1999 at Lowell.

MOST SAVES:

51 Al Montoya, October 29, 2005 vs. Bridgeport.

MOST PENALTY MINUTES:

49 Martin Grenier, March 26, 2004 at Worcester. Includes two minors, one major, one misconduct and three game misconducts.

HIGHEST PLUS/MINUS RATING:

+5 Matt Kinch, December 18, 2002 vs. Utah and February 14, 2003 vs. Milwaukee.
Bryce Lampman, April 3, 2005 at Lowell.
Dwight Helminen, March 31, 2006 at Springfield.

LOWEST PLUS/MINUS RATING:

-5 Ivan Baranka, March 1, 2006 vs. Norfolk.
Pavel Valentenko, February 9, 2011 at Toronto.
Dale Weise, February 9, 2011 at Toronto.
Matt Gilroy, November 4, 2012 vs. Springfield.

MOST POWER-PLAY GOALS:

3 Ryan Callahan, November 11, 2006 vs. San Antonio.
Ryan Callahan, November 22, 2006 vs. Worcester.
Andrew Hutchinson, February 8, 2008 at Providence.

MOST SHORTHANDED GOALS:

2 Mike Ouellette, April 3, 2009 at Providence.
Chad Kolarik, January 16, 2011 vs. Wilkes-Barre/Scranton.
Steven Fogarty, February 24, 2019 at Providence.

MOST UNASSISTED GOALS:


2 Richard Scott, October 31, 2003 vs. Providence.
Jarkko Immonen, February 4, 2006 at Portland.
P.A. Parenteau, October 10, 2009 vs. Springfield.
Ty Ronning, November 5, 2021 vs. Bridgeport

FASTEST TWO GOALS:

:08 Benoit Dusablon, January 5, 2002 at Albany. Scored at 12:57 and 13:05 of the second period.

FASTEST THREE GOALS:

4:52 Andrew Hutchinson, February 8, 2008 at Providence. Scored at 1:29, 1:59 and 6:21 of the second period.



Andrew Hutchinson



Ken Gernander

Hartford Wolf Pack/Connecticut Whale Regular Season Records (cont.)

Individual Records, Single Period

MOST GOALS:

- 3 Nils Ekman, March 30, 2003 vs. Bridgeport (second period).
Jamie Lundmark, March 2, 2005 vs. Manchester (third period).
Dane Byers, March 31, 2007 vs. Manchester (second period).
Andrew Hutchinson, February 8, 2008 at Providence (second period).

MOST ASSISTS:

- 3 Daniel Goneau, March 6, 1998 vs. Adirondack (third period).
Derek Armstrong, November 6, 1998 at Springfield (first period).
Christian Dube, February 7, 1999 at Lowell (second period).
Brad Smyth, January 19, 2000 at Lowell (second period).
Bobby Andrews, January 25, 2004 vs. Manchester (second period).
Daniel Girardi, February 17, 2006 at Albany (first period).
Corey Potter, March 24, 2007 at Wilkes-Barre/Scranton (second period).
Greg Moore, February 8, 2008 at Providence (second period).
Corey Potter, April 10, 2010 vs. Springfield (second period).
Kris Newbury, October 17, 2010 at Providence (first period).
Tim Kennedy, November 7, 2010 vs. Bridgeport (first period).
Mats Zuccarello, November 12, 2011 at St. John's (first period).
Blake Parlett, November 13, 2011 at St. John's (first period).
Kris Newbury, April 5, 2013 vs. Springfield (second period).

MOST POINTS:

- 4 Rico Fata December 8, 2001 at Houston (first period - 2g, 2a).
Bobby Andrews, January 25, 2004 vs. Manchester (second period - 1g, 3a).
Jamie Lundmark, March 2, 2005 vs. Manchester (third period - 3g, 1a).
Chad Kolarik, January 16, 2011 vs. Wilkes-Barre/Scranton (first period - 2g, 2a).

MOST SHOTS ON GOAL:

- 8 Brad Smyth, February 7, 1999 at Lowell (second period).



Brad Smyth



Oscar Lindberg



J.T. Miller

All-time Regular Season Leaders

Games Played

1	Gernander, Ken	599
2	Smyth, Brad	345
3	Bourque, Ryan	325
4	Dupont, Brodie	323
5	Hrivik, Marek	318
6	Hall, Todd	299
7	Weller, Craig	291
8	Armstrong, Derek	265
9	Lampman, Bryce	258
10	Byers, Dane	255

Points

1	Smyth, Brad	365
2	Gernander, Ken	347
3	Armstrong, Derek	309
4	Newbury, Kris	205
5	Parenteau, P.A.	204
6	Hrivik, Marek	167
7	Byers, Dane	163
8	Dawes, Nigel	161
9	Dupont, Brodie	154
10	Wiseman, Chad	140

Shorthanded Goals

1	Gernander, Ken	14
2	Moore, Greg	13
3	Dupont, Brodie	7
	Helminen, Dwight	7
5	Giroux, Alexandre	6
	Hrivik, Marek	6
	Wiseman, Chad	6
	Weise, Dale	6
9	Armstrong, Derek	5
	Fogarty, Steven	5
	Armstrong, Derek	

Goals

1	Smyth, Brad	184
2	Gernander, Ken	160
3	Armstrong, Derek	105
4	Parenteau, P.A.	83
5	Dawes, Nigel	76
6	Giroux, Alexandre	74
7	Byers, Dane	72
8	Lettieri, Vinni	71
9	Newbury, Kris	66
10	Hrivik, Marek	61
	Wiseman, Chad	

Penalty Minutes

1	Purinton, Dale	1240
2	Scott, Richard	760
3	Stock, P.J.	742
4	DiDionete, Devin	661
5	Nightingale, Jared	597
6	Thompson, Brent	573
7	Byers, Dane	546
8	Weller, Craig	524
9	Grenier, Martin	519
10	Soryal, Justin	493

Game-Winning Goals

1	Smyth, Brad	32
2	Gernander, Ken	30
3	Wiseman, Chad	18
4	Byers, Dane	13
5	Dupont, Brodie	12
	Weise, Dale	12
	Anisimov, Artem	12
	Lindberg, Oscar	12
9	Goneau, Daniel	11
10	Armstrong, Derek	10
	Hrivik, Marek	10
	Kristo, Danny	10
	Ulmer, Layne	10
	Hamilton, Jeff	10

Assists

1	Armstrong, Derek	204
2	Gernander, Ken	187
3	Smyth, Brad	181
4	Newbury, Kris	139
5	Parenteau, P.A.	121
6	Hrivik, Marek	106
7	Dupont, Brodie	95
8	Mottau, Mike	93
9	Byers, Dane	91
10	Pock, Thomas	89

Power Play Goals

1	Smyth, Brad	65
2	Gernander, Ken	50
3	Parenteau, P.A.	35
4	Byers, Dane	34
5	Dawes, Nigel	28
6	Immonen, Jarkko	26
	Armstrong, Derek	26
8	Giroux, Alexandre	25
9	Anisimov, Artem	21
10	Callahan, Ryan	18
	Locke, Corey	18
	Wiseman, Chad	18
	Newbury, Kris	18

Plus/Minus

1	Gernander, Ken	93
2	Potter, Corey	63
3	Armstrong, Derek	62
4	Lampman, Bryce	49
5	Ulmer, Layne	47
6	Pock, Thomas	40
	Goneau, Daniel	40
8	Purinton, Dale	38
	Taylor, Jake	38
	Mottau, Mike	38



P.J. Stock



Richard Scott

WOLF PACK/WHALE ALL-TIME AHL STANDINGS

Season	T/ OTL/					GF	GA	Home	Away	Finish	Playoff
	W	L	OTL	SOL	Pts						
2020-21*	14	9	1	0	29	82	74	6-6-0-0	8-3-1-0	ATL-2	COVID
2019-20*	31	20	6	5	73	171	173	21-6-1-2	10-14-5-3	ATL-4	COVID
2018-19	29	36	7	4	69	209	266	17-15-5-1	12-21-2-3	ATL-8	DNQ
2017-18	34	33	6	3	77	208	252	19-16-3-0	15-17-3-3	ATL-6	DNQ
2016-17	24	46	4	2	54	194	280	13-23-2-0	11-23-2-2	ATL-7	DNQ
2015-16	31	32	3	0	85	202	199	20-16-2-0	21-16-1-0	ATL-6	DNQ
2014-15	43	24	5	4	95	221	214	24-8-4-2	19-16-1-2	NE-1	L, CF
2013-14	37	32	1	6	81	202	220	21-13-0-4	16-19-1-2	NE-3	DNQ
2012-13	35	32	6	3	79	213	222	20-14-2-2	15-18-4-1	NE-2	DNQ
2011-12	36	26	7	7	86	210	208	21-9-3-5	15-17-4-2	NE-2	L, CSF
2010-11	40	32	2	6	88	221	223	19-17-2-2	21-15-0-4	ATL-3	L, DSF
2009-10	36	33	6	5	83	231	251	22-13-3-2	14-20-3-3	ATL-6	DNQ
2008-09	46	27	3	4	99	243	216	25-13-0-2	21-14-3-2	ATL-1	L, DSF
2007-08	50	20	2	8	110	266	198	25-11-1-3	25-9-1-5	ATL-2	L, DSF
2006-07	47	29	3	1	98	231	201	22-14-3-1	25-15-0-0	ATL-2	L, DSF
2005-06	48	24	2	6	104	292	241	25-13-0-2	23-11-2-4	ATL-2	L, DF
2004-05	50	24	3	3	106	206	160	30-8-1-1	20-16-2-2	ATL-2	L, DSF
2003-04	44	22	12	2	102	198	153	24-10-6-0	20-12-6-2	ATL-1	L, CF
2002-03	33	27	12	8	86	255	236	18-14-6-2	15-13-6-6	East-3	L, QS
2001-02	41	26	10	3	95	249	243	22-10-6-2	19-15-4-2	East-2	L, CQF
2000-01	40	26	8	6	94	263	247	21-15-4	19-17-4	NE-2	L, CQF
1999-00	49	22	7	2	107	249	198	27-13-0	22-11-7	NE-1	W, CC
1998-99	38	31	5	6	87	256	256	23-15-2	15-22-3	NE-2	L, CSF
1997-98	43	24	12	1	99	272	227	22-10-8	21-15-4	NE-2	L, CF

Wolf Pack/Whale All-Time vs. the AHL (regular season)

Overall Record
(W-L-T-OTL (SOL))

	Home	Road	Total
Adirondack Phantoms (2009-14)	11-1-0-0 (1)	7-4-0-2	18-5-0-2 (1)
Adirondack Red Wings (1997-99)	2-0-0-0	2-0-0-0	4-0-0-0
Albany River Rats (1997-2010)	15-6-1-0 (1)	15-5-2-1	30-11-3-1 (1)
Albany Devils (2010-17)	10-8-0-1 (1)	6-12-0-0 (2)	16-20-0-1 (3)
Belleville Senators (2017 -)	0-2-0-2 (1)	2-1-0-0 (1)	2-3-0-2 (2)
Binghamton Senators (2002-17)	5-4-0-0 (1)	4-6-0-0	9-10-0-0 (1)
Binghamton Devils (2017 - 2020)	5-0-0-0	2-2-0-1	7-2-0-1
Bridgeport Sound Tigers (2001- 21)	59-29-2-6 (4)	44-42-1-9 (4)	103-71-3-15 (8)
Bridgeport Islanders (2021 -)	4-0-0-1	2-2-0-0	6-2-0-1
Chicago Wolves (2001-)	1-1-0-0	1-1-0-0	2-2-0-0
Charlotte Checkers (2010-)	7-6-1-0	1-15-0-1	8-21-1-1
Cincinnati Mighty Ducks (1997-2001)	2-1-1-0	2-2-0-0	4-3-1-0
Fredericton Canadiens (1997-99)	2-2-1-0	3-2-0-0	5-4-1-0
Grand Rapids Griffins (2001-)	1-0-0-0	0-1-0-0	1-1-0-0
Hamilton Bulldogs (1997-2015)	2-4-0-0	2-2-0-1 (1)	4-6-0-1 (1)
Hershey Bears (1997-)	16-20-2-1	20-13-0-4 (2)	36-33-2-5 (2)
Houston Aeros (2001-13)	5-3-0-0	4-3-0-1	9-6-0-1
Kentucky Thoroughblades (1997-2001)	2-2-1-0	2-2-0-1	4-4-1-1
Lake Erie Monsters (2007-)	1-0-0-0	2-0-0-0	3-0-0-0
Laval Rocket (2017-)	4-0-0-1	0-4-0-0 (1)	4-4-0-1 (1)
Lehigh Valley Phantoms (2014-)	13-7-0-0	13-5-0-1 (2)	26-12-0-1 (2)
Louisville Panthers (1999-2001)	2-0-0-0	0-2-0-0	2-2-0-0
Lowell Devils (2006-10)	8-7-0-0 (1)	8-6-0-0 (2)	16-13-0-0 (3)
Lowell Lock Monsters (1998-2006)	14-5-4-1 (1)	12-6-3-3 (1)	26-11-7-4 (2)
Manchester Monarchs (2001-15)	26-15-2-2 (1)	18-21-0-2 (5)	44-36-2-4 (6)
Manitoba Moose (2001-11)	2-3-0-1	3-2-0-1	5-5-0-2
Milwaukee Admirals (2001-)	1-0-0-0	0-0-1-0	1-0-1-0
Beast of New Haven (1997-99)	8-1-0-1	5-4-1-0	13-5-1-1
Norfolk Admirals (2000-15)	11-9-1-1 (2)	10-10-2-2	21-19-3-3 (2)
Philadelphia Phantoms (1997-2009)	7-4-2-1 (1)	8-4-1-1 (1)	15-8-3-2 (2)
Portland Pirates (1997-2016)	36-20-3-2 (2)	32-24-5-2	68-44-8-4 (2)
Providence Bruins (1997-)	60-39-5-7 (2)	50-43-3-9 (7)	110-80-8-16 (9)
Quebec Citadelles (1999-2002)	5-1-0-0	4-1-1-0	9-2-1-0
Rochester Americans (1997-)	5-8-0-2 (1)	8-7-0-0	13-15-0-2 (1)
Saint John Flames (1997-2003)	6-4-0-0	6-4-0-0	12-8-0-0
San Antonio Rampage (2002 -)	4-1-0-0 (1)	3-1-2-0	7-2-2-0 (1)
Springfield Falcons (1997-2016)	64-23-1-3 (7)	52-31-5-7 (3)	116-54-6-10 (10)
Springfield Thunderbirds (2016 -)	16-10-0-0	6-17-0-2 (1)	22-27-0-2 (1)
St. John's IceCaps (2011-17)	3-8-0-1	5-6-0-0 (1)	8-14-0-1 (1)
St. John's Maple Leafs (1997-2005)	5-5-2-0	8-3-1-0	13-8-3-0
Syracuse Crunch (1997-)	9-7-1-2	7-10-1-0 (1)	16-17-2-2 (1)
Toronto Marlies (2007-)	5-5-0-0	3-4-0-2	7-9-0-2
Utah Grizzlies (2001-2005)	4-1-1-0	4-2-0-0	8-3-1-0
Utica Comets (2013 -)	5-5-0-0	6-2-0-2 (1)	10-7-0-2 (1)
Wilkes-Barre/Scranton Penguins (1999-)	13-13-0-6 (1)	13-16-1-2 (1)	26-29-1-8 (2)
Worcester IceCats (1997-2005)	20-11-2-0	9-19-5-0	29-30-7-0
Worcester Sharks (2006-15)	20-8-0-1	19-8-0-0 (2)	39-16-0-1 (2)
	526-309-33-42 (30)	433-377-34-57 (39)	959-686-67-99 (69)

Hartford Wolf Pack/Connecticut Whale Playoff History

1997-98

Eastern Conference Quarterfinals vs. Beast of New Haven

Game 1 – April 17 Wolf Pack 7, Beast 4 at Hartford
Game 2 – April 18 Wolf Pack 6, Beast 4 at Hartford
Game 3 – April 22 Wolf Pack 3, Beast 2 at New Haven
Hartford wins series, 3-0

Eastern Conference Semifinals vs. Worcester IceCats

Game 1 – April 29 Wolf Pack 5, IceCats 2 at Hartford
Game 2 – May 1 Wolf Pack 5, IceCats 1 at Hartford
Game 3 – May 2 IceCats 6, Wolf Pack 3 at Worcester
Game 4 – May 5 IceCats 7, Wolf Pack 1 at Worcester
Game 5 – May 10 IceCats 4, Wolf Pack 1 at Hartford
Game 6 – May 12 Wolf Pack 4, IceCats 1 at Worcester
Game 7 – May 13 Wolf Pack 8, IceCats 2 at Hartford
Hartford wins series, 4-3

Eastern Conference Finals vs. Saint John Flames

Game 1 – May 16 Flames 5, Wolf Pack 4 at Saint John
Game 2 – May 18 Wolf Pack 6, Flames 1 at Saint John
Game 3 – May 20 Flames 5, Wolf Pack 2 at Hartford
Game 4 – May 22 Flames 4, Wolf Pack 3 at Hartford
Game 5 – May 24 Flames 7, Wolf Pack 3 at Hartford
Saint John wins series, 4-1

1998-99

Eastern Conference Quarterfinals vs. Springfield Falcons

Game 1 – April 23 Wolf Pack 2, Falcons 1 at Hartford
Game 2 – April 24 Wolf Pack 5, Falcons 2 at Hartford
Game 3 – April 30 Wolf Pack 6, Falcons 2 at Springfield
Hartford wins series, 3-0

Eastern Conference Semifinals vs. Providence Bruins

Game 1 – May 5 Bruins 5, Wolf Pack 4 at Providence (2OT)
Game 2 – May 7 Bruins 5, Wolf Pack 3 at Providence
Game 3 – May 8 Bruins 5, Wolf Pack 4 at Hartford (OT)
Game 4 – May 10 Bruins 2, Wolf Pack 1 at Hartford
Providence wins series, 4-0



Bob Errey

1999-2000

Eastern Conference Quarterfinals vs. Springfield Falcons

Game 1 – April 13 Wolf Pack 3, Falcons 1 at Hartford
Game 2 – April 15 Falcons 6, Wolf Pack 5 at Hartford (OT)
Game 3 – April 16 Falcons 3, Wolf Pack 0 at Springfield
Game 4 – April 18 Wolf Pack 5, Falcons 2 at Springfield
Game 5 – April 20 Wolf Pack 7, Falcons 2 at Hartford
Hartford wins series, 3-2

Eastern Conference Semifinals vs. Worcester IceCats

Game 1 – April 22 Wolf Pack 6, IceCats 3 at Hartford
Game 2 – April 25 IceCats 4, Wolf Pack 1 at Hartford
Game 3 – April 26 Wolf Pack 2, IceCats 1 at Worcester
Game 4 – April 29 Wolf Pack 3, IceCats 2 at Worcester
Game 5 – April 30 Wolf Pack 2, IceCats 0 at Hartford
Hartford wins series, 4-1

Eastern Conference Finals vs. Providence Bruins

Game 1 – May 6 Wolf Pack 2, Bruins 1 at Hartford
Game 2 – May 9 Bruins 4, Wolf Pack 1 at Hartford
Game 3 – May 12 Bruins 5, Wolf Pack 4 at Providence
Game 4 – May 14 Bruins 3, Wolf Pack 2 at Providence (2OT)
Game 5 – May 17 Wolf Pack 3, Bruins 2 at Hartford
Game 6 – May 19 Wolf Pack 5, Bruins 3 at Providence
Game 7 – May 21 Wolf Pack 3, Bruins 2 at Hartford (OT)
Hartford wins series, 4-3

Calder Cup Finals vs. Rochester Americans

Game 1 – May 24 Wolf Pack 1, Americans 0 at Hartford
Game 2 – May 26 Americans 4, Wolf Pack 1 at Hartford
Game 3 – May 28 Wolf Pack 3, Americans 1 at Rochester
Game 4 – May 31 Americans 4, Wolf Pack 2 at Rochester
Game 5 – June 2 Wolf Pack 3, Americans 0 at Hartford
Game 6 – June 4 Wolf Pack 4, Americans 1 at Rochester
Hartford wins series, 4-2

2000-01

Eastern Conference Quarterfinals vs. Providence Bruins

Game 1 – April 11 Wolf Pack 3, Bruins 1 at Hartford
Game 2 – April 13 Wolf Pack 2, Bruins 1 at Hartford
Game 3 – April 14 Bruins 5, Wolf Pack 4 at Providence (OT)
Game 4 – April 16 Bruins 4, Wolf Pack 3, at Providence
Game 5 – April 18 Bruins 2, Wolf Pack 1, at Hartford
Providence wins series, 3-2

2001-02

Eastern Conference Quarterfinals vs. Manchester Monarchs

Game 1 – April 13 Wolf Pack 5, Monarchs 3 at Hartford
Game 2 – April 14 Monarchs 4, Wolf Pack 3, at Hartford
Game 3 – April 17 Monarchs 6, Wolf Pack 2 at Manchester
Game 4 – April 19 Wolf Pack 3, Monarchs 1 at Manchester
Game 5 – April 18 Wolf Pack 3, Monarchs 2 at Hartford (2 OT)
Hartford wins series, 3-2

Eastern Conference Semifinals vs. Hamilton Bulldogs

Game 1 – April 25 Bulldogs 3, Wolf Pack 2 at Hartford (OT)
 Game 2 – April 26 Wolf Pack 3, Bulldogs 2 at Hartford (2 OT)
 Game 3 – April 29 Bulldogs 4, Wolf Pack 1 at Hamilton
 Game 4 – April 30 Bulldogs 4, Wolf Pack 2 at Hamilton
 Game 5 – May 2 Bulldogs 5, Wolf Pack 2 at Hamilton
 Hamilton wins series, 4-1

2002-03**Eastern Conference Qualifying Round vs. Springfield Falcons**

Game 1 – April 9 Falcons 3, Wolf Pack 1 at Hartford
 Game 2 – April 11 Falcons 3, Wolf Pack 2 at Hartford
 Springfield wins series, 2-0

2003-04**Atlantic Division Semifinals vs. Portland Pirates**

Game 1 – April 20 Pirates 3, Wolf Pack 1 at Hartford
 Game 2 – April 21 Wolf Pack 1, Pirates 0 at Hartford
 Game 3 – April 23 Wolf Pack 2, Pirates 1 at Portland (2 OT)
 Game 4 – April 25 Wolf Pack 5, Pirates 3 at Portland
 Game 5 – April 28 Wolf Pack 4, Pirates 0 at Hartford
 Hartford wins series, 4-1

Atlantic Division Finals vs. Worcester IceCats

Game 1 – April 30 Wolf Pack 3, IceCats 1 at Hartford
 Game 2 – May 1 Wolf Pack 3, IceCats 0 at Worcester
 Game 3 – May 2 Wolf Pack 4, IceCats 3 at Worcester (OT)
 Game 4 – May 5 Wolf Pack 4, IceCats 3 at Hartford (3 OT)
 Hartford wins series, 4-0

Eastern Conference Finals vs. Wilkes-Barre/Scranton Penguins

Game 1 – May 18 Penguins 3, Wolf Pack 1 at Wilkes-Barre
 Game 2 – May 20 Wolf Pack 3, Penguins 2 at Wilkes-Barre (OT)
 Game 3 – May 22 Wolf Pack 3, Penguins 2 at Hartford
 Game 4 – May 23 Penguins 5, Wolf Pack 4 at Hartford
 Game 5 – May 25 Penguins 4, Wolf Pack 3 at Hartford (OT)
 Game 6 – May 28 Wolf Pack 4, Penguins 1 at Wilkes-Barre
 Game 7 – May 29 Penguins 2, Wolf Pack 1 at Hartford (OT)
 Wilkes-Barre/Scranton wins series, 4-3

2004-05**Atlantic Division Semifinals vs. Lowell Lock Monsters**

Game 1 – April 21 Wolf Pack 5, Lock Monsters 2 at Hartford
 Game 2 – April 23 Lock Monsters 2, Wolf Pack 1 at Hartford
 Game 3 – April 24 Wolf Pack 4, Lock Monsters 1 at Lowell
 Game 4 – April 26 Lock Monsters 3, Wolf Pack 2 at Lowell
 Game 5 – April 28 Lock Monsters 3, Wolf Pack 2 at Hartford
 Game 6 – April 30 Lock Monsters 3, Wolf Pack 0 at Lowell
 Lowell wins series, 4-2

2005-06**Atlantic Division Semifinals vs. Manchester Monarchs**

Game 1 – April 18 Monarchs 1, Wolf Pack 0 at Hartford
 Game 2 – April 19 Wolf Pack 3, Monarchs 2 at Hartford (OT)
 Game 3 – April 21 Monarchs 6, Wolf Pack 5 at Manchester (2 OT)
 Game 4 – April 23 Wolf Pack 7, Monarchs 0 at Manchester
 Game 5 – April 25 Monarchs 8, Wolf Pack 6 at Hartford
 Game 6 – April 27 Wolf Pack 3, Monarchs 1 at Manchester
 Game 7 – April 29 Wolf Pack 2, Monarchs 1 at Hartford
 Hartford wins series, 4-3

Atlantic Division Finals vs. Portland Pirates

Game 1 – May 2 Pirates 6, Wolf Pack 2 at Hartford
 Game 2 – May 4 Wolf Pack 3, Pirates 2 at Hartford (OT)
 Game 3 – May 6 Pirates 4, Wolf Pack 3 at Portland (OT)
 Game 4 – May 7 Wolf Pack 4, Pirates 2 at Portland
 Game 5 – May 11 Pirates 4, Wolf Pack 1 at Portland
 Game 6 – May 14 Pirates 5, Wolf Pack 4 at Portland (OT)
 Portland wins series, 4-2

2006-07**Atlantic Division Semifinals vs. Providence Bruins**

Game 1 – April 18 Wolf Pack 5, Bruins 1 at Hartford
 Game 2 – April 20 Bruins 4, Wolf Pack 2 at Hartford
 Game 3 – April 21 Wolf Pack 5, Bruins 2 at Providence
 Game 4 – April 24 Bruins 5, Wolf Pack 1 at Providence
 Game 5 – April 26 Wolf Pack 1, Bruins 0 at Providence
 Game 6 – April 28 Bruins 5, Wolf Pack 2 at Hartford
 Game 7 – April 29 Bruins 5, Wolf Pack 4 at Hartford
 Providence wins series, 4-3

2007-08**Atlantic Division Semifinals vs. Portland Pirates**

Game 1 – April 16 Wolf Pack 3, Pirates 1 at Hartford
 Game 2 – April 17 Pirates 3, Wolf Pack 2 at Hartford (2 OT)
 Game 3 – April 19 Pirates 3, Wolf Pack 2 at Portland
 Game 4 – April 20 Pirates 4, Wolf Pack 3 at Portland
 Game 5 – April 22 Pirates 3, Wolf Pack 2 at Hartford
 Portland wins series, 4-1

2008-09**Atlantic Division Semifinals vs. Worcester Sharks**

Game 1 – April 16 Wolf Pack 2, Sharks 0 at Hartford
 Game 2 – April 18 Wolf Pack 5, Sharks 3 at Hartford
 Game 3 – April 20 Sharks 3, Wolf Pack 2 at Worcester (2 OT)
 Game 4 – April 22 Sharks 6, Wolf Pack 0 at Worcester
 Game 5 – April 23 Sharks 3, Wolf Pack 1 at Hartford
 Game 6 – April 25 Sharks 5, Wolf Pack 3 at Worcester
 Worcester wins series, 4-2

2010-11

Atlantic Division Semifinals vs. Portland Pirates

Game 1 – April 14 Pirates 3, Whale 2 at Portland
Game 2 – April 16 Pirates 3, Whale 2 at Portland (OT)
Game 3 – April 17 Whale 3, Pirates 1 at Connecticut
Game 4 – April 19 Whale 3, Pirates 1 at Connecticut
Game 5 – April 21 Pirates 5, Whale 4 at Portland
Game 6 – April 23 Pirates 6, Whale 4 at Connecticut
Portland wins series, 4-2

2011-12

Eastern Conference Quarterfinals vs. Bridgeport Sound Tigers

Game 1 – April 19 Whale 3, Sound Tigers 0 at Bridgeport
Game 2 – April 21 Whale 3, Sound Tigers 0 at Bridgeport
Game 3 – April 22 Whale 4, Sound Tigers 3 at Hartford (OT)
Connecticut wins series, 3-0

Eastern Conference Semifinals vs. Norfolk Admirals

Game 1 – May 2 Whale 3, Admirals 2 at Norfolk (OT)
Game 2 – May 4 Admirals 4, Whale 1 at Norfolk
Game 3 – May 6 Admirals 4, Whale 3 at Hartford
Game 4 – May 7 Whale 4, Admirals 1 at Hartford
Game 5 – May 9 Admirals 4, Whale 0 at Hartford (in Bridgeport)
Game 6 – May 11 Admirals 2, Whale 1 at Norfolk (OT)
Norfolk wins series, 4-2



Matt Zaba

2014-15

Eastern Conference Quarterfinals vs. Providence Bruins

Game 1 – April 22 Wolf Pack 3, Bruins 1 at Hartford
Game 2 – April 25 Bruins 2, Wolf Pack 1 at Hartford
Game 3 – April 26 Bruins 2, Wolf Pack 1 at Providence (2 OT)
Game 4 – April 28 Wolf Pack 2, Bruins 1 at Providence
Game 5 – May 1 Wolf Pack 3, Bruins 2 at Hartford (OT)
Hartford wins series, 3-2

Eastern Conference Semifinals vs. Hershey Bears

Game 1 – May 6 Wolf Pack 2, Bears 1 at Hershey (OT)
Game 2 – May 8 Bears 6, Wolf Pack 4 at Hershey
Game 3 – May 10 Bears 2, Wolf Pack 1 at Hartford (in Worcester)
Game 4 – May 11 Wolf Pack 3, Bears 1 at Hartford (in Worcester)
Game 5 – May 13 Wolf Pack 5, Bears 4 at Hershey (OT)
Game 6 – May 15 Wolf Pack 6, Bears 3 at Hartford
Hartford wins series, 4-2

Eastern Conference Finals vs. Manchester Monarchs

Game 1 – May 21 Monarchs 3, Wolf Pack 2 at Manchester
Game 2 – May 23 Monarchs 7, Wolf Pack 4 at Manchester
Game 3 – May 26 Monarchs 5, Wolf Pack 3 at Hartford
Game 4 – May 27 Monarchs 3, Wolf Pack 1 at Hartford
Manchester wins series, 4-0



Chad Kolarik

HARTFORD WOLF PACK/CONNECTICUT WHALE ALL-TIME PLAYOFF HIGHS AND LOWS

TEAM

Most goals scored, game:	8	May 13, 1998 vs. Worcester
Most goals allowed, game:	8	April 25, 2006 vs. Manchester
Most goals scored, period:	7	April 17, 1998 vs. New Haven, 3 rd period
Most goals allowed, period:	5	May 2, 1998 @ Worcester (3 rd period), April 22, 2009 @ Worcester (3 rd period)
Largest margin of victory:	7	April 23, 2006 @ Manchester, 7-0
Largest margin of defeat:	6	April 5, 1998 @ Worcester, 7-1; April 22, 2009 @ Worcester, 6-0
Most shots on goal, game:	65	May 14, 2000 @ Providence (2OT)
Most shots on goal, game (regulation):	50	April 17, 1998 vs. New Haven
Most shots on goal allowed, game:	62	April 14, 2001 @ Providence (OT)
Most shots on goal allowed, game (regulation):	55	May 7, 1999 @ Providence
Most shots on goal, period:	22	April 17, 1998 vs. New Haven (3 rd period), April 22, 2012 vs. Bridgeport (2 nd period)
Most shots on goal allowed, period:	28	May 7, 1999 @ Providence (1 st period)
Fewest shots on goal, game:	17	April 28, 2015 @ Providence
Fewest shots on goal allowed, game:	15	April 23, 1999 vs. Springfield, April 20, 2007 vs. Providence
Fewest shots on goal, period:	2	April 16, 2011 @ Portland (3 rd period)
Fewest shots on goal allowed, period:	1	April 25, 2004 @ Portland (1 st period)
Most power play goals scored, game:	4	Three times, last: April 23, 2006 @ Manchester
Most power play goals allowed, game:	4	May 5, 1998 @ Worcester
Most shorthanded goals scored, game:	2	May 22, 2004 vs. Wilkes-Barre/Scranton
Most shorthanded goals allowed, game:	1	Ten times, last: May 15, 2015 vs. Hershey
Fastest two goals scored:	:11	May 5, 1999 @ Providence (Gernander/Armstrong)
Fastest two goals allowed:	:11	April 15, 2000 vs. Springfield (Audet/Mills)
Fastest goal scored to start a period:	:12	May 2, 2004 @ Worcester (Balej, OT)
Fastest goal allowed to start a period:	:17	Three times, last: April 18, 2001 vs. Providence (Manlow, 3 rd)
Longest Game:	107:49	May 5, 2004 vs. Worcester; Game 4, Division Finals; Wolf Pack - 4, Worcester - 3 (Ken Gernander, 7:49, 3 rd OT)
Longest winning streak:	8	April 21 to May 5, 2004
Longest losing streak:	6	April 29, 2002 to April 20, 2004; April 20, 2009 to April 16, 2011

INDIVIDUAL

Most goals, game:	4	Chris Kenady, April 20, 2000 vs. Springfield
Most assists, game:	3	20 times, last: Chris Bourque, May 15, 2015 vs. Hershey
Most points, game:	6	Chris Kenady, April 20, 2000 vs. Springfield (4-2-6)
Most shots on goal, game:	13	John Tripp, April 20, 2002 vs. Manchester
Most saves, game:	57	Johan Holmqvist, April 14, 2001 @ Providence (OT)
Most saves, game (regulation):	52	Dan Cloutier, May 12, 1998 @ Worcester
Most penalty minutes, game:	39	Dave MacIsaac, April 17, 2002 @ Manchester
Longest point-scoring streak:	14	Marc Savard, May 12, 1998 – May 10, 1999 (3-21-24)
Longest point-scoring streak (single playoff):	10	Alex Giroux, April 19-May 7, 2006 (7-9-16)
Longest goal-scoring streak:	5	Jeff Toms, April 11 – April 18, 2001 (6-0-6)
Longest assist-scoring streak:	10	Marc Savard, May 20, 1998 – May 10, 1999 (15a)
Longest assist-scoring streak (single playoff):	7	Marc Savard, April 23 – May 10, 1999 (12a)

Wolf Pack/ Whale All-Time vs. the AHL (playoffs)

	Home	Road	Total
Bridgeport Sound Tigers (2012)	1-0	2-0	3-0
Hamilton Bulldogs (2002)	1-1	0-3	1-4
Hershey Bears (2015)	2-1	2-1	4-2
Lowell Lock Monsters (2005)	1-2	1-2	2-4
Manchester Monarchs (2002, 2006, 2015)	4-5	3-4	7-9
Beast of New Haven (1998)	2-0	1-0	3-0
Norfolk Admirals (2012)	1-2	1-2	2-4
Portland Pirates (2004, 2006, 2008, 2011)	6-5	3-8	9-13
Providence Bruins (1999, 2000, 2001, 2007, 2015)	8-8	4-8	12-16
Rochester Americans (2000)	2-1	2-1	4-2
Saint John Flames (1998)	0-3	1-1	1-4
Springfield Falcons (1999, 2000, 2003)	4-3	2-1	6-4
Wilkes-Barre/Scranton Penguins (2004)	1-3	2-1	3-4
Worcester IceCats (1998, 2000, 2004)	7-2	5-2	12-4
Worcester Sharks (2009)	2-1	0-3	2-4
	42-37	29-37	71-74

Wolf Pack/Whale Playoff Overtime History

<u>Date</u>	<u>Opponent</u>	<u>Game</u>	<u>Result</u>	<u>Game Length</u>	<u>Game-Winning Goal</u>
5/13/15	@ Hershey	CSF, Game Five	5-4 W	71:39	Mueller – 11:39 (SHG)
5/6/15	@ Hershey	CSF, Game One	2-1 W	76:47	C. Bourque – 16:47
5/1/15	Providence	CQF, Game Five	3-2 W	64:35	Hughes – 4:35
4/26/15	@ Providence	CQF, Game Three	1-2 L	102:00	Griffith – 2:00, 3 rd OT
5/11/12	@ Norfolk	CSF, Game Six	1-2 L	73:01	Panik – 13:01
5/2/11	@ Norfolk	CSF, Game One	3-2 W	62:53	Thuresson – 2:53
4/22/11	Bridgeport	CQF, Game Three	4-3 W	76:36	Wellman – 16:36
4/16/11	@ Portland	DSF, Game Two	2-3 L	72:04	Whitmore – 12:04
4/20/09	@ Worcester	DSF, Game Three	2-3 L	81:07	Vesce – 1:07, 2 nd OT
4/17/08	Portland	DSF, Game Two	2-3 L	89:24	Birner – 9:24, 2 nd OT
5/14/06	@ Portland	DF, Game Six	4-5 L	63:06	Parenteau – 3:06
5/6/06	@ Portland	DF, Game Three	3-4 L	62:54	St. Jacques – 2:54
5/4/06	Portland	DF, Game Two	3-2 W	63:22	Wiseman – 3:22
4/21/06	@ Manchester	DSF, Game Three	5-6 L	81:46	Giuliano – 1:46, 2 nd OT
4/19/06	Manchester	DSF, Game Two	3-2 W	76:17	Sonnenberg – 16:17
5/29/04	W-B/Scr.	CF, Game Seven	1-2 L	73:21	Murley – 13:21
5/25/04	W-B/Scr.	CF, Game Five	3-4 L	60:32	Endicott – 0:32
5/20/04	@ W-B/Scr.	CF, Game Two	3-2 W	65:16	Lampman – 5:16
5/5/04	Worcester	DF, Game Four	4-3 W	107:49	Gernander – 7:49, 3 rd OT
5/2/04	@ Worcester	DF, Game Three	4-3 W	60:12	Balej – 0:12
4/23/04	@ Portland	DSF, Game Three	2-1 W	88:28	Balej – 8:28, 2 nd OT
4/26/02	Hamilton	CSF, Game Two	3-2 W	93:19	Wilford – 13:19, 2 nd OT
4/25/02	Hamilton	CSF, Game One	2-3 L	68:28	Henry – 8:28
4/20/02	Manchester	CQF, Game Five	3-2 W	89:39	Wilford – 9:39, 2 nd OT
4/14/01	@ Providence	CQF, Game Three	4-5 L	76:48	Savage – 16:48
5/21/00	Providence	CF, Game Seven	3-2 W	67:32	Virtue – 7:32
5/14/00	@ Providence	CF, Game Four	2-3 L	92:21	Wells – 12:21, 2 nd OT
4/15/00	Springfield	CQF, Game Two	5-6 L	60:52	Smith – 0:52
5/8/99	Providence	CSF, Game Three	4-5 L	67:54	Spoltore – 7:54
5/5/99	@ Providence	CSF, Game One	4-5 L	81:53	Spoltore – 1:53, 2 nd OT

2001-02:

2002-03:

002 001

PLAYER	POS	GP	G	A	PTS	+/-	PIM	10-MIN					GROSS		GAME		PP	SH	GW	GT	FG	OT	UG	SHOTS	PCT
								MIN	MAJ	MISC	MISC	MISC	MATCH	SP											
Nycholat, Lawrence	D	2	2	0	2	1	0	0	0	0	0	0	0	0	0	1	0	0	0	0	0	0	8	25.0	
Lyashenko, Roman	C	2	1	1	2	2	0	0	0	0	0	0	0	0	0	0	0	0	0	0	0	5	20.0		
Ekman, Nils	RW	2	0	2	2	1	4	2	0	0	0	0	0	0	0	0	0	0	0	0	0	4	0.0		
Larose, Cory	C	2	0	1	1	-2	0	0	0	0	0	0	0	0	0	0	0	0	0	0	0	8	0.0		
Lampman, Bryce	D	2	0	1	1	1	0	0	0	0	0	0	0	0	0	0	0	0	0	0	0	2	0.0		
Dusablon, Benoit	C	1	0	0	0	0	0	0	0	0	0	0	0	0	0	0	0	0	0	0	0	0	0.0		
Burnett, Garrett	LW	1	0	0	0	0	2	1	0	0	0	0	0	0	0	0	0	0	0	0	0	0	0.0		
Kinch, Matt	D	2	0	0	0	0	0	0	0	0	0	0	0	0	0	0	0	0	0	0	0	0	0.0		
Tripp, John	RW	2	0	0	0	-1	2	1	0	0	0	0	0	0	0	0	0	0	0	0	0	7	0.0		
Gernander, Ken	RW	2	0	0	0	0	0	0	0	0	0	0	0	0	0	0	0	0	0	0	0	2	0.0		
Andrews, Bobby	C	2	0	0	0	-1	0	0	0	0	0	0	0	0	0	0	0	0	0	0	0	2	0.0		
Murray, Garth	LW	2	0	0	0	-1	6	3	0	0	0	0	0	0	0	0	0	0	0	0	0	0	0.0		
Lundmark, Jamie	C	2	0	0	0	-2	0	0	0	0	0	0	0	0	0	0	0	0	0	0	0	7	0.0		
Ulmer, Layne	C	2	0	0	0	1	0	0	0	0	0	0	0	0	0	0	0	0	0	0	0	3	0.0		
Scott, Richard	LW	2	0	0	0	0	16	3	0	1	0	0	0	0	0	0	0	0	0	0	0	2	0.0		
Karpa, Dave	D	2	0	0	0	0	0	0	0	0	0	0	0	0	0	0	0	0	0	0	0	1	0.0		
Bast, Ryan	D	2	0	0	0	-2	2	1	0	0	0	0	0	0	0	0	0	0	0	0	0	2	0.0		
Weller, Craig	D	2	0	0	0	-2	0	0	0	0	0	0	0	0	0	0	0	0	0	0	0	2	0.0		
Lawson, Lucas		2	0	0	0	0	0	0	0	0	0	0	0	0	0	0	0	0	0	0	0	2	0.0		
LaBarbera, Jason	G	2	0	0	0	0	0	0	0	0	0	0	0	0	0	0	0	0	0	0	0	0	0.0		
BENCH		2	0			0		0																	
TOTAL			3	5	8		32	11	0	1	0	0	0	0	1	0	0	0	0	0	0	57	5.3		
GOALIE	GPI	MIN		AVG	W	L	T	EN	SO	GA	SAVES	SPCT													
LaBarbera, Jason	2	117:13		3.07	0	2	0	0	0	6	39	0.867													
TEAM TOTALS	2	120:00		3.00	0	2	0	0	0	6	39	0.867													

ALL-TIME WOLF PACK/WHALE YEAR-BY-YEAR PLAYOFF SCORING/GOALTENDING (cont.)

2003-04:

#	PLAYER	POS	GP	G	A	PTS	+/-	PIM	PPG	SHG	GWG	FG	SHOTS	SPCT
15	Balej, Jozef	RW	16	9	7	16	+6	10	4	3	4	1	47	.191
21	Wiseman, Chad	LW	15	5	6	11	+2	12	1	1	1	1	42	.119
39	Larose, Cory	C	14	4	6	10	+1	24	2	0	0	0	48	.083
23	Ortmeyer, Jed	RW	16	5	2	7	+4	6	0	1	2	1	35	.143
12	Gernander, Ken	RW	16	3	4	7	+6	2	0	0	1	0	27	.111
20	Giroux, Alexandre	C	16	3	4	7	+3	28	1	0	1	2	35	.086
19	Dusablon, Benoit	C	16	2	5	7	+3	6	0	0	0	0	20	.100
18	Ulmer, Layne	C	7	2	5	7	+4	0	0	0	0	1	13	.154
17	Moore, Dominic	C	16	3	3	6	+4	8	0	0	0	1	25	.120
7	Tyutin, Fedor	D	16	0	5	5	+7	18	0	0	0	0	28	.000
28	Nycholat, Lawrence	D	16	0	5	5	+4	28	0	0	0	0	37	.000
24	MacDonald, Jason	RW	10	4	0	4	0	50	0	0	0	2	22	.182
36	Weller, Craig	D	16	2	2	4	+3	30	1	0	1	0	18	.111
26	Lampman, Bryce	D	16	1	3	4	+3	14	0	0	1	0	20	.050
10	Murray, Garth	LW	16	0	4	4	+4	29	0	0	0	0	15	.000
8	Paul, Jeff	D	15	1	2	3	+1	31	0	0	0	0	11	.091
25	Pushor, Jamie	D	16	1	1	2	+8	18	0	0	0	0	29	.034
34	Cuthbert, Ryan	RW	7	1	1	2	+3	14	0	0	0	0	7	.143
38	Grenier, Martin	D	9	0	1	1	0	32	0	0	0	0	3	.000
4	Filipowicz, Jayme	D	7	0	1	1	+5	2	0	0	0	0	3	.000
35	LaBarbera, Jason	G	16	0	0	0	0	0	0	0	0	0	0	.000
11	Lawson, Lucas	LW	5	0	0	0	0	0	0	0	0	0	6	.000
22	Heerema, Jeff	RW	4	0	0	0	-2	9	0	0	0	0	4	.000
2	Kinch, Matt	D	1	0	0	0	0	0	0	0	0	0	1	.000
6	Stals, Juris	LW	1	0	0	0	0	0	0	0	0	0	1	.000
40	Valiquette, Steve	G	1	0	0	0	0	0	0	0	0	0	0	.000
TOTALS			GP	G	A	PTS	-	PIM	PPG	SHG	GWG	FG	SHOTS	SPCT
			16	46	67	113	-	373	9	5	11	9	497	.093

#	GOALIE	GP	MIN	W	L	SO	GA	GAA	SAVES	SPCT
35	LaBarbera, Jason	16	1042:43	11	5	3	30	1.73	431	.935
40	Valiquette, Steve	1	11:10	0	0	0	0	.00	0	.000
TOTALS		GP	-	W	L	SO	GA	GAA	SAVES	SPCT
		16	-	11	5	3	33	2.06	431	.929

2004-05:

#	PLAYER	POS	GP	G	A	PTS	+/-	PIM	PPG	SHG	GWG	FG	GTG	OTG	UAG	ENG	SHOTS	SPCT
14	Hamilton, Jeff	RW	6	4	3	7	+3	0	2	0	1	0	0	0	1	0	24	.167
16	Giroux, Alexandre	LW	6	3	3	6	0	23	2	0	0	0	0	0	0	0	19	.158
15	Lundmark, Jamie	C	6	2	4	6	+2	8	0	0	0	0	0	0	1	1	11	.182
28	Nycholat, Lawrence	D	6	0	3	3	+1	11	0	0	0	0	0	0	0	0	12	.000
17	Moore, Dominic	C	6	1	1	2	0	4	0	0	0	1	0	0	0	0	7	.143
21	Wiseman, Chad	LW	6	1	1	2	+3	6	0	0	0	1	0	0	0	0	8	.125
6	Bouchard, Joel	D	6	0	2	2	+2	20	0	0	0	0	0	0	0	0	17	.000
12	Gernander, Ken	RW	6	1	0	1	0	0	0	0	1	0	0	0	0	0	8	.125
44	Hollweg, Ryan	LW	6	1	0	1	0	9	0	0	0	0	0	0	0	1	11	.091
10	Murray, Garth	LW	5	1	0	1	0	8	0	0	0	1	0	0	0	0	6	.167
22	Pock, Thomas	D	6	0	1	1	-1	8	0	0	0	0	0	0	0	0	9	.000
36	Weller, Craig	D	6	0	1	1	+1	6	0	0	0	0	0	0	0	0	5	.000
41	Ortmeyer, Jed	RW	6	0	1	1	0	4	0	0	0	0	0	0	0	0	11	.000
18	Ulmer, Layne	C	6	0	0	0	-1	2	0	0	0	0	0	0	0	0	8	.000
24	MacMillan, Jeff	D	6	0	0	0	0	4	0	0	0	0	0	0	0	0	9	.000
57	Balej, Jozef	RW	6	0	0	0	-1	4	0	0	0	0	0	0	0	0	17	.000
38	Grenier, Martin	D	5	0	0	0	+3	32	0	0	0	0	0	0	0	0	1	.000
26	Lampman, Bryce	D	4	0	0	0	+2	4	0	0	0	0	0	0	0	0	4	.000
35	LaBarbera, Jason	G	4	0	0	0	0	2	0	0	0	0	0	0	0	0	0	.000
11	Lawson, Lucas	LW	3	0	0	0	0	0	0	0	0	0	0	0	0	0	2	.000
40	Valiquette, Steve	G	2	0	0	0	0	2	0	0	0	0	0	0	0	0	0	.000
45	Baranka, Ivan	D	1	0	0	0	+1	0	0	0	0	0	0	0	0	0	0	.000
TOTALS			GP	G	A	PTS	-	PIM	PPG	SHG	GWG	FG	GTG	OTG	UAG	ENG	SHOTS	SPCT
			6	14	20	34	-	157	4	0	2	3	0	0	2	2	189	.074

#	GOALIE	GP	MIN	W	L	SO	GA	GAA	SAVES	SPCT
40	Valiquette, Steve	2	118:16	1	1	0	4	2.03	61	.938
35	LaBarbera, Jason	4	237:39	1	3	0	9	2.27	141	.940
TOTALS		GP	-	W	L	SO	GA	GAA	SAVES	SPCT
		6	-	2	4	0	14	2.33	202	.935

ALL-TIME WOLF PACK/WHALE YEAR-BY-YEAR PLAYOFF SCORING/GOALTENDING (cont.)

2005-06:

#	Player	Pos	GP	G	A	PTS	+/-	PIM	PP	PPA	SH	SHA	GW	FG	IG	OT	UA	EN	Pt/G	PIM/G	Shots	Sh%
10	Alexandre Giroux	LW	13	7	9	16	1	17	4	4	0	0	1	0	0	0	0	0	1.23	1.31	50	14.0
* 9	Nigel Dawes	LW	13	6	6	12	4	9	2	1	0	0	0	1	1	0	1	0	0.92	0.69	47	12.8
* 97	Colby Genoway	RW	13	4	8	12	5	10	0	4	0	0	1	2	0	0	0	0	0.92	0.77	38	10.5
* 44	Brandon Dubinsky	C	11	5	5	10	8	14	2	0	0	0	0	0	0	0	1	0	0.91	1.27	18	27.8
* 48	Daniel Girardi	D	13	4	5	9	-1	8	4	5	0	0	0	1	0	0	0	0	0.69	0.62	34	11.8
21	Chad Wiseman	LW	11	3	6	9	-1	22	1	4	0	0	1	0	1	1	0	0	0.82	2.00	33	9.1
20	Dwight Helminen	C	13	3	5	8	-10	10	2	3	0	0	0	1	0	0	0	0	0.62	0.77	18	16.7
* 14	Greg Moore	C	13	2	5	7	-1	6	0	2	0	0	2	0	0	0	0	0	0.54	0.46	19	10.5
17	Martin Sonnenberg	LW	13	3	3	6	-1	8	0	0	0	0	1	2	0	1	0	0	0.46	0.62	39	7.7
16	Jarkko Immonen	C	6	2	3	5	-1	2	0	2	0	0	0	1	0	0	0	0	0.83	0.33	9	22.2
36	Craig Weller	RW	13	2	3	5	-3	44	1	0	0	0	0	0	0	0	0	0	0.38	3.38	25	8.0
* 4	Marvin Degon	D	13	0	5	5	2	6	0	3	0	0	0	0	0	0	0	0	0.38	0.46	11	0.0
11	Brad Smyth	RW	9	1	3	4	-2	4	0	1	0	0	0	0	0	0	0	0	0.44	0.44	24	4.2
22	Thomas Pock	D	6	0	3	3	1	15	0	2	0	0	0	0	0	0	0	0	0.50	2.50	22	0.0
* 47	Lee Falardeau	C	11	0	3	3	-5	6	0	1	0	0	0	0	0	0	0	0	0.27	0.55	17	0.0
5	Dale Purinton	D	10	0	2	2	-2	45	0	0	0	0	0	0	0	0	0	0	0.20	4.50	12	0.0
* 6	Marc Staal	D	12	0	2	2	-2	8	0	2	0	0	0	0	0	0	0	0	0.17	0.67	14	0.0
* 24	Lauri Korpikoski	LW	11	1	0	1	-4	2	1	0	0	0	0	0	1	0	0	0	0.09	0.18	15	6.7
* 34	Robert Gherson	G	2	0	0	0	0	0	0	0	0	0	0	0	0	0	0	0	0.00	0.00	0	0.0
* 15	Hugh Jessiman	RW	2	0	0	0	-1	0	0	0	0	0	0	0	0	0	0	0	0.00	0.00	0	0.0
* 29	Al Montoya	G	5	0	0	0	0	0	0	0	0	0	0	0	0	0	0	0	0.00	0.00	0	0.0
25	Jake Taylor	D	5	0	0	0	-2	6	0	0	0	0	0	0	0	0	0	0	0.00	1.20	4	0.0
31	Chris Holt	G	8	0	0	0	0	2	0	0	0	0	0	0	0	0	0	0	0.00	0.25	0	0.0
29	Martin Grenier	D	11	0	0	0	-3	33	0	0	0	0	0	0	0	0	0	0	0.00	3.00	5	0.0
2	David Liffiton	D	12	0	0	0	-2	13	0	0	0	0	0	0	0	0	0	0	0.00	1.08	8	0.0
	BENCH		13	0				0														
TOTALS			13	43	76	119	-20	290	17	34	0	0	6	8	3	2	2	0	9.15	22.31	462	0.093

#	Goalie	GP	MINS	W	L	SL	SO	EN	GA	GAA	SOGP	SOW	SL	SOGA	SOA	SO%	SA	SVS	SV%
29	Al Montoya	5	257:02	2	1	0	1	0	8	1.87	0	0	0	0	0	0.00C	117	109	0.932
31	Chris Holt	8	486:38	4	4	0	0	1	24	2.96	0	0	0	0	0	0.00C	274	250	0.912
34	Robert Gherson	2	77:21	0	2	0	0	0	9	6.98	0	0	0	0	0	0.00C	34	25	0.735
	Empty Net		6:24						1								1		
	TOTALS	13	827:25	6	7	0	1	1	42	3.05	0	0	0	0	0	0.00C	426	384	0.901

2006-07:

#	Player	Pos	GP	G	A	PTS	+/-	PIM	PP	PPA	SH	SHA	GW	FG	IG	OT	UA	EN	SOG	S	A	SOGW	SO%	Pt/G	PIM/G	Shots	Sh%
9	Nigel Dawes	LW	7	5	6	11	5	9	2	1	0	0	1	1	1	0	0	0	0	C	0	(.000	1.57	1.29	27	18.5	
* 18	Alex Bourret	RW	7	3	8	11	3	2	0	2	0	0	0	1	0	0	0	0	0	C	0	(.000	1.57	0.29	23	13.0	
16	Jarkko Immonen	C	7	2	6	8	3	2	0	3	0	0	1	0	1	0	0	0	0	C	0	(.000	1.14	0.29	17	11.8	
* 3	Corey Potter	D	7	1	4	5	-1	12	0	2	0	0	0	0	0	0	0	0	0	C	0	(.000	0.71	1.71	11	9.1	
* 19	Brandon Dubinsky	C	7	1	3	4	3	12	0	0	0	0	1	0	0	0	1	0	0	C	0	(.000	0.57	1.71	17	5.9	
* 34	Dane Byers	LW	7	2	0	2	1	16	1	0	0	0	0	0	0	0	0	0	0	C	0	(.000	0.29	2.29	7	28.6	
26	Bryce Lampman	D	7	2	0	2	0	2	1	0	0	0	0	1	0	0	0	0	0	C	0	(.000	0.29	0.29	8	25.0	
10	Dwight Helminen	C	7	1	1	2	-1	2	0	0	0	0	0	0	0	0	1	1	0	C	0	(.000	0.29	0.29	14	7.1	
2	David Liffiton	D	7	1	1	2	6	18	0	0	0	0	0	0	0	0	0	0	0	C	0	(.000	0.29	2.57	10	10.0	
* 37	Hannu Pikkariainen	D	3	1	0	1	-1	2	0	0	0	0	0	0	0	0	0	0	0	C	0	(.000	0.33	0.67	1	100.0	
27	Hugh Jessiman	RW	7	1	0	1	1	9	0	0	0	0	0	0	0	0	1	0	0	C	0	(.000	0.14	1.29	14	7.1	
5	Dale Purinton	D	5	0	1	1	-3	29	0	0	0	0	0	0	0	0	0	0	0	C	0	(.000	0.20	5.80	3	0.0	
* 4	Marvin Degon	D	7	0	1	1	0	0	0	0	0	0	0	0	0	0	0	0	0	C	0	(.000	0.14	0.00	3	0.0	
* 15	Greg Moore	C	7	0	1	1	1	4	0	0	0	0	0	0	0	0	0	0	0	C	0	(.000	0.14	0.57	8	0.0	
* 21	Bobby Sanguinetti	D	7	0	1	1	1	2	0	0	0	0	0	0	0	0	0	0	0	C	0	(.000	0.14	0.29	10	0.0	
31	Chris Holt	G	1	0	0	0	0	0	0	0	0	0	0	0	0	0	0	0	0	C	0	(.000	0.00	0.00	0	0.0	
* 32	Zdenek Bahensky	LW	2	0	0	0	0	0	0	0	0	0	0	0	0	0	0	0	0	C	0	(.000	0.00	0.00	1	0.0	
38	Bruce Graham	C	2	0	0	0	-2	0	0	0	0	0	0	0	0	0	0	0	0	C	0	(.000	0.00	0.00	1	0.0	
* 42	Dylan Reese	D	2	0	0	0	-2	2	0	0	0	0	0	0	0	0	0	0	0	C	0	(.000	0.00	1.00	1	0.0	
61	Mark Lee	C	4	0	0	0	-1	0	0	0	0	0	0	0	0	0	0	0	0	C	0	(.000	0.00	0.00	3	0.0	
36	Craig Weller	RW	4	0	0	0	-1	4	0	0	0	0	0	0	0	0	0	0	0	C	0	(.000	0.00	1.00	1	0.0	
* 46	Jordan Owens	C	6	0	0	0	-2	9	0	0	0	0	0	0	0	0	0	0	0	C	0	(.000	0.00	1.50	7	0.0	
* 44	Lauri Korpikoski	LW	7	0	0	0	-1	0	0	0	0	0	0	0	0	0	0	0	0	C	0	(.000	0.00	0.00	5	0.0	
29	Al Montoya	G	7	0	0	0	0	2	0	0	0	0	0	0	0	0	0	0	0	C	0	(.000	0.00	0.29	0	0.0	
	BENCH		7	0				2																	0		
	TOTALS		7	20	33	53	9	140	4	8	0	0	3	3	2	0	3	1	0	C	0	(.000	7.57	20.00	192	0.104	

#	Goalie	GP	MINS	W	L	SL	SO	EN	GA	GAA	SOGP	SOW	SL	SOGA	SOA	SO%	SA	SVS	SV%
31	Chris Holt	1	26:22	0	0	0	0	0	1	2.28	0	0	0	0	0	0.000	12	11	0.917
29	Al Montoya	7	391:19	3	4	0	1	1	20	3.07	0	0	0	0	0	0.000	158	138	0.873
	Empty Net		2:19						1								1		
	TOTALS	7	420:00	3	4	0	1	1	22	3.14	0	0	0	0	0	0.000	171	149	0.871

ALL-TIME WOLF PACK/WHALE YEAR-BY-YEAR PLAYOFF SCORING/GOALTENDING (cont.)

2007-08:

#	Player	Pos	GP	G	A	PTS	+/-	PIM	PP	PPA	SH	SHA	GW	FG	IG	OT	UA	EN	SOG	SOA	SOGW	SO%	Pt/G	PIM/G	Shots	Sh%
17	P.A. Parenteau	RW	5	3	2	5	1	13	1	1	0	0	1	0	0	0	1	0	0	0	0	1.000	1.00	2.60	9	33.3
5	Andrew Hutchinson	D	5	2	2	4	3	4	0	1	0	0	0	0	0	0	0	0	0	0	0	1.000	0.80	0.80	12	16.7
16	Alex Bourret	RW	5	1	3	4	2	17	0	0	0	0	0	1	0	0	0	0	0	0	0	1.000	0.80	3.40	10	10.0
34	Dane Byers	LW	5	2	1	3	1	2	1	0	0	0	0	0	1	0	0	0	0	0	0	1.000	0.60	0.40	7	28.6
15	Greg Moore	C	5	1	2	3	3	2	0	0	0	0	0	0	0	0	0	0	0	0	0	1.000	0.60	0.40	14	7.1
* 44	Mike Ouellette	C	5	1	2	3	3	0	0	0	0	0	0	0	0	0	0	0	0	0	0	1.000	0.60	0.00	8	12.5
28	Lauri Korpikoski	LW	5	1	1	2	-5	0	0	1	0	0	0	0	0	0	0	0	0	0	0	1.000	0.40	0.00	10	10.0
23	Ivan Baranka	D	5	0	2	2	-1	2	0	1	0	0	0	0	0	0	0	0	0	0	0	1.000	0.40	0.40	8	0.0
* 42	Artem Anisimov	C	5	1	0	1	2	2	0	0	0	0	0	0	0	0	0	0	0	0	0	1.000	0.20	0.40	11	9.1
21	Josh Gratton	LW	4	0	1	1	-1	11	0	0	0	0	0	0	0	0	0	0	0	0	0	1.000	0.25	2.75	1	0.0
27	Hugh Jessiman	RW	5	0	1	1	-1	21	0	0	0	0	0	0	0	0	0	0	0	0	0	1.000	0.20	4.20	3	0.0
3	Corey Potter	D	5	0	1	1	2	14	0	0	0	0	0	0	0	0	0	0	0	0	0	1.000	0.20	2.80	5	0.0
* 8	Brodie Dupont	LW	1	0	0	0	1	0	0	0	0	0	0	0	0	0	0	0	0	0	0	1.000	0.00	0.00	3	0.0
* 62	Miika Wiikman	G	1	0	0	0	0	0	0	0	0	0	0	0	0	0	0	0	0	0	0	1.000	0.00	0.00	0	0.0
29	Mitch Fritz	LW	2	0	0	0	0	4	0	0	0	0	0	0	0	0	0	0	0	0	0	1.000	0.00	2.00	2	0.0
4	Michael Sauer	D	2	0	0	0	1	0	0	0	0	0	0	0	0	0	0	0	0	0	0	1.000	0.00	0.00	1	0.0
61	Mark Lee	C	3	0	0	0	0	2	0	0	0	0	0	0	0	0	0	0	0	0	0	1.000	0.00	0.67	2	0.0
* 47	Tom Pyatt	LW	3	0	0	0	-2	0	0	0	0	0	0	0	0	0	0	0	0	0	0	1.000	0.00	0.00	3	0.0
32	David LeNeveu	G	4	0	0	0	0	0	0	0	0	0	0	0	0	0	0	0	0	0	0	1.000	0.00	0.00	0	0.0
* 46	Jordan Owens	C	5	0	0	0	-1	0	0	0	0	0	0	0	0	0	0	0	0	0	0	1.000	0.00	0.00	5	0.0
71	Thomas Pock	D	5	0	0	0	-1	8	0	0	0	0	0	0	0	0	0	0	0	0	0	1.000	0.00	1.60	15	0.0
* 20	Bobby Sanguinetti	D	5	0	0	0	-4	2	0	0	0	0	0	0	0	0	0	0	0	0	0	1.000	0.00	0.40	6	0.0
25	Jake Taylor	D	5	0	0	0	1	0	0	0	0	0	0	0	0	0	0	0	0	0	0	1.000	0.00	0.00	4	0.0
	BENCH		5	0				2																	0	
	TOTALS		5	12	18	30	4	106	2	4	0	0	1	1	1	0	1	0	0	0	0	1.000	6.00	21.20	139	0.086

#	Goalie	GP	MINS	W	L	SL	SO	EN	GA	GAA	SOGP	SOW	SL	SOGA	SOA	SO%	SA	SVS	SV%
32	David LeNeveu	4	266:20	1	3	0	0	0	11	2.48	0	0	0	0	0	0.000	122	111	0.910
62	Miika Wiikman	1	58:42	0	1	0	0	0	3	3.07	0	0	0	0	0	0.000	19	16	0.842
	Empty Net		4:22						0								0		
	TOTALS	5	329:24	1	4	0	0	0	14	2.55	0	0	0	0	0	0.000	141	127	0.901

2008-09:

#	Player	Pos	GP	G	A	PTS	+/-	PIM	PP	PPA	SH	SHA	GW	FG	IG	OT	UA	EN	SOG	SOA	SOGW	SO%	Pt/G	PIM/G	Shots	Sh%
* 21	Bobby Sanguinetti	D	6	1	4	5	-1	6	0	2	0	1	0	0	0	0	0	0	0	0	0	0.000	0.83	1.00	18	0.056
34	Dane Byers	LW	6	3	1	4	-3	7	2	0	0	0	0	0	1	0	0	0	0	0	0	0.000	0.67	1.17	7	0.429
* 23	Dale Weise	RW	6	3	1	4	-2	2	0	0	0	0	0	0	0	0	0	0	0	0	0	0.000	0.67	0.33	9	0.333
3	Corey Potter	D	6	1	3	4	-2	23	1	1	0	0	0	1	0	0	0	0	0	0	0	0.000	0.67	3.83	11	0.091
44	Mike Ouellette	C	6	1	2	3	0	4	0	0	0	0	1	0	0	0	0	0	0	0	0	0.000	0.50	0.67	11	0.091
46	Jordan Owens	RW	6	1	2	3	-4	0	0	0	0	0	0	0	0	0	1	0	0	0	0	0.000	0.50	0.00	7	0.143
42	Artem Anisimov	C	6	2	0	2	-4	0	1	0	0	0	1	2	0	0	1	0	0	0	0	0.000	0.33	0.00	22	0.091
9	Brodie Dupont	LW	6	0	2	2	0	15	0	0	0	0	0	0	0	0	0	0	0	0	0	0.000	0.33	2.50	11	0.000
15	Greg Moore	C	6	0	2	2	0	0	0	1	0	0	0	0	0	0	0	0	0	0	0	0.000	0.33	0.00	9	0.000
22	Mark Bell	LW	5	1	0	1	-2	4	0	0	1	0	0	0	1	0	0	1	0	0	0	0.000	0.20	0.80	7	0.143
5	Brian Fahey	D	5	0	1	1	-5	6	0	0	0	0	0	0	0	0	0	0	0	0	0	0.000	0.20	1.20	9	0.000
18	Patrick Rissmiller	LW	6	0	1	1	-1	6	0	1	0	0	0	0	0	0	0	0	0	0	0	0.000	0.17	1.00	13	0.000
* 55	Tomas Kundratek	D	1	0	0	0	0	0	0	0	0	0	0	0	0	0	0	0	0	0	0	0.000	0.00	0.00	0	0.000
29	Brandon Sugden	RW	1	0	0	0	0	0	0	0	0	0	0	0	0	0	0	0	0	0	0	0.000	0.00	0.00	0	0.000
7	Vladimir Denisov	D	2	0	0	0	-2	2	0	0	0	0	0	0	0	0	0	0	0	0	0	0.000	0.00	1.00	1	0.000
* 32	Devin DiDionete	LW	4	0	0	0	-2	6	0	0	0	0	0	0	0	0	0	0	0	0	0	0.000	0.00	1.50	6	0.000
38	Jared Nightingale	D	4	0	0	0	-4	8	0	0	0	0	0	0	0	0	0	0	0	0	0	0.000	0.00	2.00	1	0.000
47	Tommy Pyatt	LW	4	0	0	0	-4	2	0	0	0	0	0	0	0	0	0	0	0	0	0	0.000	0.00	0.50	7	0.000
* 43	Paul Crowder	C	5	0	0	0	-2	4	0	0	0	0	0	0	0	0	0	0	0	0	0	0.000	0.00	0.80	1	0.000
* 20	Brock McBride	C	5	0	0	0	0	2	0	0	0	0	0	0	0	0	0	0	0	0	0	0.000	0.00	0.40	2	0.000
4	Michael Sauer	D	6	0	0	0	0	10	0	0	0	0	0	0	0	0	0	0	0	0	0	0.000	0.00	1.67	6	0.000
48	David Urquhart	D	6	0	0	0	1	0	0	0	0	0	0	0	0	0	0	0	0	0	0	0.000	0.00	0.00	9	0.000
* 30	Matt Zaba	G	6	0	0	0	0	0	0	0	0	0	0	0	0	0	0	0	0	0	0	0.000	0.00	0.00	0	0.000
	BENCH		6	0				2																	0	
	TOTALS		6	13	19	32	-37	109	4	5	1	1	2	3	2	0	2	1	0	0	0	0.000	0.28	0.94	166	0.078

#	Goalie	GP	MINS	W	L	SOL	SO	EN	GA	GAA	SOGP	SOW	SOL	SOGA	SOA	SO%	SA	SVS	SV%
* 30	Matt Zaba	6	378	2	4	0	1	0	20	3.17	0	0	0	0	0	0.000	217	197	0.908
	TOTALS	6	378	2	4	0	1	0	20	3.17	0	0	0	0	0	0.000	217	197	0.908

ALL-TIME WOLF PACK/WHALE YEAR-BY-YEAR PLAYOFF SCORING/GOALTENDING (cont.)

2010-11:

#	Player	Pos	GP	G	A	PTS	+/-	PIM	PP	PPA	SH	SHA	GW	FG	IG	OT	UA	EN	SOG	SOA	SOGW	SO%	Pt/G	PIM/G	Shots	Sh%
79	John (W.) Mitchell	C	6	3	3	6	-1	0	2	2	0	0	1	0	1	0	1	0	0	0	0	0.000	1.00	0.00	15	20.0
6	Wade Redden	D	6	3	6	6	-2	0	0	4	0	0	0	0	0	0	0	0	0	0	0	0.000	1.00	0.00	16	0.0
42	Chad Kolarik	C	3	3	2	5	-2	0	3	0	0	0	0	1	0	0	0	0	0	0	0	0.000	1.67	0.00	10	30.0
11	Kris Newbury	C	6	2	2	4	-3	2	1	2	0	0	0	0	0	0	0	0	0	0	0	0.000	0.67	0.33	20	10.0
23	Dale Weise	RW	5	2	1	3	-2	8	1	1	0	0	0	0	0	0	0	0	0	0	0	0.000	0.60	1.60	11	18.2
9	Brodie Dupont	LW	6	1	2	3	1	6	0	2	0	0	0	0	0	0	0	0	0	0	0	0.000	0.50	1.00	15	6.7
* 5	Blake Parlett	D	6	1	2	3	-1	2	0	0	0	0	0	0	0	0	0	0	0	0	0	0.000	0.50	0.33	8	12.5
18	Jeremy Williams	RW	6	1	2	3	0	4	1	2	0	0	0	1	0	0	0	0	0	0	0	0.000	0.50	0.67	17	5.9
* 36	Mats Zuccarello	RW	2	1	1	2	1	4	0	1	0	0	0	0	1	0	0	0	0	0	0	0.000	1.00	2.00	1	100.0
20	Francis Lemieux	C	4	1	1	2	0	6	0	0	0	0	0	0	0	0	0	0	0	0	0	0.000	0.50	1.50	4	25.0
* 39	Carl Hagelin	LW	5	1	1	2	-1	4	0	0	0	0	0	0	0	0	0	0	0	0	0	0.000	0.40	0.80	9	11.1
21	Derek Couture	RW	6	1	1	2	-1	4	0	0	0	0	1	0	0	0	0	0	0	0	0	0.000	0.33	0.67	4	25.0
* 16	Tommy Grant	LW	6	1	1	2	-1	6	0	0	0	0	0	1	0	0	0	0	0	0	0	0.000	0.33	1.00	6	16.7
91	Evgeny Grachev	LW	6	3	2	2	-2	4	0	0	0	0	0	0	0	0	0	0	0	0	0	0.000	0.33	0.67	10	0.0
* 84	Tomas Kundratek	D	6	3	2	2	-2	2	0	0	0	0	0	0	0	0	0	0	0	0	0	0.000	0.33	0.33	5	0.0
22	Ryan Garlock	C	4	3	1	1	-1	2	0	0	0	0	0	0	0	0	0	0	0	0	0	0.000	0.25	0.50	0	0.0
4	Stu Bickel	D	6	3	1	1	-1	6	0	0	0	0	0	0	0	0	0	0	0	0	0	0.000	0.17	1.00	5	0.0
* 90	Kelsey Tessier	C	6	3	1	1	0	2	0	0	0	0	0	0	0	0	0	0	0	0	0	0.000	0.17	0.33	7	0.0
47	Justin Soryal	LW	1	3	0	0	0	0	0	0	0	0	0	0	0	0	0	0	0	0	0	0.000	0.00	0.00	0	0.0
* 33	Cameron Talbot	G	1	3	0	0	0	0	0	0	0	0	0	0	0	0	0	0	0	0	0	0.000	0.00	0.00	0	0.0
1	Dov Grumet-Morris	G	6	3	0	0	0	2	0	0	0	0	0	0	0	0	0	0	0	0	0	0.000	0.00	0.33	0	0.0
27	Jared Nightingale	D	6	3	0	0	-1	0	0	0	0	0	0	0	0	0	0	0	0	0	0	0.000	0.00	0.00	5	0.0
25	Pavel Valtenenko	D	6	3	0	0	-1	12	0	0	0	0	0	0	0	0	0	0	0	0	0	0.000	0.00	2.00	6	0.0
BENCH			6	3				4																	0	
TOTALS			6	18	32	50	-20	80	8	14	0	0	2	3	2	0	1	0	0	0	0	0.000	8.33	13.33	174	0.103

#	Goalie	GP	MINS	W	L	SL	SO	EN	GA	GAA	SOGP	SOW	SL	SOGA	SOA	SO%	SA	SVS	SV%
1	Dov Grumet-Morris	6	329:20	2	3	0	0	0	17	3.10	0	0	0	0	0	0.000	155	138	0.890
33	Cameron Talbot	1	38:18	0	1	0	0	0	2	3.13	0	0	0	0	0	0.000	24	22	0.917
	Empty Net		4:26						0							0			
TOTALS		6	372:04	2	4	0	0	0	19	3.06	0	0	0	0	0	0.000	179	160	0.894

2011-12:

#	Player	Pos	GP	G	A	PTS	+/-	PIM	PP	PPA	SH	SHA	GW	FG	IG	OT	UA	EN	SOG	SOA	SOGW	SO%	Pt/G	PIM/G	Shots	Sh%
* 41	Marek Hrivik	LW	9	5	4	9	0	10	2	1	0	0	0	1	1	0	0	0	0	0	0	0.000	1.00	1.11	21	23.8
19	Casey Wellman	RW	9	4	5	9	-2	10	3	2	0	0	1	1	1	1	1	0	0	0	0	0.000	1.00	1.11	25	16.0
90	Kelsey Tessier	C	9	1	4	5	-1	6	0	1	0	0	1	1	0	0	0	0	0	0	0	0.000	0.56	0.67	8	12.5
* 18	Jon Audy-Marchessault	LW	9	4	0	4	-1	26	0	0	0	0	1	3	0	0	1	0	0	0	0	0.000	0.44	2.89	41	9.8
7	Andre Deveaux	RW	9	2	2	4	2	47	1	0	0	0	0	0	0	0	0	0	0	0	0	0.000	0.44	5.22	7	28.6
11	Kris Newbury	C	9	1	3	4	2	20	0	1	0	0	0	0	0	0	0	1	0	0	0	0.000	0.44	2.22	31	3.2
* 44	Tim Erixon	D	9	0	4	4	1	8	0	1	0	0	0	0	0	0	0	0	0	0	0	0.000	0.44	0.89	15	0.0
* 17	Ryan Bourque	LW	9	2	1	3	1	4	0	0	0	0	0	0	0	0	0	0	0	0	0	0.000	0.33	0.44	17	11.8
55	Andreas Thuresson	RW	9	1	2	3	0	0	0	1	0	0	1	0	0	1	0	0	0	0	0	0.000	0.33	0.00	13	7.7
25	Pavel Valtenenko	D	9	0	3	3	2	6	0	0	0	0	0	0	0	0	0	0	0	0	0	0.000	0.33	0.67	6	0.0
46	Jordan Owens	C	9	1	1	2	1	8	0	0	0	0	0	0	1	0	0	0	0	0	0	0.000	0.22	0.89	29	3.4
48	Mike Vernace	D	9	0	2	2	-2	0	0	2	0	0	0	0	0	0	0	0	0	0	0	0.000	0.22	0.00	11	0.0
* 13	Scott Tanski	RW	3	1	0	1	-1	0	0	0	0	0	1	0	0	0	0	0	0	0	0	0.000	0.33	0.00	2	50.0
9	Brendan Bell	D	5	0	1	1	-2	4	0	0	0	0	0	0	0	0	0	0	0	0	0	0.000	0.20	0.80	12	0.0
10	Tommy Grant	LW	8	0	1	1	-1	4	0	0	0	0	0	0	0	0	0	0	0	0	0	0.000	0.13	0.50	3	0.0
* 20	J.T. Miller	C	8	0	1	1	-2	2	0	0	0	0	0	0	0	0	0	0	0	0	0	0.000	0.13	0.25	12	0.0
27	Jared Nightingale	D	9	0	1	1	3	10	0	0	0	0	0	0	0	0	0	0	0	0	0	0.000	0.11	1.11	10	0.0
6	Wade Redden	D	9	0	1	1	-2	8	0	1	0	0	0	0	0	0	0	0	0	0	0	0.000	0.11	0.89	11	0.0
33	Cameron Talbot	G	9	0	1	1	0	0	0	0	0	0	0	0	0	0	0	0	0	0	0	0.000	0.11	0.00	0	0.0
* 14	Steve Moses	RW	1	0	0	0	0	0	0	0	0	0	0	0	0	0	0	0	0	0	0	0.000	0.00	0.00	1	0.0
* 8	Dylan McIlrath	D	5	0	0	0	-1	9	0	0	0	0	0	0	0	0	0	0	0	0	0	0.000	0.00	1.80	5	0.0
* 23	Christian Thomas	RW	6	0	0	0	2	0	0	0	0	0	0	0	0	0	0	0	0	0	0	0.000	0.00	0.00	4	0.0
BENCH			9	0				0																	0	
TOTALS			9	22	37	59	-1	182	6	10	0	0	5	6	3	2	2	1	0	0	0	0.000	6.56	20.22	284	0.077

#	Goalie	GP	MINS	W	L	SL	SO	EN	GA	GAA	SOGP	SOW	SL	SOGA	SOA	SO%	SA	SVS	SV%
33	Cameron Talbot	9	571:08	5	4	0	2	0	20	2.10	0	0	0	0	0	0.000	327	307	0.939
	Empty Net		1:22						0							0			
TOTALS		9	572:30	5	4	0	2	0	20	2.10	0	0	0	0	0	0.000	327	307	0.939

2014-15:

#	Player	Pos	GP	G	A	PTS	+/-	PIM	PP	PPA	SH	SHA	GW	FG	IG	OT	UA	EN	SOG	SOA	SOGW	SO%	Pt/G	PIM/G	Shots	Sh%
17	Chris Bourque	LW	15	4	13	17	-3	12	1	4	0	0	1	1	0	1	1	0	0	0	0	0.0	1.13	0.80	58	6.9
24	Oscar Lindberg	C	15	3	13	16	1	6	1	3	0	1	1	0	0	0	0	0	0	0	0	0.0	1.07	0.40	40	7.5
14	Joey Crabb	RW	15	6	4	10	0	8	1	0	2	0	1	1	0	0	1	0	0	0	0	0.0	0.67	0.53	30	20.0
19	Chris Mueller	C	15	5	4	9	-3	6	3	3	1	0	1	0	0	1	0	0	0	0	0	0.0	0.60	0.40	22	22.7
15	Marek Hrivik	LW	15	3	6	9	-1	6	0	1	0	0	0	0	0	0	0	1	0	0	0	0.0	0.60	0.40	32	9.4
48	Carl Klingberg	RW	13	4	3	7	3	6	0	2	0	0	0	0	2	0	0	1	0	0	0	0.0	0.54	0.46	29	13.8
*	2	Mat Bodie	D	15	3	4	7	1	6	0	3	0	0	1	0	0	0	0	0	0	0	0.0	0.47	0.40	18	16.7
29	Danny Kristo	RW	15	3	3	6	-7	2	2	1	0	0	1	1	0	0	0	0	0	0	0	0.0	0.40	0.13	31	9.7
*	39	Ryan Haggerty	RW	14	2	4	6	5	4	0	0	0	0	0	1	0	0	0	0	0	0	0.0	0.43	0.29	28	7.1
28	Michael Kostka	D	15	1	4	5	-3	6	0	1	0	0	0	0	0	0	0	0	0	0	0	0.0	0.33	0.40	25	4.0
* 16	Chad Nehring	C	15	2	1	3	-1	4	1	0	0	1	0	0	0	0	0	0	0	0	0	0.0	0.20	0.27	18	11.1
5	Tommy Hughes	D	15	1	2	3	-2	4	0	0	0	0	1	0	0	1	0	0	0	0	0	0.0	0.20	0.27	12	8.3
*	6	Brady Skjei	D	15	1	2	3	-3	16	1	0	0	0	1	0	0	0	0	0	0	0	0.0	0.20	1.07	15	6.7
4	Conor Allen	D	12	1	1	2	-4	10	0	1	0	0	0	0	0	0	0	0	0	0	0	0.0	0.17	0.83	17	5.9
18	Tyler Brown	LW	15	1	1	2	-4	2	0	0	0	0	1	0	0	0	0	0	0	0	0	0.0	0.13	0.13	15	6.7
21	Shawn O'Donnell	RW	13	0	2	2	-3	12	0	0	0	0	0	0	0	0	0	0	0	0	0	0.0	0.15	0.92	14	0.0
8	Dylan McIlrath	D	15	0	2	2	2	23	0	0	0	0	0	0	0	0	0	0	0	0	0	0.0	0.13	1.53	17	0.0
* 44	Steve Spinell	D	3	1	0	1	1	2	0	0	0	0	0	1	0	0	0	0	0	0	0	0.0	0.33	0.67	4	25.0
9	Ryan Bourque	LW	5	0	1	1	1	2	0	0	0	0	0	0	0	0	0	0	0	0	0	0.0	0.20	0.40	14	0.0
23	Justin Vaive	LW	8	0	1	1	-4	10	0	1	0	0	0	0	0	0	0	0	0	0	0	0.0	0.13	1.25	7	0.0
35	Yann Danis	G	14	0	1	1	0	0	0	0	0	0	0	0	0	0	0	0	0	0	0	0.0	0.07	0.00	0	0.0
* 70	Mackenzie Skapski	G	2	0	0	0	0	0	0	0	0	0	0	0	0	0	0	0	0	0	0	0.0	0.00	0.00	0	0.0
22	Ryan Potulny	C	7	0	0	0	-3	0	0	0	0	0	0	0	0	0	0	0	0	0	0	0.0	0.00	0.00	4	0.0
BENCH			15	0				8																0		
TOTALS			15	41	72	113	-27	155	10	20	3	2	7	6	3	3	2	2	0	0	0	0.000	7.53	10.33	450	0.091

#	Goalie	GP	MINS	W	L	SL	SO	EN	GA	GAA	SOGP	SOW	SL	SOGA	SOA	SO%	SA	SVS	SV%
35	Yann Danis	14	886:41	7	7	0	0	1	35	2.37	0	0	0	0	0	0.000	429	394	0.918
* 70	Mackenzie Skapski	2	77:24	0	1	0	0	0	7	5.43	0	0	0	0	0	0.000	39	32	0.821
	Empty Net		10:56						1								1		
	Totals	15	975:01	7	8	0	0	1	43	2.65	0	0	0	0	0	0.000	469	426	0.908



Robb Stauber



Jonathan Audy-Marchessault

HARTFORD WOLF PACK ALL-TIME PLAYOFF SCORING AND GOALTENDING

Pos	Player	GP	G	A	Pts.	PIM	PPG	SHG	GW	FG	OT	UA	EN	+/-	Shots	Sh%
RW	Smyth, Brad	69	37	32	69	59	11	0	7	6	0	2	1	9	273	13.6
C	Armstrong, Derek	50	14	33	47	60	4	1	2	2	0	1	0	14	138	10.1
C	Savard, Marc	22	9	31	40	40	4	0	1	2	0	2	2	10	76	11.8
RW	Gernander, Ken	78	16	20	36	12	3	3	3	1	1	2	2	7	145	11.0
C	Giroux, Alexandre	35	13	16	29	68	7	0	2	2	0	2	0	4	104	12.5
LW	Dawes, Nigel	20	11	12	23	18	4	0	1	2	0	1	0	9	74	14.9
LW	Wiseman, Chad	32	9	13	22	40	2	1	2	2	1	0	0	4	83	10.8
RW	Dawe, Jason	30	14	7	21	52	2	2	3	6	0	0	0	21	99	14.1
RW	Vorobiev, Vladimir	15	11	8	19	4	5	0	2	0	0	0	0	2	50	22.0
LW	Hrivik, Marek	24	8	10	18	16	2	0	0	1	0	0	1	-1	53	15.1
LW	Bourque, Chris	15	4	13	17	12	1	0	1	1	1	1	0	-3	58	6.9
C	Stock, P.J.	40	2	15	17	183	0	0	0	1	0	0	0	2	27	7.4
RW	Balej, Jozef	22	9	7	16	14	4	3	4	1	2	1	0	5	64	14.1
LW	Whitehall, Johan	24	7	9	16	16	3	1	0	0	0	1	1	9	61	11.5
C	Lindberg, Oscar	15	3	13	16	6	1	0	1	0	0	0	0	1	40	7.5
RW	Bourret, Alex	12	4	11	15	19	0	0	0	2	0	0	0	5	33	12.1
RW	Kenady, Chris	28	10	4	14	53	4	0	1	2	0	1	1	-3	45	22.2
C	Ferraro, Peter	15	8	6	14	59	2	0	1	0	0	0	0	5	47	17.0
C	Dubinsky, Brandon	18	6	8	14	26	2	0	1	0	0	2	0	11	35	17.1
C	Lundmark, Jamie	18	5	8	13	14	1	0	0	1	0	1	1	2	54	9.3
C	Immonen, Jarkko	13	4	9	13	4	0	0	2	0	0	0	0	2	26	15.4
RW	Moore, Greg	31	3	10	13	12	0	0	2	0	0	0	0	3	50	6.0
D	Bannister, Drew	23	2	11	13	59	0	0	1	0	0	0	0	-10	51	3.9
RW	Genoway, Colby	13	4	8	12	10	0	0	1	2	0	0	0	5	38	10.5
D	Virtue, Terry	38	4	8	12	72	0	0	2	0	1	0	0	15	72	5.6
C	Larose, Cory	16	4	7	11	24	2	0	0	0	0	0	0	-1	56	7.1
RW	Crabb, Joey	15	6	4	10	8	1	2	1	1	0	1	0	E	30	20.0
C	Helminen, Dwight	20	4	6	10	12	2	0	0	1	0	1	1	-11	32	12.5
D	Weller, Craig	41	4	6	10	84	2	0	1	0	0	0	0	-2	51	7.8
C	Dusablon, Benoit	26	3	7	10	10	1	0	0	0	0	0	0	5	35	8.6
D	Potter, Corey	18	2	8	10	49	1	0	0	1	0	0	0	-1	27	7.4
D	Nycholat, Lawrence	24	2	8	10	39	1	0	0	0	0	0	0	6	57	3.5
LW	Byers, Dane	18	7	2	9	25	4	0	0	0	0	0	0	-1	21	33.3
C	Mueller, Chris	15	5	4	9	6	3	1	1	0	1	0	0	-3	22	22.7
C	Wellman, Casey	9	4	5	9	10	3	0	1	1	1	1	0	-2	25	16.0
D	Girardi, Daniel	13	4	5	9	8	4	0	0	1	0	0	0	-1	34	11.8
D	Brennan, Rich	15	4	5	9	14	2	0	0	0	0	1	1	2	44	9.1
D	Galanov, Maxim	13	3	6	9	2	2	0	0	0	0	0	0	2	23	13.0
LW	Goneau, Daniel	37	3	6	9	26	0	1	1	0	0	0	0	-4	44	6.8
C	Murray, Garth	32	2	7	9	49	0	0	0	1	0	0	0	8	27	7.4
D	Doig, Jason	33	2	7	9	63	1	0	0	0	0	0	0	4	69	2.9
LW	Hall, Todd	37	2	7	9	18	0	0	1	0	0	0	0	-2	33	6.1
RW	Ortmeyer, Jed	22	5	3	8	10	0	1	2	1	0	2	2	4	46	10.9
C	Moore, Dominic	22	4	4	8	12	0	0	0	2	0	0	0	4	32	12.5
LW	Sevigny, Pierre	12	3	5	8	14	1	0	1	0	0	0	0	-1	13	23.1
C	Newbury, Kris	15	3	5	8	28	1	0	0	0	0	0	1	-1	51	5.9
D	Purinton, Dale	45	0	8	8	185	0	0	0	0	0	0	0	E	39	0.0
RW	Weise, Dale	11	5	2	7	10	1	0	0	0	0	0	0	-4	20	25.0
RW	Fraser, Scott	6	4	3	7	4	2	0	0	1	0	0	1	2	19	21.1
RW	Hamilton, Jeff	6	4	3	7	0	2	0	1	0	0	1	0	3	24	16.7
RW	Klingberg, Carl	13	4	3	7	6	0	0	0	0	0	0	1	3	29	13.8
D	Bodie, Mat	15	3	4	7	6	0	0	0	1	0	0	0	1	18	16.7
C	Wells, Chris	20	3	4	7	38	1	0	2	1	0	0	0	6	18	16.7
D	Lampman, Bryce	29	3	4	7	20	1	0	1	1	1	1	0	6	34	8.8
C	Fata, Rico	10	2	5	7	4	0	0	0	1	0	0	0	-3	33	6.1
D	Sundin, Ronnie	14	2	5	7	15	0	0	0	0	0	0	0	1	18	11.1
C	Ulmer, Layne	15	2	5	7	2	0	0	0	1	0	0	0	4	24	8.3
C	Dube, Christian	15	0	7	7	10	0	0	0	0	0	0	0	-3	19	0.0
D	Redden, Wade	15	0	7	7	8	0	0	0	0	0	0	0	-4	27	0.0
C	Toms, Jeff	5	6	0	6	2	2	0	2	0	0	2	0	2	23	26.1
RW	Tripp, John	12	4	2	6	17	1	0	0	1	0	2	0	-4	45	8.9
C	Mitchell, John	6	3	3	6	0	2	0	1	0	0	1	0	-1	15	20.0
D	Wilford, Marty	10	3	3	6	6	0	0	2	0	2	0	0	2	14	21.4
LW	Sonnenberg, Martin	13	3	3	6	8	0	0	1	2	1	0	0	-1	39	7.7
RW	Kristo, Danny	15	3	3	6	2	2	0	1	1	0	0	0	-7	31	9.7
C	Ouellette, Mike	11	2	4	6	4	0	0	1	0	0	0	0	3	19	10.5
RW	Haggerty, Ryan	14	2	4	6	4	0	0	0	0	0	0	0	5	28	7.1
RW	Tuzzolino, Tony	24	2	4	6	22	0	0	1	0	0	0	0	-8	45	4.4
RW	Tessier, Kelsey	15	1	5	6	8	0	0	1	1	0	0	0	-1	15	6.7
D	Sanguinetti, Bobby	18	1	5	6	10	0	0	0	0	0	0	0	-6	34	2.9
D	Kloucek, Tomas	33	1	5	6	24	0	0	0	1	0	0	0	15	38	2.6
D	Mottau, Mike	15	0	6	6	23	0	0	0	0	0	0	0	-4	32	0.0
D	Degon, Marvin	20	0	6	6	6	0	0	0	0	0	0	0	2	14	0.0
C	Kolarik, Chad	3	3	2	5	0	3	0	0	1	0	0	0	-2	10	30.0
RW	Parenteau, P.A.	5	3	2	5	13	1	0	1	0	0	1	0	1	9	33.3
LW	Kane, Boyd	15	3	2	5	52	2	1	0	0	0	0	0	-2	35	8.6
D	Vasiliev, Alexei	21	3	2	5	4	0	0	1	1	0	0	0	-2	28	10.7



Derek Armstrong



Dane Byers



Bobby Sanguinetti

HARTFORD WOLF PACK ALL-TIME PLAYOFF SCORING AND GOALTENDING (cont.)

Pos	Player	GP	G	A	Pts.	PIM	PPG	SHG	GW	FG	OT	UA	EN	+/-	Shots	Sh%
LW	Owens, Jordan	26	2	3	5	17	0	0	0	0	0	1	0	-6	48	4.2
LW	Dupont, Brodie	13	1	4	5	21	0	0	0	0	0	0	0	2	29	3.4
C	Winnes, Chris	14	1	4	5	2	0	1	0	0	0	1	0	-2	37	2.7
D	Kostka, Michael	15	1	4	5	6	0	0	0	0	0	0	0	-3	25	4.0
D	Tyutin, Fedor	16	0	5	5	18	0	0	0	0	0	0	0	7	28	0.0
D	Campbell, Ed	21	0	5	5	47	0	0	0	0	0	0	0	5	23	0.0
LW	Audy-Marchessault, J.	9	4	0	4	20	0	0	1	3	0	1	0	-1	41	9.8
RW	MacDonald, Jason	10	4	0	4	50	0	0	0	2	0	0	0	E	22	18.2
C	York, Mike	6	3	1	4	0	0	0	1	1	0	0	0	5	15	20.0
D	Hutchinson, Andrew	5	2	2	4	4	0	0	0	0	0	0	0	3	12	16.7
C	Lyashenko, Roman	6	2	2	4	2	1	0	0	0	0	0	0	3	17	11.8
RW	Deveaux, Andre	9	2	2	4	47	1	0	0	0	0	0	0	2	7	28.6
LW	Bourque, Ryan	14	2	2	4	6	0	0	0	0	0	0	0	2	31	6.5
RW	Brown, Kevin	5	1	3	4	4	1	0	0	0	0	0	0	-2	13	7.7
D	O'Sullivan, Chris	7	1	3	4	11	0	0	0	1	0	0	0	1	27	3.7
D	Erixon, Tim	9	0	4	4	8	0	0	0	0	0	0	0	1	15	0.0
C	Harder, Mike	12	0	4	4	4	0	0	0	0	0	0	0	-5	13	0.0
D	Pock, Thomas	17	0	4	4	31	0	0	0	0	0	0	0	-1	46	0.0
D	Thompson, Brent	22	0	4	4	48	0	0	0	0	0	0	0	-1	17	0.0
C	Anisimov, Artem	11	3	0	3	2	1	0	1	2	0	1	0	-2	33	9.1
C	Nehring, Chad	15	2	1	3	4	1	0	0	0	0	0	0	-1	18	11.1
LW	Korpikoski, Lauri	23	2	1	3	2	1	0	0	0	0	0	0	-10	30	6.7
D	Parlett, Blake	6	1	2	3	2	0	0	0	0	0	0	0	-1	8	12.5
RW	Williams, Jeremy	6	1	2	3	4	1	0	0	1	0	0	0	E	17	5.9
RW	Thuresson, Andreas	9	1	2	3	0	0	0	1	0	1	0	0	E	13	7.7
LW	Grant, Tommy	14	1	2	3	10	0	0	0	1	0	0	0	-2	9	11.1
C	Hollweg, Ryan	15	1	2	3	28	0	0	0	0	0	0	1	E	28	3.6
D	Paul, Jeff	15	1	2	3	31	0	0	0	0	0	0	0	1	11	9.1
D	Hughes, Tommy	15	1	2	3	4	0	0	1	0	1	0	0	-2	12	8.3
D	Skjei, Brady	15	1	2	3	16	1	0	0	1	0	0	0	-3	15	6.7
C	Malhotra, Manny	28	1	2	3	10	0	0	0	0	0	0	0	-7	33	3.0
LW	Errey, Bob	7	0	3	3	8	0	0	0	0	0	0	0	2	15	0.0
C	Falardeau, Lee	11	0	3	3	6	0	0	0	0	0	0	0	-5	17	0.0
D	Valentenko, Pavel	15	0	3	3	18	0	0	0	0	0	0	0	1	12	0.0
RW	Zuccarello, Mats	2	1	1	2	4	0	0	0	0	0	0	0	1	1	100.0
C	Lemieux, Francis	4	1	1	2	6	0	0	0	0	0	0	0	E	4	25.0
LW	Hagelin, Carl	5	1	1	2	4	0	0	0	0	0	0	0	-1	9	11.1
RW	Couture, Derek	6	1	1	2	4	0	0	1	0	0	0	0	-1	4	25.0
RW	Cuthbert, Ryan	7	1	1	2	14	0	0	0	0	0	0	0	3	7	14.3
D	MacIsaac, Dave	10	1	1	2	56	0	0	0	0	0	0	0	E	12	8.3
D	Allen, Conor	12	1	1	2	10	0	0	0	0	0	0	0	-4	17	5.9
RW	Jessiman, Hugh	14	1	1	2	50	0	0	0	0	0	1	0	-1	17	5.9
LW	Brown, Tyler	15	1	1	2	2	0	0	1	0	0	0	0	-4	15	6.7
D	Pushor, Jamie	16	1	1	2	18	0	0	0	0	0	0	0	8	29	3.4
D	Liffiton, Dave	19	1	1	2	31	0	0	0	0	0	0	0	4	18	5.6
RW	Ekman, Nils	2	0	2	2	4	0	0	0	0	0	0	0	1	4	0.0
LW	Duerden, Dave	5	0	2	2	0	0	0	0	0	0	0	0	-3	5	0.0
D	Smrek, Peter	5	0	2	2	2	0	0	0	0	0	0	0	-4	9	0.0
D	Baranka, Ivan	6	0	2	2	2	0	0	0	0	0	0	0	E	8	0.0
D	Bouchard, Joel	6	0	2	2	20	0	0	0	0	0	0	0	2	17	0.0
C	Grachev, Evgeny	6	0	2	2	4	0	0	0	0	0	0	0	-2	10	0.0
D	Kundratek, Tomas	7	0	2	2	2	0	0	0	0	0	0	0	-2	5	0.0
D	Vernace, Mike	9	0	2	2	0	0	0	0	0	0	0	0	-2	11	0.0
D	Staal, Marc	12	0	2	2	8	0	0	0	0	0	0	0	-2	14	0.0
D	Sorochan, Lee	13	0	2	2	51	0	0	0	0	0	0	0	3	13	0.0
LW	O'Donnell, Shawn	13	0	2	2	12	0	0	0	0	0	0	0	-3	14	0.0
D	McIlrath, Dylan	20	0	2	2	32	0	0	0	0	0	0	0	1	22	0.0
G	Labbe, Jean-Francois	29	0	2	2	26	0	0	0	0	0	0	0	--	0	0.0
D	Pikkarainen, Hannu	3	1	0	1	2	0	0	0	0	0	0	0	-1	1	100.0
RW	Tanski, Scott	3	1	0	1	0	0	0	1	0	0	0	0	-1	3	33.3
D	Spinell, Steve	3	1	0	1	0	0	0	0	1	0	0	0	1	0	0.0
LW	Bell, Mark	5	1	0	1	4	0	1	0	0	0	0	1	-2	7	14.3
C	Garlock, Ryan	4	0	1	1	2	0	0	0	0	0	0	0	-1	0	0.0
LW	Gratton, Josh	4	0	1	1	11	0	0	0	0	0	0	0	-1	1	0.0
D	Bell, Brendan	5	0	1	1	4	0	0	0	0	0	0	0	-2	12	0.0
D	Fahey, Brian	5	0	1	1	6	0	0	0	0	0	0	0	-5	8	0.0
D	Bickel, Stu	6	0	1	1	6	0	0	0	0	0	0	0	-1	5	0.0
LW	Rissmiller, Patrick	6	0	1	1	6	0	0	0	0	0	0	0	-1	13	0.0
D	Filipowicz, Jayme	7	0	1	1	2	0	0	0	0	0	0	0	5	3	0.0
C	Miller, J.T.	8	0	1	1	2	0	0	0	0	0	0	0	-2	12	0.0
LW	Vaive, Justin	8	0	1	1	10	0	0	0	0	0	0	0	-4	7	0.0
LW	Blouin, Sylvain	9	0	1	1	63	0	0	0	0	0	0	0	-4	9	0.0
D	St. Croix, Chris	10	0	1	1	10	0	0	0	0	0	0	0	-2	9	0.0
G	Talbot, Cameron	10	0	1	1	0	0	0	0	0	0	0	0	--	0	0.0
G	Danis, Yann	14	0	1	1	0	0	0	0	0	0	0	0	--	0	0.0
D	Nightingale, Jared	19	0	1	1	18	0	0	0	0	0	0	0	-2	16	0.0
D	Grenier, Martin	25	0	1	1	97	0	0	0	0	0	0	0	E	9	0.0



Lauri Korpikoski



Marc Staal

HARTFORD WOLF PACK ALL-TIME PLAYOFF SCORING AND GOALTENDING (cont.)

Pos	Player	GP	G	A	Pts.	PIM	PPG	SHG	GW	FG	OT	UA	EN	+/-	Shots	Sh%
LW	Burnett, Garrett	1	0	0	0	2	0	0	0	0	0	0	0	E	0	0.0
RW	Moses, Steve	1	0	0	0	0	0	0	0	0	0	0	0	0	1	0.0
D	Risidore, Ryan	1	0	0	0	0	0	0	0	0	0	0	0	-3	1	0.0
LW	Soryal, Justin	1	0	0	0	0	0	0	0	0	0	0	0	E	0	0.0
LW	Stals, Juris	1	0	0	0	0	0	0	0	0	0	0	0	E	1	0.0
RW	Sugden, Brandon	1	0	0	0	0	0	0	0	0	0	0	0	0	0	0.0
G	Wiikman, Miika	1	0	0	0	0	0	0	0	0	0	0	0	--	0	0.0
LW	Yetman, Patrick	1	0	0	0	0	0	0	0	0	0	0	0	-1	0	0.0
LW	Bahensky, Zdenek	2	0	0	0	0	0	0	0	0	0	0	0	E	1	0.0
D	Bast, Ryan	2	0	0	0	2	0	0	0	0	0	0	0	-2	2	0.0
RW	Brendl, Pavel	2	0	0	0	0	0	0	0	0	0	0	0	0	1	0.0
D	Denisov, Vladimir	2	0	0	0	2	0	0	0	0	0	0	0	-2	1	0.0
LW	Fritz, Mitch	2	0	0	0	4	0	0	0	0	0	0	0	E	2	0.0
G	Gherson, Robert	2	0	0	0	0	0	0	0	0	0	0	0	--	0	0.0
C	Graham, Bruce	2	0	0	0	0	0	0	0	0	0	0	0	-2	1	0.0
D	Karpa, Dave	2	0	0	0	0	0	0	0	0	0	0	0	E	1	0.0
D	Reese, Dylan	2	0	0	0	2	0	0	0	0	0	0	0	-2	1	0.0
G	Skapski, Mackenzie	2	0	0	0	0	0	0	0	0	0	0	0	--	0	0.0
LW	Carpentier, Benjamin	3	0	0	0	2	0	0	0	0	0	0	0	0	0	0.0
G	Hnilicka, Milan	3	0	0	0	0	0	0	0	0	0	0	0	--	0	0.0
D	Kinch, Matt	3	0	0	0	0	0	0	0	0	0	0	0	E	1	0.0
LW	Scott, Richard	3	0	0	0	16	0	0	0	0	0	0	0	E	2	0.0
G	Valiquette, Steve	3	0	0	0	2	0	0	0	0	0	0	0	E	0	0.0
LW	DiDionete, Devin	4	0	0	0	6	0	0	0	0	0	0	0	-2	5	0.0
LW	Gosselin, Christian	4	0	0	0	17	0	0	0	0	0	0	0	-1	1	0.0
RW	Heerema, Jeff	4	0	0	0	9	0	0	0	0	0	0	0	-2	4	0.0
G	LeNeveu, David	4	0	0	0	0	0	0	0	0	0	0	0	--	0	0.0
D	Martin, Mike	4	0	0	0	2	0	0	0	0	0	0	0	-2	0	0.0
D	Smith, Adam	4	0	0	0	12	0	0	0	0	0	0	0	-4	5	0.0
C	Crowder, Paul	5	0	0	0	4	0	0	0	0	0	0	0	-2	4	0.0
C	McBride, Brock	5	0	0	0	2	0	0	0	0	0	0	0	0	2	0.0
LW	Severson, Cam	5	0	0	0	7	0	0	0	0	0	0	0	-2	1	0.0
LW	Tobler, Ryan	5	0	0	0	2	0	0	0	0	0	0	0	1	3	0.0
G	Grumet-Morris, Dov	6	0	0	0	2	0	0	0	0	0	0	0	--	0	0.0
D	MacMillan, Jeff	6	0	0	0	4	0	0	0	0	0	0	0	E	9	0.0
LW	Mehalko, Brad	6	0	0	0	14	0	0	0	0	0	0	0	-2	0	0.0
RW	Thomas, Christian	6	0	0	0	0	0	0	0	0	0	0	0	2	4	0.0
D	Urquhart, David	6	0	0	0	0	0	0	0	0	0	0	0	1	8	0.0
G	Zaba, Matt	6	0	0	0	0	0	0	0	0	0	0	0	--	0	0.0
C	Lee, Mark	7	0	0	0	2	0	0	0	0	0	0	0	-1	5	0.0
C	Pyatt, Tom	7	0	0	0	2	0	0	0	0	0	0	0	-6	10	0.0
G	Stauber, Robb	7	0	0	0	2	0	0	0	0	0	0	0	--	0	0.0
C	Potulny, Ryan	7	0	0	0	0	0	0	0	0	0	0	0	-3	4	0.0
G	Cloutier, Dan	8	0	0	0	2	0	0	0	0	0	0	0	--	0	0.0
G	Meyer, Scott	8	0	0	0	17	0	0	0	0	0	0	0	--	0	0.0
D	Sauer, Michael	8	0	0	0	10	0	0	0	0	0	0	0	1	6	0.0
C	Andrews, Bobby	9	0	0	0	2	0	0	0	0	0	0	0	-4	3	0.0
G	Holmqvist, Johan	9	0	0	0	0	0	0	0	0	0	0	0	--	0	0.0
D	Holt, Chris	9	0	0	0	2	0	0	0	0	0	0	0	--	0	0.0
D	Henry, Burke	10	0	0	0	4	0	0	0	0	0	0	0	3	13	0.0
D	Taylor, Jake	10	0	0	0	6	0	0	0	0	0	0	0	-1	8	0.0
C	Lawson, Lucas	11	0	0	0	0	0	0	0	0	0	0	0	E	10	0.0
G	Montoya, Al	12	0	0	0	2	0	0	0	0	0	0	0	--	0	0.0
G	LaBarbera, Jason	22	0	0	0	2	0	0	0	0	0	0	0	--	0	0.0



Matt Kinch



Chris Holt

Pos	Player	GP	Mins		GAA	W	L	EN	SO	GA	Saves	Sv%
G	Valiquette, Steve	3	129	: 36	1.85	1	1	1	0	4	61	0.938
G	LaBarbera, Jason	22	1397	: 35	1.93	12	10	3	3	45	611	0.931
G	Talbot, Cameron	10	609	: 26	2.17	5	5	0	2	22	329	0.937
G	Labbe, Jean-Francois	29	1766	: 49	2.38	18	11	1	3	70	916	0.929
G	Danis, Yann	14	866	: 41	2.42	7	7	1	0	35	429	0.925
G	LeNeveu, David	4	266	: 20	2.48	1	3	0	0	11	111	0.910
G	Meyer, Scott	8	504	: 48	2.50	3	4	1	0	21	255	0.924
G	Montoya, Al	12	648	: 21	2.59	5	5	1	2	28	247	0.898
G	Holt, Chris	9	513	: 00	2.92	4	4	1	0	25	261	0.913
G	Cloutier, Dan	8	478	: 48	3.01	5	3	0	0	24	278	0.921
G	Wiikman, Miika	1	58	: 42	3.07	0	1	0	0	3	16	0.842
G	Grumet-Morris, Dov	6	329	: 20	3.10	2	3	0	0	17	138	0.890
G	Holmqvist, Johan	9	477	: 33	3.14	3	5	0	0	25	208	0.893
G	Zaba, Matt	6	378	: 16	3.17	2	4	0	1	20	197	0.908
G	Hnilicka, Milan	3	98	: 46	3.64	0	1	0	0	6	35	0.854
G	Stauber, Robb	7	419	: 41	4.29	3	4	1	0	30	207	0.873
G	Skapski, Mackenzie	2	77	: 24	5.43	0	1	0	0	7	32	0.821
G	Gherson, Robert	2	77	: 21	6.98	0	2	0	0	9	25	0.735

All-time Playoff Leaders

Games Played

1	Gernander, Ken	78
2	Smyth, Brad	69
3	Armstrong, Derek	50
4	Purinton, Dale	45
5	Weller, Craig	41
6	Stock, P.J.	40
7	Virtue, Terry	38
8	Goneau, Daniel	37
	Hall, Todd	37
10	Giroux, Alexandre	35

Goals

1	Smyth, Brad	37
2	Gernander, Ken	16
3	Dawe, Jason	14
	Armstrong, Derek	14
5	Giroux, Alexandre	13
6	Vorobiev, Vladimir	11
	Dawes, Nigel	11
8	Kenady, Chris	10
9	Balej, Jozef	9
	Savard, Marc	9
	Wiseman, Chad	9

Assists

1	Armstrong, Derek	33
2	Smyth, Brad	32
3	Savard, Marc	31
4	Gernander, Ken	20
5	Giroux, Alexandre	16
6	Stock, P.J.	15
7	Bourque, Chris	13
	Lindberg, Oscar	13
	Wiseman, Chad	13
10	Dawes, Nigel	12

Points

1	Smyth, Brad	69
2	Armstrong, Derek	47
3	Savard, Marc	40
4	Gernander, Ken	36
5	Giroux, Alexandre	29
6	Dawes, Nigel	23
7	Wiseman, Chad	22
8	Dawe, Jason	21
9	Vorobiev, Vladimir	19
10	Hrivik, Marek	18

Penalty Minutes

1	Purinton, Dale	185
2	Stock, P.J.	183
3	Grenier, Martin	97
4	Weller, Craig	84
5	Virtue, Terry	72
6	Giroux, Alexandre	68
7	Blouin, Sylvain	63
	Doig, Jason	63
9	Armstrong, Derek	60
10	Ferraro, Peter	59
	Bannister, Drew	59
	Smyth, Brad	59

Power Play Goals

1	Smyth, Brad	11
2	Giroux, Alexandre	7
3	Vorobiev, Vladimir	5
4	Girardi, Daniel	4
	Byers, Dane	4
	Dawes, Nigel	4
	Savard, Marc	4
	Balej, Jozef	4
	Kenady, Chris	4
	Armstrong, Derek	4

Shorthanded Goals

1	Balej, Jozef	3
	Gernander, Ken	3
3	Crabb, Joey	2
	Dawe, Jason	2
5	Bell, Mark	1
	Winnes, Chris	1
	Mueller, Chris	1
	Kane, Boyd	1
	Ortmeyer, Jed	1
	Witehall, Johan	1
	Wiseman, Chad	1
	Goneau, Daniel	1
	Armstrong, Derek	1

Game-Winning Goals

1	Smyth, Brad	7
2	Balej, Jozef	4
3	Dawe, Jason	3
	Gernander, Ken	3
5	Toms, Jeff	2
	Wilford, Marty	2
	Immonen, Jarkko	2
	Vorobiev, Vladimir	2
	Wells, Chris	2
	Moore, Greg	2
	Ortmeyer, Jed	2
	Wiseman, Chad	2
	Giroux, Alexandre	2
	Virtue, Terry	2
	Armstrong, Derek	2

Plus/Minus

1	Dawe, Jason	21
2	Kloucek, Tomas	15
	Virtue, Terry	15
4	Armstrong, Derek	14
5	Dubinsky, Brandon	11
6	Savard, Marc	10
7	Dawes, Nigel	9
	Witehall, Johan	9
	Smyth, Brad	9
10	Pushor, Jamie	8
	Murray, Garth	8



Jozef Balej



Garth Murray

Hartford Wolf Pack/Connecticut Whale Team Honors

American Hockey League Awards

Calder Cup - AHL Champions

Year	Head Coach	General Manager
1999-2000	John Paddock	Don Maloney

Macgregor Kilpatrick Trophy - Regular Season Champions

Year	Head Coach	General Manager
1999-2000	John Paddock	Don Maloney

Richard F. Canning Trophy - Eastern Conference Playoff Champions

Year	Head Coach	General Manager
1999-2000	John Paddock	Don Maloney

Frank S. Mathers Trophy – Eastern Conference Regular Season Champions

Year	Head Coach	General Manager
2003-04	Ryan McGill	Jim Schoenfeld

F.G. (Teddy) Oke Trophy - New England Division Champions

Year	Head Coach	General Manager
1999-2000	John Paddock	Don Maloney
2014-15	Ken Gernander	Jim Schoenfeld

Emile Francis Trophy – Atlantic Division Champions

Year	Head Coach	General Manager
2003-04	Ryan McGill	Jim Schoenfeld
2008-09	Ken Gernander	Jim Schoenfeld

Jack A. Butterfield Trophy - Playoff MVP

1999-2000	Derek Armstrong
-----------	-----------------

Les Cunningham Award - Regular Season MVP

2000-01	Derek Armstrong
2003-04	Jason LaBarbera

John B. Sollenberger Trophy - Leading Scorer

2000-01	Derek Armstrong	32+69=101 pts.
---------	-----------------	----------------

Aldege “Baz” Bastien Memorial Award – Outstanding Goaltender

2003-04	Jason LaBarbera
---------	-----------------

Eddie Shore Award – Outstanding Defenseman

2007-08	Andrew Hutchinson
---------	-------------------

Harry (Hap) Holmes Memorial Award - Team Goaltending

1999-2000	Milan Hnilicka/J-F. Labbe
2004-05	Steve Valiquette/Jason LaBarbera

Fred T. Hunt Memorial Award – Sportsmanship, Determination and Dedication to Hockey

2003-04	Ken Gernander
---------	---------------

Yanick Dupre Memorial Award - AHL Man of the Year

1998-99	Brent Thompson
---------	----------------

James H. Ellery Memorial Award - Outstanding Media

1997-98	Rich Coppola (TV)
2000-01	Bob Crawford (Radio)

AHL All-Star Game Selections

2021	Tarmo Reunanen	Atlantic Division
2021	Morgan Barron	Atlantic Division
2020	Igor Shesterkin	Atlantic Division
2020	Joey Keane	Atlantic Division
2019	John Gilmour	Atlantic Division
2018	John Gilmour	Atlantic Division
2017	Nicklas Jensen	Atlantic Division
2016	Ryan Graves	Atlantic Division
2015	Chris Bourque	Eastern Conference
2013	@Chad Kolarik	Eastern Conference
	#J.T. Miller	Eastern Conference
2011	Jeremy Williams	Eastern Conference
2010	Corey Locke	Canada
	Bobby Sanguinetti	Planet USA
2009	Artem Anisimov	Planet USA
	&Bobby Sanguinetti	Planet USA
2008	*Nigel Dawes	Canada
	Greg Moore	Planet USA
2007	*Dan Girardi	Canada
	Ryan Callahan	Planet USA
2006	Al Montoya	Planet USA
	Thomas Pöck	Planet USA
2005	Jason LaBarbera	Canada
	Lawrence Nycholat	Canada
2004	&Fedor Tyutin	Planet USA
	Chad Wiseman	Canada
2003	John Tripp	Canada
2002	Mike Mottau	PlanetUSA
	Rico Fata	Canada
2001	*Derek Armstrong	Canada
	*Tomas Kloucek	PlanetUSA
	#Mike Mottau	PlanetUSA
	Brad Smyth	Canada
	*Johan Witehall	PlanetUSA
	Vitali Yermeyev	PlanetUSA
2000	Derek Armstrong	Canada
	Ken Gernander	PlanetUSA
	J-F. Labbe	Canada
1999	Derek Armstrong	Canada
	Rich Brennan	PlanetUSA
	Ken Gernander	PlanetUSA

**Did not play (recall)... #Roster replacement... &Did not play (injured) ...
@Traded prior to event*

AHL All-Star Game Honors

1999	Derek Armstrong	Canadian Player of the Game
------	-----------------	-----------------------------

AHL All-Star Team Selections

2018-19	D	John Gilmour	1 st
2016-17	RW	Taylor Beck	1 st
2014-15	LW	Chris Bourque	1 st
2009-10	C	Corey Locke	2 nd
2008-09	RW	P.A. Parenteau	1 st
2007-08	D	Andrew Hutchinson	1 st
	RW	P.A. Parenteau	2 nd
2005-06	D	Thomas Pöck	2 nd
2003-04	G	Jason LaBarbera	1 st
2001-02	RW	Brad Smyth	1 st
	RW	Rico Fata	2 nd
2000-01	C	Derek Armstrong	1 st
	RW	Brad Smyth	1 st (tie)
1999-2000	C	Derek Armstrong	2 nd

Hartford Wolf Pack/Connecticut Whale Team Honors (cont.)

AHL All-Rookie Team Selections

2006-07	RW	Ryan Callahan
2005-06	D	Daniel Girardi
2000-01	D	Mike Mottau
1999-2000	D	Tomas Kloucek



John Paddock

GEICO Connecticut Cup

2004-05	Hartford Wolf Pack
2005-06	Hartford Wolf Pack
2006-07	Hartford Wolf Pack
2007-08	Hartford Wolf Pack
2008-09	Bridgeport Sound Tigers
2009-10	Hartford Wolf Pack
2010-11	Connecticut Whale
2011-12	Bridgeport Sound Tigers



Jake Taylor

The Hockey News Honors

Minor Pro Coach of the Year
1999-2000 John Paddock

Team Awards

MVP

2018-19	Steven Fogarty
2017-18	Cole Schneider
2016-17	Nicklas Jensen
2015-16	Magnus Hellberg
2014-15	Chris Bourque
2013-14	Dov Grumet-Morris
2012-13	Kris Newbury
2011-12	Kris Newbury
2010-11	Dov Grumet-Morris
2009-10	Dale Weise
2008-09	P.A. Parenteau
2007-08	Andrew Hutchinson
2006-07	Nigel Dawes
2005-06	Jarkko Immonen
2004-05	Jason LaBarbera/Steve Valiquette (tie)
2003-04	Jason LaBarbera
2002-03	Dixon Ward
2001-02	Rico Fata
2000-01	Derek Armstrong
1999-00	Derek Armstrong
1998-99	Derek Armstrong
1997-98	Ken Gernander

Top Rookie

2003-04	Dominic Moore
2002-03	Garth Murray
2001-02	Jamie Lundmark
2000-01	Mike Mottau
1999-00	Tomas Kloucek
1998-99	Johan Witehall
1997-98	Marc Savard

Top Defenseman

2008-09	Corey Potter
2003-04	Lawrence Nycholat
2002-03	Matt Kinch
2001-02	Mike Mottau
2000-01	Drew Bannister
1999-00	Terry Virtue
1998-99	Brent Thompson
1997-98	Brent Thompson

Top Defensive Forward

2002-03	Ken Gernander/Roman Lyashenko
2001-02	Ken Gernander
2000-01	Ken Gernander
1999-00	Ken Gernander
1998-99	Ken Gernander
1997-98	Todd Hall

7th Player/Unsung Hero

2018-19	Ryan Lindgren
2017-18	Gabriel Fontaine
2016-17	Matt Carey
2015-16	Chad Nehring
2014-15	Justin Vaive
2013-14	Ryan Bourque
2012-13	Mike Vernace
2011-12	Kelsey Tessier
2010-11	Kelsey Tessier
2009-10	Brodie Dupont
2008-09	Michael Sauer
2007-08	Corey Potter
2006-07	Dane Byers/Dwight Helminen
2005-06	Daniel Girardi
2004-05	Ryan Hollweg
2003-04	Craig Weller
2002-03	Richard Scott
2001-02	Boyd Kane/Chris St. Croix
2000-01	Richard Scott
1999-2000	Todd Hall
1998-99	Todd Hall
1997-98	Chris Winnes

Mary Lynn Gorman Community

Service Award

2018-19	John Gilmour
2017-18	Chris Nell
2016-17	Chris Brown/Philip McRae
2015-16	Chris Summers
2014-15	Ryan Bourque
2013-14	Ryan Bourque
2012-13	Kelsey Tessier
2011-12	Kelsey Tessier
2010-11	Jared Nightingale
2009-10	Brodie Dupont
2007-08	Mitch Fritz
2006-07	Hugh Jessiman/Jake Taylor
2005-06	Colby Genoway/Alexandre Giroux
2004-05	Dominic Moore
2003-04	Phil Osaer
2002-03	Dean Arsene
2001-02	Richard Scott
2000-01	Mike Mottau
1999-2000	Brad Smyth
1998-99	Brent Thompson
1997-98	Brent Thompson

Bob Girouard Character Award

2018-19	Steven Fogarty
2017-18	Steven Fogarty
2016-17	Chris Summers
2015-16	Chris Summers
2014-15	Joey Crabb
2013-14	Aaron Johnson/Darroll Powe (tie)
2012-13	Ryan Bourque
2011-12	Wade Redden
2010-11	Jared Nightingale
2009-10	Andres Ambühl
2008-09	Jordan Owens
2007-08	Jake Taylor
2006-07	Dave Liffiton
2005-06	Craig Weller
2004-05	Jed Ortmeyer
2003-04	Ken Gernander
2002-03	Ken Gernander
2001-02	Ken Gernander

AHL All-Rookie Team

Player	Season	Pos	GP	G	A	Pts	+/-
Marc Savard	1997-98	F	58	21	53	74	+16
Tomas Kloucek	1999-2000	D	73	2	8	10	+22
Mike Mottau	2000-01	D	61	10	33	43	+13
Daniel Girardi	2005-06	D	66	8	31	39	+14
Ryan Callahan	2006-07	F	60	35	20	55	+7

AHL All-Star Teams

Player	Season	Team	Pos	GP	G	A	Pts
Derek Armstrong	1999-2000	Second	C	77	28	54	82
Derek Armstrong	2000-01	First	C	75	32	69	101
Brad Smyth	2000-01	First (tie)	RW	77	50	29	79
Brad Smyth	2001-02	First	RW	79	34	48	82
Rico Fata	2001-02	Second	RW	61	35	36	71
Jason LaBarbera	2003-04	First	G	34-9-9	1.84	93.4	
Thomas Pöck	2005-06	Second	D	67	15	46	61
Andrew Hutchinson	2007-08	First	D	67	18	46	64
P.A. Parenteau	2007-08	Second	RW	75	34	47	81
P.A. Parenteau	2008-09	First	RW	74	29	49	78
Corey Locke	2009-10	Second	C	76	31	54	85
Chris Bourque	2014-15	First	LW	73	29	37	66
Taylor Beck	2016-17	First	RW	54	19	44	63
John Gilmour	2018-19	First	D	70	20	34	54

(between Hartford and Bakersfield)

