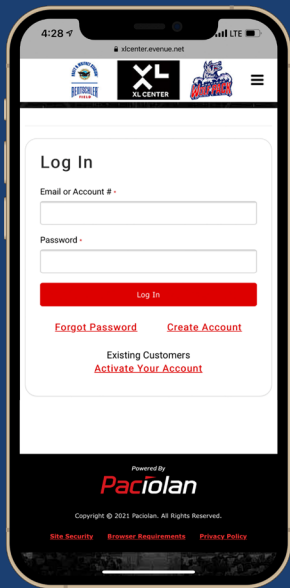
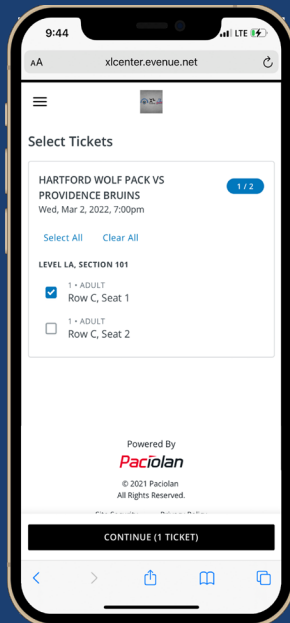


How to Transfer Your Mobile Tickets



Step 1: Login to your account using your email or account # and password

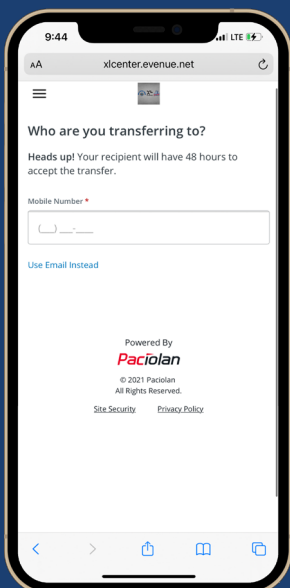


Step 2: Select the desired game you wish to transfer

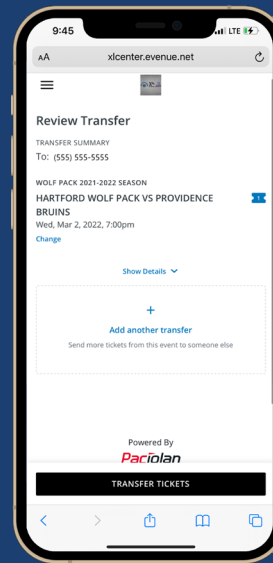
Select a ticket from the desired game and click **Transfer**

Additional tickets can be added on the next screen

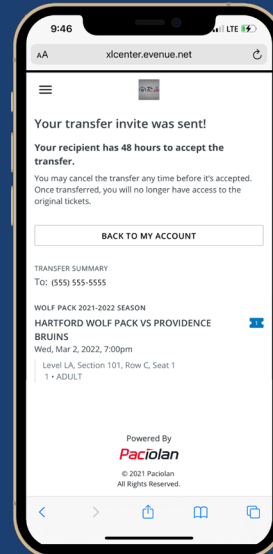
Select all the seats you wish to transfer and click **Continue**



Step 3: Type in the mobile number of the person you wish to transfer the tickets to and click **Confirm**



Step 4: Review your transfer and click **Transfer Tickets**



WHY TRANSFER YOUR TICKETS?

If you arriving separately, sold / giving your tickets to someone else, or can't attend a game, transferring your tickets are a perfect option!