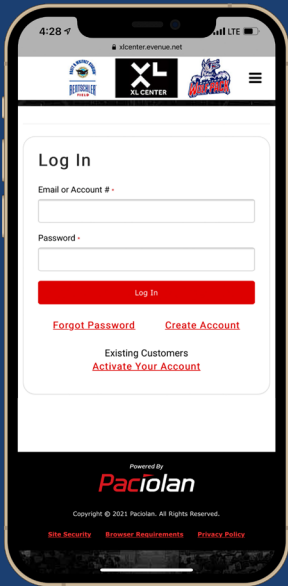
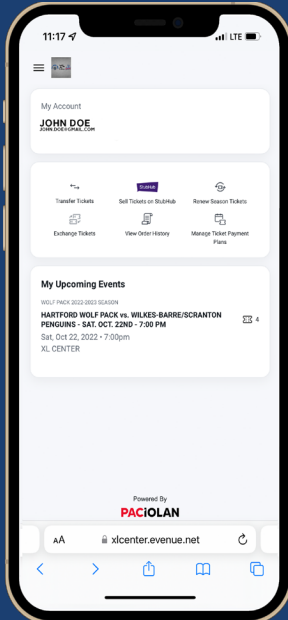


# How to Transfer Your Mobile Tickets



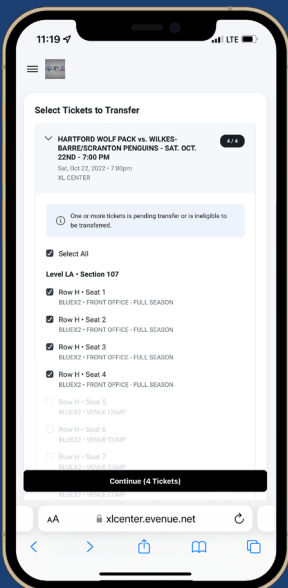
**Step 1:** Login to your account using your email or account # and password



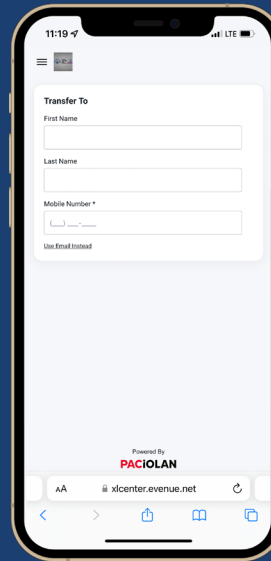
**Step 2:** Select the desired game you wish to transfer

Select a ticket from the desired game and click **Transfer**

Additional tickets can be added on the next screen

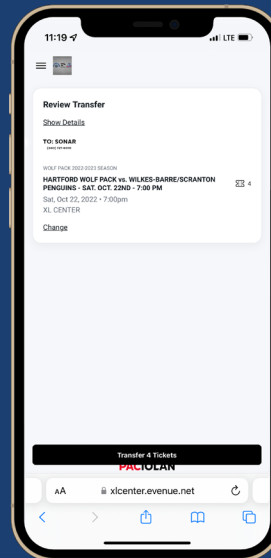


**Step 3:** Select all the seats you wish to transfer and click **Continue**



**Step 4:** Type in the mobile number, name, or email address of the person you wish to transfer the tickets to

Double check you have the right number



**Step 5:** Review your transfer and click **Transfer Tickets**

## WHY TRANSFER YOUR TICKETS?

If you are arriving separately, sold / giving your tickets to someone else, or can't attend a game, transferring your tickets are a perfect option!