



# PROVIDENCE BRUINS

## 2025-26 GAME NOTES

### FORWARDS

NO.	NAME	POS	HT	WT	SHT	DOB	BIRTHPLACE	DRAFT/FA
8	Jake Schmaltz	F	6-2	190	L	04/24/2001	McFarland, WI	2019 (R7) BOS
10	Georgii Merkulov	F	5-11	174	L	10/10/2000	Ryazan, RUS	Free Agent
11	Riley Duran	F	6-2	189	R	01/25/2002	Woburn, MA	2020 (R6) BOS
14	Ryan Tattle	F	5-10	180	L	09/07/2001	Port Moody, BC	Free Agent
16	Christopher Brown	F	6-0	185	R	02/22/1996	Bloomfield Hills, MI	2014 (R6) BUF
17	Navrin Mutter	F	6-3	213	L	03/15/2001	Lucan, ON	Free Agent
18	Matej Blumel	F	6-0	202	L	05/31/2000	Brno, CZE	2019 (R4) EDM
21	Matthew Poitras	F	5-11	189	R	03/10/2004	Whitby, ON	2022 (R2) BOS
22	Fabian Lysell	F	5-11	186	R	01/19/2003	Goteborg, SWE	2021 (R1) BOS
26	John Farinacci	F	5-11	184	R	02/14/2001	Red Bank, NJ	2019 (R3) ARI
27	Riley Tufte	F	6-6	233	L	04/10/1998	Coon Rapids, MN	2016 (R1) DAL
38	Patrick Brown (C)	F	6-1	218	R	05/29/1992	Bloomfield Hills, MI	Free Agent
43	Dans Locmelis	F	6-0	179	L	01/21/2004	Jelgava, LAT	2022 (R4) BOS
46	Jacob Hudson	F	5-8	179	R	12/02/2000	Antigonish, NS	Free Agent
47	Joey Abate	F	6-1	196	L	09/26/1998	Bloomington, IL	Free Agent
72	Alexis Gendron	F	5-11	189	L	12/30/2003	Coteau-du-Lac, QC	2022 (R7) PHI

### DEFENSEMEN

NO.	NAME	POS	HT	WT	SHT	DOB	BIRTHPLACE	DRAFT/FA
6	Billy Sweezey	D	6-1	202	R	02/06/1996	Hanson, MA	Free Agent
9	Colin Felix	D	6-0	202	R	01/07/1999	Camden, NJ	Free Agent
13	Max Wanner	D	6-3	202	R	03/12/2003	Estevan, SK	2021 (R7) EDM
23	Michael Callahan	D	6-2	195	L	09/23/1999	Franklin, MA	2018 (R5) ARI
24	Ty Gallagher	D	6-0	190	R	03/06/2003	Clarkston, MI	2021 (R7) BOS
29	Victor Soderstrom	D	6-0	189	R	02/26/2001	Skutskär, SWE	2019 (R1) ARI
42	Frederic Brunet	D	6-2	199	L	08/21/2003	Gatineau, QC	2022 (R5) BOS
86	Christian Wolanin	D	6-2	190	L	03/17/1995	Quebec, QC	2015 (R4) OTT

### GOALTENDERS

NO.	NAME	POS	HT	WT	CAT	DOB	BIRTHPLACE	DRAFT/FA
30	Michael DiPietro	G	6-0	205	L	06/09/1999	Windsor, ON	2017 (R3) VAN
31	Max Lundgren	G	6-5	230	L	04/03/2002	Angelholm, SWE	Free Agent
34	Simon Zajicek	G	6-2	185	L	06/25/2001	Frydlant, CZ	Free Agent



# PRONUNCIATION GUIDE



10 - Georgii Merkulov: JOHR-jee MUHRK-uh-lawf

11 - Riley Duran: DUH-ran

13 - Max Wanner: WAH-nuhr

18 - Matej Blumel: ma-TAY bloo-MEHL

21 - Matthew Poitras: PAW-trah

22 - Fabian Lysell: FAY-bee-ihn LIGH-sehl

26 - John Farinacci: fah-rihn-AH-chee

27 - Riley Tuft: TUHF-tee

29 - Victor Soderstrom: SOH-duhr-strum

30 - Michael DiPietro: dee-pee-EH-troh

34 - Simon Zajicek: see-MOHN ZAH-yee-chek

42 - Frederic Brunet: broo-NAY

43 - Dans Locmelis: Dahns LUSH-mill-us

47 - Joey Abate: uh-BAH-tay

72 - Alexis Gendron: uh-LEHX-ee JEHN-dron

75 - Lukas Reichel: RYE-kuhl

86 - Christian Wolanin - woh-LA-nihn

HC - Ryan Mouganel - moo-jehn-EHL

AC - Ryan Bourque - BOHRK



# GAME PREVIEW



## PROVIDENCE BRUINS AT HARTFORD WOLF PACK

51-14-2-0 (1ST ATL)

24-34-5-3 (8TH ATL)

GAME 68 • APRIL 10, 2026 • PEOPLESBANK ARENA • 7:00 P.M.

### BRUINS BITES

- The Providence Bruins (51-14-2-0) begin a three-in-three weekend visiting the Hartford Wolf Pack (24-34-5-3) for the final time this season.
- The P-Bruins are 7-2-0 against the Wolf Pack this season, outscoring them 30-19.
- Providence took the last meeting 7-0 at the Amica Mutual Pavilion on March 14.
- Last week, the P-Bruins earned five out of a possible six points on an upstate New York road trip to Utica, Syracuse, and Rochester.
- Providence defeated Utica 3-2 in a shootout, Syracuse 4-2, and fell 2-1 in OT to Rochester.
- Riley Tuft ranks tied for third in the AHL with 31 goals.
- Goaltender Michael DiPietro leads the AHL with a 1.95 goals against average and a .929 save percentage. He ranks first with 32 wins.
- The P-Bruins lead the Atlantic Division in power play percentage (20.7%) and penalty kill percentage (84.7%).

### BY THE NUMBERS

#### BRUINS

**RECORD:** 51-14-2-0

**GOALS FOR:** 225

**GOALS AGAINST:** 150

**PP:** 20.7% (44/213)

**PK:** 84.7% (30/196)

**SCORER:** Merkulov (21-35-56)

#### WOLF PACK

**RECORD:** 24-34-5-3

**GOALS FOR:** 173

**GOALS AGAINST:** 230

**PP:** 13.9% (29/209)

**PK:** 82.1% (40/224)

**SCORER:** Fix-Wolansky (27-19-46)

### LEADERS

**GOALS:** Tuft (31)

**ASSISTS:** Merkulov (35)

**POINTS:** Merkulov (56)

**+/-:** Brown (+34)

**PIM:** Mutter (91)

**PPGs:** Brown, Poitras (6)

**GAA:** DiPietro (1.95)

**SAVE %:** DiPietro (.929)

**WINS:** DiPietro (32)

### CONTACT

Jordan Conn - Communications Specialist  
C: (617)-297-1562  
JConn@bostonbruins.com




# HC - RYAN MOUGENEL



Ryan Mougengel enters his fifth season as head coach of the Providence Bruins after spending the previous three seasons as an assistant coach for the team. Prior to joining the P-Bruins in 2018-19, he spent four seasons as an assistant coach with San Jose's AHL affiliates. He began working under head coach Roy Sommer in 2014 with the Worcester Sharks and kept his role when the franchise relocated to San Jose as the Barracuda. Mougengel's teams made the playoffs each of those seasons highlighted by a Pacific Division Championship and run to the Conference Finals in 2017. His first taste of AHL coaching experience came in 2013-14 as an assistant coach with Hershey.

The native of Scarborough, Ontario got his coaching start in the ECHL with the Fresno Falcons from 2005-2009. Working as the assistant coach, his team made the postseason in each of his first three seasons. He then moved on to become the head coach of the ECHL's Las Vegas Wranglers from 2009-13. The Wranglers qualified for the postseason with Mougengel at the helm in each of his four seasons, highlighted by a run to the Finals in 2011-12. He was a head coach in the 2011 ECHL All Star game and was promoted to General Manager of Las Vegas during his final ECHL season.

Prior to coaching, Mougengel played parts of six pro seasons between the AHL and ECHL. His lone season of AHL action came with Rochester in 1999-00, suiting up in 20 games for the Amerks registering a goal. He spent five years in the ECHL from 1997-03 with Atlantic City, Chesapeake, Hampton Roads and Jackson scoring 105 points (46g-59a) and 271 penalty minutes over 180 games. He was part of Atlantic City's 2003 Kelly Cup Championship team, scoring a goal and eight assists over 17 playoff games.



## COACH MOUGENEL BY YEAR

2005-09	Fresno Falcons (ECHL)	Assistant Coach
2009-13	Las Vegas Wranglers (ECHL)	Head Coach
2014-15	Worcester Sharks (AHL)	Assistant Coach
2015-18	San Jose Barracuda (AHL)	Assistant Coach
2018-21	Providence Bruins	Assistant Coach
2021-Pres.	Providence Bruins	Head Coach

Year	W	L	OTL	SOL	PTS
2021-22	36	25	5	6	83
2022-23	44	18	8	2	98
2023-24	42	21	6	3	93
2024-25	41	23	5	3	90



# COACHING STAFF



## TRENT WHITFIELD - ASSISTANT COACH



Trent Whitfield enters his ninth season as an assistant coach for the Providence Bruins. The Alameda, Saskatchewan, native recently served as an assistant coach of the Calgary Hitmen of the Western Hockey League (WHL) in 2015-16. The previous season, he was an assistant coach of the Portland Pirates of the American Hockey League (AHL) in 2014-15. Whitfield enjoyed a successful 15-year playing career at the ECHL, AHL, and NHL levels, skating in 194 NHL games with the Boston Bruins, St. Louis Blues, Washington Capitals, and New York Rangers. He compiled 11 goals and 18 assists for 29 points. Whitfield played in 812 games at the AHL level with the Providence Bruins, Peoria Rivermen, and Portland Pirates, totaling 247 goals and 349 assists for 596 points.

## RYAN BOURQUE - ASSISTANT COACH



Ryan Bourque enters his first season as an assistant coach for the Providence Bruins. The Boxford, Mass., native spent the 2024-25 season as the Head Coach of Cushing Academy, where he graduated from in 2009. Bourque was an assistant coach at the the U.S. National Team Development Program for the 2023-24 season and an assistant coach for the South Carolina Stingrays of the ECHL from 2021-23. As a player, Bourque appeared in 585 career AHL games for Hartford, Hershey, Bridgeport, and Charlotte, tallying 85 goals and 118 assists for 203 points. The forward notched a career-high 21 goals during the 2013-14 season with Hartford. Bourque, son of former Boston Bruin and Hockey Hall of Fame Inductee Ray Bourque, played two seasons in the QMJHL with the Quebec Ramparts prior to turning professional in 2011.

## MIKE DUNHAM - GOALTENDING COACH




Mike Dunham enters his ninth season with the Bruins organization after being named the Goaltender Development Coach in July of 2017. The Johnson City, NY, native joined the Bruins after spending the previous nine seasons with the New York Islanders as their goaltending coach. Dunham was originally selected by New Jersey in the third round (53rd overall) of the 1990 NHL Entry Draft. The netminder played three seasons of college hockey at the University of Maine from 1990-93, earning both Hockey East First Team All-Star and NCAA East First Team All-American honors in 1992-93 as he helped the Black Bears to a national championship. He played his first three professional seasons with Albany in the AHL, then played ten NHL seasons with New Jersey, Nashville, New York Rangers, Atlanta, and New York Islanders. He compiled a 141-178-44 record with a 2.74 GAA and a .908 save percentage in 394 NHL games.



# TEAM STAFF



**EVAN GOLD**  
GENERAL MANAGER  
FOURTH SEASON




**DAN HICKEY**  
HEAD ATHLETIC TRAINER  
FIFTH SEASON



**CAM WOLBACH**  
VIDEO COACH HOCKEY OPS  
FIRST SEASON



**DYLAN LOTHIAN**  
ASSISTANT ATHLETIC TRAINER  
FIRST SEASON



**ANTHONY PELLECCIONE**  
HEAD EQUIPMENT MANAGER  
12TH SEASON




**DAVE PEZZULLO**  
PHYSICAL THERAPIST  
15TH SEASON



**MATT EMERSON**  
ASSISTANT EQUIPMENT MANAGER  
NINTH SEASON



**WYATT LAWRENCE**  
PERFORMANCE COACH  
FIRST SEASON



**JORDAN CONN**  
COMMUNICATIONS SPECIALIST  
FOURTH SEASON



# GAME-BY-GAME RESULTS



## OCTOBER

DATE	OPP	W/L	RECORD	SHOTS	GOALS	GOALIE
10/11	@BRI	W, 3-2, OT	1-0-0-0	23-25	Merkulov, Brunet, Blumel	Zajicek (23/25)
10/12	CLT	W, 6-3	2-0-0-0	29-37	Lysell, Blumel, Steeves, Brown, Lysell, Lysell, Steeves	DiPietro (34/37)
10/17	@BRI	W, 5-3	3-0-0-0	32-30	Tufte, Steeves, Brown, Steeves, Tufte	DiPietro (27/30)
10/18	HFD	W, 5-2	4-0-0-0	22-33	Aspirot, Tufte, Locmelis, Sweezey, Merkulov	Zajicek (31/33)
10/24	SPR	W, 5-3	5-0-0-0	41-23	Locmelis, Tufte, Brown, Lysell, Brown	DiPietro (20/23)
10/26	BRI	W, 4-1	6-0-0-0	25-24	Merkulov, Harrison, Merkulov, Brunet	Zajicek (23/24)
10/29	@WBS	W, 3-1	7-0-0-0	16-26	Harrison, Tufte, Merkulov	DiPietro (25/26)

## NOVEMBER

DATE	OPP	W/L	RECORD	SHOTS	GOALS	GOALIE
11/1	HER	L, 2-0	7-1-0-0	25-29		Zajicek (27/28)
11/2	CLT	W, 5-2	8-1-0-0	35-23	Farinacci, Brown, Tufte, Lysell, Tufte	DiPietro (21/31)
11/7	@CLE	W, 2-1	9-1-0-0	25-43	Locmelis, Farinacci	DiPietro (42/43)
11/8	@CLE	W, 3-2, OT	10-1-0-0	21-30	Schmaltz, Farinacci, Poitras	Zajicek (28/30)
11/12	HFD	W, 3-2, OT	11-1-0-0	45-28	Abate, Brown, Lysell	DiPietro (26/28)
11/15	UTC	W, 3-2, OT	12-1-0-0	45-36	Locmelis, Tufte, Locmelis	Zajicek (34/36)
11/16	LAV	L, 2-0	12-2-0-0	26-27		DiPietro (25/26)
11/21	LV	W, 3-2	13-2-0-0	23-32	Schmaltz, Brown, Perreault	Zajicek (30/32)
11/22	WBS	L, 1-0	13-3-0-0	27-35		DiPietro (34/35)
11/26	@TOR	W, 5-1	14-3-0-0	26-36	Lysell, Brown, Lysell, Merkulov, Locmelis	DiPietro (35/36)
11/29	@BEL	W, 6-3	15-3-0-0	25-19	Brown, Perreault, Perreault, Poitras, Locmelis, Schmaltz	DiPietro (16/19)
11/30	@BEL	W, 6-4	16-3-0-0	30-25	Schmaltz, Soderstrom, Lysell, Brunet, Duran, Poitras	Zajicek (21/25)

## DECEMBER

DATE	OPP	W/L	RECORD	SHOTS	GOALS	GOALIE
12/2	@LAV	L, 4-1	16-4-0-0	29-22	Brunet	DiPietro (18/22)
12/6	@SPR	W, 4-3, OT	17-4-0-0	31-23	Schmaltz, Brown, Lysell, Wolanin	Zajicek (20/23)
12/7	SPR	L, 3-1	17-5-0-0	46-16	Merkulov	DiPietro (13/15)
12/10	@HER	W, 3-1	18-5-0-0	34-38	Harrison, Tufte, Lysell	DiPietro (37/38)
12/12	@HER	W, 4-1	19-5-0-0	35-30	Merkulov, Locmelis, Poitras, Gallagher	Zajicek (29/30)
12/13	@WBS	L, 2-1, OT	19-5-1-0	25-50	Tufte	DiPietro (14/14), Zajicek (34/36)
12/20	SYR	W, 3-1	20-5-1-0	29-24	Merkulov, Merkulov, Merkulov	Zajicek, (23/24)
12/27	@SPR	W, 7-1	21-5-1-0	31-26	Locmelis, Harrison, Poitras, Brown, Merkulov, Poitras, Gallagher	Cavallin, (25/26)
12/31	@SPR	L, 4-2	21-6-1-0	42-25	Soderstrom, Brown	Zajicek (21/24)

## JANUARY

DATE	OPP	W/L	RECORD	SHOTS	GOALS	GOALIE
1/2	@HFD	W, 4-1	22-6-1-0	33-32	Blumel, Locmelis, Merkulov, Locmelis	DiPietro (31/32)
1/4	SPR	W, 3-1	23-6-1-0	35-17	Locmelis, Brunet, Tufte	DiPietro (16/17)
1/9	BRI	W, 4-1	24-6-1-0	35-25	Locmelis, Wolanin, Soderstrom, Blumel	DiPietro (24/25)
1/10	@HFD	L, 5-1	24-7-1-0	25-28	Tufte	Zajicek (23/28)
1/11	LV	W, 4-2	25-7-1-0	23-30	Gallagher, Tufte, Brunet, Brown	DiPietro (28/30)
1/14	WBS	L, 4-1	25-8-1-0	37-24	Callahan	DiPietro (20/22)
1/17	CLE	W, 5-0	26-8-1-0	30-21	Tufte, Blumel, Lysell, Harrison, Blumel	DiPietro (21/21)
1/18	CLE	W, 6-2	27-8-1-0	25-32	Farinacci, Brunet, Wolanin, Tufte, Locmelis, Blumel	Cavallin (30/32)
1/23	BEL	W, 2-1, OT	28-8-1-0	29-26	Poitras, Lysell	DiPietro (25/26)
1/24	@BRI	W, 4-3, SO	29-8-1-0	35-29	Brown, Bancroft, Tufte, Farinacci (shootout)	Cavallin (26/29)
1/25	TOR	W, 4-3, OT	30-8-1-0	38-35	Lysell, Merkulov, Poitras, Harris	DiPietro (32/35)
1/31	@CLT	W, 4-1	31-8-1-0	21-20	Tufte, Tufte, Farinacci, Locmelis	DiPietro (19/20)



# GAME-BY-GAME RESULTS



## FEBRUARY

DATE	OPP	W/L	RECORD	SHOTS	GOALS	GOALIE
2/1	@CLT	W, 3-0	32-8-1-0	17-31	Soderstrom, Blumel, Blumel	Zajicek (7/7), DiPietro (24/24)
2/4	@BRI	W, 2-1	33-8-1-0	19-37	Tufte, Wolanin	DiPietro (36/37)
2/6	HFD	W, 3-1	34-8-1-0	32-29	Merkulov, Brunet, Merkulov	DiPietro (28/29)
2/7	@HFD	W, 2-1, SO	35-8-1-0	30-26	Harrison, Merkulov (shootout)	Cavallin (25/26)
2/14	@BRI	W, 4-2	36-8-1-0	25-18	Brunet, Wolanin, Farinacci, Tufte	Cavallin (16/18)
2/15	BRI	W, 3-2, OT	37-8-1-0	16-31	Lysell, Wolanin, Brunet	DiPietro (29/31)
2/20	BEL	W, 5-2	38-8-1-0	39-27	Harrison, Tufte, Blumel, Harrison, Abate	DiPietro (25/27)
2/21	@SPR	L, 3-2	38-9-1-0	33-33	Tufte, Poitras	Cavallin (30/33)
2/22	HFD	L, 5-2	38-10-1-0	30-27	Brown, Soderstrom	DiPietro (22/27)
2/25	@LV	W, 6-4	39-10-1-0	29-32	Blumel, Merkulov, Brown, Brown, Farinacci, Abate	Cavallin (28/32)
2/28	BRI	W, 3-2, SO	40-10-1-0	30-18	Gallagher, Blumel, Tufte (shootout)	DiPietro (16/18)

## MARCH

DATE	OPP	W/L	RECORD	SHOTS	GOALS	GOALIE
3/1	BRI	W, 3-2	41-10-1-0	17-38	Duran, Poitras, Blumel	DiPietro (36/38)
3/4	@HFD	W, 3-2	42-10-1-0	25-41	Brunet, Tufte, Poitras	DiPietro (39/41)
3/7	@BRI	L, 4-1	42-11-1-0	25-25	Tufte	Cavallin (21/25)
3/8	HER	W, 5-4	43-11-1-0	41-28	Abate, Wolanin, Blumel, Schmaltz, Tufte	DiPietro (24/28)
3/11	@SPR	W, 3-2, OT	44-11-1-0	37-27	Merkulov, Duran, Reichel	DiPietro (25/27)
3/14	HFD	W, 7-0	45-11-1-0	36-13	Gallagher, Soderstrom, Gallagher, Blumel, Callahan, Gallagher, Soderstrom	DiPietro (13/13)
3/15	SPR	L, 4-3	45-12-1-0	30-28	Poitras, Blumel, Blumel	Zajicek (24/27)
3/18	@LV	L, 6-3	45-13-1-0	31-21	Abate, Poitras, Duran	DiPietro (15/20)
3/20	@UTC	W, 4-3	46-13-1-0	25-22	Abate, Abate, Gendron, Soderstrom	DiPietro (19/22)
3/21	UTC	W, 5-2	47-13-1-0	33-20	Schmaltz, Merkulov, Duran, Tufte, Tufte	Zajicek (18/20)
3/25	@SPR	W, 2-1	48-13-1-0	41-26	Tufte, Schmaltz	DiPietro (25/26)
3/28	BRI	W, 6-4	49-13-1-0	26-30	Abate, Merkulov, Tufte, Tufte, Hagens, Tufte	DiPietro (26/30)
3/29	SPR	L, 4-2	49-14-1-0	37-42	Duran, Merkulov	Zajicek (38/42)

## APRIL

DATE	OPP	W/L	RECORD	SHOTS	GOALS	GOALIE
4/1	@UTC	W, 3-2, SO	50-14-1-0	34-25	Farinacci, Blumel, Tufte (shootout), Blumel (shootout)	DiPietro (23/25)
4/3	@SYR	W, 4-2	51-14-1-0	28-26	Mutter, Brown, Wanner, Brown	Zajicek (24/26)
4/4	@ROC	L, 2-1, OT	51-14-2-0	24-21	Soderstrom	DiPietro (19/21)
4/10	@HFD					
4/11	ROC					
4/12	SPR					
4/17	@UTC					
4/18	UTC					

## BRIDGEPORT

11-1-0-0

10/11	@BRI	W, 3-2, OT
10/17	@BRI	W, 5-3
10/26	BRI	W, 4-1
1/9	BRI	W, 4-1
1/24	@BRI	W, 4-3, SO
2/4	@BRI	W, 2-1
2/14	@BRI	W, 4-2
2/15	BRI	W, 3-2, OT
2/28	BRI	W, 3-2, SO
3/1	BRI	W, 3-2
3/7	@BRI	L, 4-1
3/28	BRI	W, 6-4

## BELLEVILLE

4-0-0-0

11/29	@BEL	W, 6-3
11/30	@BEL	W, 6-4
1/23	BEL	W, 2-1, OT
2/20	BEL	W, 5-2

## CHARLOTTE

4-0-0-0

10/12	CLT	W, 6-3
11/2	CLT	W, 5-2
1/31	@CLT	W, 4-1
2/1	@CLT	W, 3-0



# GAME-BY-GAME RESULTS



## CLEVELAND

**4-0-0-0**

11/7 @CLE W, 2-1  
 11/8 @CLE W, 3-2, OT  
 1/17 CLE W, 5-0  
 1/18 CLE W, 6-2

## HARTFORD

**7-2-0-0**

10/18 HFD W, 5-2  
 11/12 HFD W, 3-2, OT  
 1/2 @HFD W, 4-1  
 1/10 @HFD L, 5-1  
 2/6 HFD W, 3-1  
 2/7 @HFD W, 2-1, SO  
 2/22 HFD L, 5-2  
 3/4 @HFD W, 3-2  
 3/14 HFD W, 7-0  
 4/10 @HFD

## HERSHEY

**3-1-0-0**

11/1 HER L, 2-0  
 12/10 @HER W, 3-1  
 12/12 @HER W, 4-1  
 3/8 HER W, 5-4

## LAVAL

**0-2-0-0**

11/16 LAV L, 2-0  
 12/2 @LAV L, 4-1

## LEHIGH VALLEY

**3-1-0-0**

11/21 LV W, 3-2  
 1/11 LV W, 4-2  
 2/25 @LV W, 6-4  
 3/18 @LV L, 6-3

## ROCHESTER

**0-0-1-0**

4/4 @ROC L, 2-1, OT  
 4/11 ROC

## SPRINGFIELD

**6-5-0-0**

10/24 SPR W, 5-3  
 12/6 @SPR W, 4-3, OT  
 12/7 SPR L, 3-1  
 12/27 @SPR W, 7-1  
 12/31 @SPR L, 4-2  
 1/4 SPR W, 3-1  
 2/21 @SPR L, 3-2  
 3/11 @SPR W, 3-2, OT  
 3/15 SPR L, 4-3  
 3/25 @SPR W, 2-1  
 3/29 SPR L, 4-2  
 4/12 SPR

## SYRACUSE

**2-0-0-0**

12/20 SYR W, 3-1  
 4/3 @SYR W, 4-2

## TORONTO

**2-0-0-0**

11/26 @TOR W, 5-1  
 1/25 TOR W, 4-3, OT

## UTICA

**4-0-0-0**

11/15 UTC W, 3-2, OT  
 3/20 @UTC W, 4-3  
 3/21 UTC W, 5-2  
 4/1 @UTC W, 3-2, SO  
 4/17 @UTC  
 4/18 UTC

## WILKES-BARRE/SCRANTON

**1-2-1-0**

10/29 @WBS W, 3-1  
 11/22 WBS L, 1-0  
 12/13 @WBS L, 2-1, OT  
 1/14 WBS L, 4-1



# 2025-26 RECORDS



**HOME:** 25-8-0-0  
**ROAD:** 26-6-2-0

**PRO OUTSHOTS OPP:** 33-7-1-0  
**OPP OUTSHOTS PRO:** 18-5-1-0

**PRO SCORES FIRST:** 37-3-0-0  
**OPP SCORES FIRST:** 14-11-2-0

**PRO SCORES 0-1:** 0-8-2-0  
**PRO SCORES 2:** 5-4-0-0  
**PRO SCORES 3:** 17-2-0-0  
**PRO SCORES 4:** 12-0-0-0  
**PRO SCORES 5:** 9-0-0-0  
**PRO SCORES 6+:** 8-0-0-0

**OPP SCORES 0-1:** 20-1-0-0  
**OPP SCORES 2:** 19-2-2-0  
**OPP SCORES 3:** 8-2-0-0  
**OPP SCORES 4:** 4-6-0-0  
**OPP SCORES 5:** 0-2-0-0  
**OPP SCORES 6+:** 0-1-0-0

**PRO LEADS AFTER 1:** 28-2-0-0  
**OPP LEADS AFTER 1:** 11-10-0-0  
**TIED AFTER 1:** 12-2-2-0  
**PRO LEADS AFTER 2:** 36-1-0-0  
**OPP LEADS AFTER 2:** 4-13-0-0  
**TIED AFTER 2:** 11-0-2-0

**OVERTIME:** 9-0-2-0  
**FRIDAY:** 11-0-0-0  
**SUNDAY:** 12-5-0-0  
**TUESDAY:** 0-1-0-0

**SHOOTOUTS:** 4-0-0-0  
**SATURDAY:** 17-5-2-0  
**WEDNESDAY:** 10-3-0-0

**ONE-GOAL GAME:** 20-3-2-0  
**MULTI-GOAL GAME:** 30-10-0-0

**WHITE JERSEY:** 16-5-1-0  
**BLACK JERSEY:** 20-3-1-0  
**ALTERNATE JERSEY:** 7-1-0-0  
**SPECIALTY JERSEY:** 7-4-0-0

MONTH	HOME	AWAY	TOTAL
<b>OCT:</b>	4-0-0-0	3-0-0-0	7-0-0-0
<b>NOV:</b>	4-3-0-0	5-0-0-0	9-3-0-0
<b>DEC:</b>	1-1-0-0	4-2-1-0	5-3-1-0
<b>JAN:</b>	7-1-0-0	3-1-0-0	10-2-0-0
<b>FEB:</b>	4-1-0-0	5-1-0-0	9-2-0-0
<b>MAR:</b>	5-2-0-0	4-2-0-0	9-4-0-0
<b>APR:</b>	0-0-0-0	2-0-1-0	2-0-1-0

## BRUINS SPECIAL TEAMS

**MOST PPG IN A GAME:** 3, at Bridgeport 10/17/25  
**MOST PPG ALLOWED:** 2, 3x, Last at Belleville 11/29/25  
**MOST PPS IN A GAME:** 6, 5x, Last vs. Springfield 03/29/26  
**MOST PPS ALLOWED:** 5, 5x, Last vs. Hartford 02/06/26  
**MOST PIM IN A GAME:** 44, at Springfield 12/31/25  
**MOST OPP PIM IN A GAME:** 41, at Hartford 02/07/26

## BRUINS GOALS

**MOST IN A GAME:** 7, 2x, Last vs. Hartford 03/14/26  
**MOST ALLOWED A GAME:** 6 at Lehigh Valley 03/18/26  
**MOST IN A PERIOD:** 4, 2x, Last vs. Utica 03/21/26  
**MOST ALLOWED A PERIOD:** 3, 6x, Last at Lehigh Valley 03/18/26  
**QUICKEST IN A GAME:** 0:27, Harrison, vs. Belleville 02/20/26  
**QUICKEST CONSECUTIVE GOALS:** 0:16, vs. Cleveland 01/18/26  
**QUICKEST ALLOWED:** 1:52, vs. Wilkes-Barre/Scran. 01/14/26  
**QUICK. CONSEC. ALLOWED:** 0:11, at Lehigh Valley 03/18/26

## BRUINS RESULTS

**MARGIN OF VICTORY:** 7 vs. Hartford 03/14/26  
**MARGIN OF LOSS:** 4 at Hartford 01/10/26  
**WINNING STREAK:** 13, Jan. 17 - Feb. 20, Franchise Record  
**POINT STREAK:** 13, Jan. 17 - Feb. 20  
**WINLESS STREAK:** 2, 2x, Last Mar. 15 - Mar. 18  
**POINTLESS STREAK:** 2, 2x, Last Mar. 15 - Mar. 18

## BRUINS SHOTS

**MOST IN A GAME:** 46, vs. Springfield 12/07/25  
**MOST ALLOWED A GAME:** 50, at WBS 12/13/25  
**FEWEST IN A GAME:** 16, 2x, Last vs. Bridgeport 02/15/26  
**FEWEST ALLOWED IN A GAME:** 13, vs. Hartford 03/14/26  
**MOST IN A PERIOD:** 22, vs. Utica 11/15/25  
**MOST ALLOWED IN A PERIOD:** 20, at WBS 12/13/25  
**FEWEST IN A PERIOD:** 1 vs. Bridgeport 02/15/26  
**FEWEST ALLOWED IN A PERIOD:** 1, at Bridgeport 10/11/25

## INDIVIDUAL HIGHS

**MOST GOALS:** 3, 4x, Last Tufte vs. Bridgeport 03/29/26  
**MOST ASSISTS:** 4, 3x, Last Wolanin at Toronto 11/26/25  
**MOST POINTS:** 4, 7x, Last Tufte vs. Bridgeport 03/29/26  
**LONGEST GOAL STREAK:** 3, 4x, Last Tufte, Mar. 21 - Mar. 28  
**LONGEST POINT STREAK:** 7, Poitras, Mar. 14 - Mar. 28  
**MOST PIM:** Brown, 19, at Bridgeport 03/07/26  
**MOST SAVES:** 42, DiPietro, at Cleveland 11/07/25



# FRANCHISE RECORDS



## ALLTIME LEADERS

### GAMES PLAYED

1. Tommy Cross (2011-18) - 364
2. Jay Henderson (1997-03, 2005) - 278
3. Anton Blidh (2015-21) - 278

### POINTS

1. Georgii Merkulov (2022-present) - 235
2. Andy Hilbert (2001-05) - 210
3. Sergejs Zoltoks (1992-95) - 186

### GOALS


1. Andy Hilbert (2001-05) - 101
2. Georgii Merkulov (2022-present) - 91
3. Sergejs Zoltoks (1992-95) - 83

### ASSISTS

1. Georgii Merkulov (2022-present) - 144
2. Alexander Khokhlachyov (2012-16) - 110
3. Andy Hilbert (2001-05) - 109

## INDIVIDUAL RECORDS

<b>MOST POINTS - SEASON</b>	102	R. Robitaille	1998-99
<b>MOST GOALS - SEASON</b>	41	T. Sweeney	1992-93
<b>MOST ASSISTS - SEASON</b>	74	R. Robitaille	1998-99
<b>MOST PIMS - SEASON</b>	407	A. Downey	1997-98
<b>MOST SHG - SEASON</b>	7	J. Studnicka	2019-20
<b>MOST PPG - SEASON</b>	20	B. Boyes	2004-05
<b>MOST GP - SEASON</b>	57	T. Rask	2008-09
<b>MOST MINS. - SEASON</b>	3,340	T. Rask	2008-09
<b>MOST WINS - SEASON</b>	37	J. Grahame	1998-99
	37	N. Svedberg	2012-13
<b>MOST SHUTOUTS - SEASON</b>	9	T. Thomas	2003-04
<b>LOWEST GAA - SEASON (MIN. 25 GP)</b>	1.79	D. Vldar	2019-20
<b>BEST SAVE % - SEASON (MIN. 25 GP)</b>	.941	T. Thomas	2003-04
<b>MOST POINTS - GAME</b>	7	J. Stumpel	10/03/92
	7	R. Robitaille	11/25/98
	7	L. Wilson	11/25/98
<b>MOST GOALS - GAME</b>	5	R. Robitaille	11/25/98
<b>MOST ASSISTS - GAME</b>	6	J. Girard	01/12/01
<b>MOST PIMS - GAME</b>	43	B. Walsh	11/24/04



## TEAM RECORDS

<b>HIGHEST POINTS %</b>	.750	1998-99 (Champions)
<b>LOWEST POINTS %</b>	.313	1997-98
<b>MOST WINS</b>	56	1998-99 (Champions)
<b>MOST LOSSES (L+OTL)</b>	54	1993-94
<b>MOST TIES</b>	13	1993-94
<b>MOST GOALS PER GAME</b>	4.80	1992-93
<b>FEWEST GOALS PER GAME</b>	2.13	2003-04
<b>HIGHEST GAA</b>	4.35	1992-93
<b>LOWEST GAA</b>	2.13	2003-04
<b>MOST PIMS</b>	2,332	1998-99 (Champions)
<b>LONGEST OVR. WIN STREAK</b>	13	01/17/26 - 02/20/26
<b>LONGEST HOME WIN STREAK</b>	12	12/27/98 - 02/14/99
<b>LONGEST ROAD WIN STREAK</b>	8	10/11/25 - 11/30/25
<b>LONGEST OVR. POINT STREAK</b>	17	12/18/98 - 01/21/99
<b>LONGEST HOME POINT STREAK</b>	23	12/04/15 - 03/12/16
<b>LONGEST ROAD POINT STREAK</b>	10	03/03/03 - End of season
<b>LONGEST OVR. LOSING STREAK</b>	8	03/24/00 - 04/08/00
<b>LONGEST HOME LOSING STREAK</b>	6	12/26/97 - 01/30/98
<b>LONGEST ROAD LOSING STREAK</b>	6	Last: 10/14/15 - 11/11/15

