

Lehigh Valley Phantoms



2019-20 Player Bios and Stats

Proud Affiliate:





2019-20 Lehigh Valley Phantoms



Skaters (23)

| | <i>Pos</i> | <i>Ht</i> | <i>Wt</i> | <i>Sh</i> | <i>Hometown</i> | <i>Date of Birth</i> | <i>2018-19 Team(s)</i> | <i>GmsG-A-P</i> | <i>PIM</i> | |
|----|--------------------|-----------|-----------|-----------|-----------------|----------------------|------------------------|--|-------------------------|----------|
| 2 | De HAAS, James | D | 6-3 | 212 | L | Mississauga, ON | 5/5/1994 (25) | Lehigh Valley | 48 1-9-10 | 22 |
| 3 | WELINSKI, Andy | D | 6-1 | 201 | R | Duluth, MN | 4/27/1993 (26) | Anaheim (NHL) San Diego | 26 1-3-4 27 8-11-19 | 8 16 |
| 5 | WOTHERSPOON, Tyler | D | 6-2 | 225 | L | Burnaby, BC | 3/12/1993 (26) | San Antonio Rampage | 70 4-18-22 | 28 |
| 8 | STROME, Matthew | F | 6-4 | 210 | L | Mississauga, ON | 1/6/1999 (20) | Hamilton (OHL) Lehigh Valley | 68 28-51-79 6 0-2-2 | 55 4 |
| 9 | O'REILLY, Cal | C | 6-0 | 188 | L | Toronto, ON | 9/30/1986 (33) | Iowa Wild | 67 16-51-67 | 14 |
| 10 | CAREY, Greg | F | 6-0 | 204 | L | Hamilton, ON | 4/5/1990 (29) | Lehigh Valley | 74 29-32-61 | 45 |
| 11 | SWAVELY, Steven | F | 6-1 | 190 | R | Reading, PA | 12/4/1991 (28) | Lehigh Valley Reading (ECHL) | 40 0-7-7 27 14-16-30 | 8 6 |
| 12 | ANDREOFF, Andy | F | 6-1 | 203 | L | Pickering, ON | 5/17/1991 (28) | Syracuse | 75 26-29-55 | 150 |
| 14 | FRIEDMAN, Mark | D | 5-10 | 191 | R | Toronto, ON | 12/25/1995 (23) | Lehigh Valley Philadelphia (NHL) | 75 5-21-26 1 0-0-0 | 68 0 |
| 15 | SUSHKO, Maksim | RW | 6-1 | 190 | R | Brest, Belarus | 2/10/1999 (20) | Owen Sound Attack (OHL) | 62 18-33-51 | 44 |
| 16 | AUBE-KUBEL, Nic | RW | 5-11 | 210 | R | Sorel, PQ | 5/10/1996 (23) | Lehigh Valley Philadelphia (NHL) | 54 16-14-30 9 0-0-0 | 69 0 |
| 17 | RUBTSOV, German | C | 6-0 | 187 | L | Chekhov, Russia | 6/27/1998 (21) | Lehigh Valley | 14 6-4-10 | 0 |
| 18 | TWARYNSKI, Carsen | LW | 6-2 | 198 | L | Calgary, AB | 11/24/1997 (22) | Lehigh Valley | 69 10-14-24 | 50 |
| 19 | RATCLIFFE, Isaac | LW | 6-6 | 204 | L | London, ON | 2/15/1999 (20) | Guelph Storm (OHL) | 65 50-32-82 | 105 |
| 21 | FITZGERALD, Gerry | F | 5-9 | 180 | R | Port Alberni, BC | 8/26/1993 (26) | Iowa Wild | 67 12-7-19 | 6 |
| 25 | BUNNAMAN, Connor | F | 6-1 | 207 | L | Guelph, ON | 4/16/1998 (20) | Lehigh Valley | 62 19-13-32 | 16 |
| 27 | BIGRAS, Chris | D | 6-1 | 190 | L | Orillia, ON | 2/22/1995 (24) | Hartford Wolf Pack | 52 3-19-22 | 36 |
| 29 | GABRIEL, Kurtis | RW | 6-4 | 200 | R | Newmarket, ON | 4/20/1993 (26) | Binghamton Devils New Jersey Devils (NHL) | 32 2-4-6 22 2-2-4 | 28 59 |
| 39 | PROSSER, Nate | D | 6-2 | 201 | R | Elk River, MN | 5/7/1986 (33) | Iowa Wild Minnesota Wild (NHL) | 31 1-7-8 15 0-0-0 | 20 2 |
| 43 | BRENNAN, T.J. | D | 6-1 | 213 | L | Moorestown, NJ | 4/3/1989 (30) | Lehigh Valley | 63 8-35-43 | 66 |
| 44 | WILLCOX, Reece | D | 6-4 | 205 | R | Surrey, BC | 3/20/1994 (25) | Lehigh Valley | 65 3-17-20 | 25 |
| 49 | LABERGE, Pascal | C | 6-1 | 175 | R | Chateauguay, QC | 4/9/1998 (21) | Lehigh Valley | 15 5-1-6 | 14 |
| 51 | CRISCUOLO, Kyle | C | 5-9 | 178 | R | Southampton, NJ | 5/5/1992 (27) | Rochester Americans | 43 6-14-20 | 14 |

Goalenders (2)

| | <i>Pos</i> | <i>Ht</i> | <i>Wt</i> | <i>Ctch</i> | <i>Hometown</i> | <i>Date of Birth</i> | <i>2018-19 Teams</i> | <i>Gms. W-L-SOL</i> | <i>GAA</i> | <i>Sv%</i> | |
|----|--------------|-----------|-----------|-------------|-----------------|----------------------|----------------------|-------------------------------------|-----------------------|--------------|--------------|
| 34 | LYON, Alex | G | 6-1 | 200 | L | Baudette, MN | 12/9/1992 (26) | Lehigh Valley Philadelphia (NHL) | 39 19-17-3 2 0-1-0 | 2.74 5.08 | .916 .806 |
| 35 | BERUBE, J.F. | G | 6-1 | 177 | L | Repentigny, PQ | 7/13/1991 (28) | Cleveland Monsters | 43 21-22-0 | 3.01 | .896 |

Hockey Operations Staff

Assistant General Manager – Barry Hanrahan
 Head Coach – Scott Gordon
 Assistant Coach – Kerry Huffman
 Manager of Hockey Operations – Bill Downey
 Goaltending Coach – Kim Dillabaugh
 Goaltending Development – Brady Robinson
 Head Athletic Trainer – Brian Grogesky
 Assistant Athletic Trainer – A.J. Wirth
 Strength & Conditioning Coach – Dan Mainz
 Head Equipment Manager – Zac Guercia
 Assistant Equipment Manager – Nolan Bowker
 Co-Owner/Governor – Jim Brooks
 Co-Owner/Governor – Rob Brooks
 Executive Vice President – Chris Porreca
 Director of Broadcasting – Bob Rotruck
 Public Relations Manager – Mike Ianniello

Phantoms Pronunciation Guide:

2 - Duh-HAHS
 12 - ANN-dree-off
 15 - Max-eem SOOSH-koh
 16 - Nic Oh-BAY Q-BELL
 17 - Ghair-muhn Roob-sahv
 24 - Mee-shuh Vuh-ROH-bee-yevv
 27 - BEE-grah (silent "S")
 35 - Buh-ROO-bay
 38 - Dah-veed KAH-shuh
 49 - Pass-CAL la-BAIRGE
 51 - Criss-COH-loh

Lehigh Valley Phantoms Game-by-Game Results 2019-2020 Regular Season

| Day | Date | Opp. | Result | Score | Record | Shots | PP Opp. | Goals | Goalie, Opp. |
|-----------|----------|------------|--------|----------|-----------|-------|----------|---|---------------------------------|
| Saturday | 10/5/19 | PRO | L | 0-3 | 0-1-0-0 | 28-24 | 0/5, 1/3 | None | Berube 21/24, Lagace 28/28 |
| Friday | 10/11/19 | WBS | W | 4-1 | 1-1-0-0 | 29-19 | 0/3, 1/4 | Gabriel, Vorobyev , Farabee, Bigras | Lyon 18/19, DeSmith 25/29 |
| Saturday | 10/12/19 | HER | OTL | 3-4 (OT) | 1-1-1-0 | 26-32 | 0/3, 2/6 | Sushko, Farabee, Ratcliffe | Berube 38/32, Vanecek 23/26 |
| Friday | 10/18/19 | BNG | W | 4-1 | 2-1-1-0 | 25-25 | 3/3, 1/5 | Vorobyev, Farabee , Andreoff (2) | Lyon 24/25, Senn 21/25 |
| Saturday | 10/19/19 | SPR | SOL | 3-4 (SO) | 2-1-1-1 | 41-26 | 0/6, 0/3 | Rubtsov, Aube-Kubel, Frost | Berube 22/25, Desrosiers 38/41 |
| Friday | 10/25/19 | @CHA | SOL | 2-3 (SO) | 2-1-1-2 | 23-38 | 0/4, 0/6 | Frost, Aube-Kubel | Lyon 35/37, Forsberg 21/23 |
| Saturday | 10/26/19 | @CHA | W | 3-2 | 3-1-1-2 | 42-31 | 1/8, 1/3 | Sushko (2), Carey | Berube 29/31, Nedeljkovic 39/42 |
| Friday | 11/1/19 | WBS | SOL | 3-4 (SO) | 3-1-1-3 | 28-24 | 1/4, 1/4 | Kase, Andreoff, Carey | Lyon 20/23, DeSmith 25/28 |
| Saturday | 11/2/19 | @BRI | W | 3-2 | 4-1-1-3 | 22-28 | 0/1, 1/2 | Criscuolo, Frost, Aube-Kubel | Berube 26/28, Gibson 19/22 |
| Sunday | 11/3/19 | @BRI | L | 3-4 | 4-2-1-3 | 34-28 | 0/4, 2/4 | O'Reilly, Aube-Kubel, Frost | Lyon 24/28, Skarek 31/34 |
| Wednesday | 11/6/19 | WBS | W | 4-2 | 5-2-1-3 | 31-24 | 0/3, 0/3 | Welinski, Carey, Criscuolo (2) | Berube 22/24, DeSmith 27/30 |
| Saturday | 11/9/19 | HER | W | 3-2 (OT) | 6-2-1-3 | 32-30 | 1/4, 0/5 | Vorobyev, Carey, Welinski | Lyon 28/30, Copley 29/32 |
| Sunday | 11/10/19 | @HER | SOL | 2-3 (SO) | 6-2-1-4 | 27-38 | 0/3, 1/5 | Criscuolo, Frost | Berube 35/37, Vanecek 25/27 |
| Wednesday | 11/13/19 | @SPR | L | 1-2 | 6-3-1-4 | 42-35 | 0/1, 0/2 | Carey | Lyon 33/35, Driedger 41/42 |
| Friday | 11/15/19 | @BNG | L | 1-3 | 6-4-1-4 | 27-27 | 1/5, 1/4 | Welinski | Berube 24/27, Domingue 26/27 |
| Saturday | 11/16/19 | @WBS | L | 1-2 | 6-5-1-4 | 32-25 | 0/3, 1/3 | Vorobyev | Lyon 23/25, Tokarski 31/32 |
| Wednesday | 11/20/19 | CHA | W | 3-2 | 7-5-1-4 | 22-34 | 0/3, 0/2 | Laberge, Vorobyev, Fitzgerald | Lyon 32/34, Nedeljkovic 19/22 |
| Friday | 11/22/19 | CHA | W | 5-4 (OT) | 8-5-1-4 | 35-36 | 0/5, 2/5 | Kase (2), Carey, O'Reilly, Friedman | Lyon 32/36, Forsberg 30/35 |
| Saturday | 11/23/19 | BEL | L | 1-2 | 8-6-1-4 | 38-18 | 1/5, 0/2 | Carey | Berube 16/18, Gustavsson 37/38 |
| Wednesday | 11/27/19 | @WBS | L | 2-6 | 8-7-1-4 | 32-30 | 0/3, 2/5 | Wotherspoon, Laberge | Lyon 24/29, DeSmith 30/32 |
| Friday | 11/29/19 | WBS | W | 6-5 (OT) | 9-7-1-4 | 26-43 | 2/3, 1/3 | Strome, Laberge, Twarynski (2), Ratcliffe, Brennan | Berube 38/43, Larmi 20/26 |
| Saturday | 11/30/19 | HFD | W | 2-1 | 10-7-1-4 | 27-35 | 1/3, 0/2 | Carey, Welinski | Lyon 34/35, Shesterkin 25/27 |
| Wednesday | 12/4/19 | @SPR | L | 1-3 | 10-8-1-4 | 63-23 | 0/7, 1/4 | Bunnaman | Lyon 20/22, Desrosiers 62/63 |
| Friday | 12/6/19 | HER | L | 1-2 | 10-9-1-4 | 26-37 | 0/5, 0/2 | Welinski | Lyon 35/37, Vanecek 25/26 |
| Saturday | 12/7/19 | @HER | L | 0-1 | 10-10-1-4 | 32-20 | 0/4, 1/4 | | Berube 19/20, Vanecek 32/32 |
| Friday | 12/13/19 | @HFD | | | | | | | |
| Saturday | 12/14/19 | HFD | | | | | | | |
| Sunday | 12/15/19 | @HER | | | | | | | |
| Saturday | 12/21/19 | @CHA | | | | | | | |
| Sunday | 12/22/19 | @CHA | | | | | | | |
| Friday | 12/27/19 | @WBS | | | | | | | |
| Saturday | 12/28/19 | UTI | | | | | | | |
| Sunday | 12/29/19 | HER | | | | | | | |
| Friday | 1/3/20 | @LAV | | | | | | | |
| Saturday | 1/4/20 | @BEL | | | | | | | |
| Sunday | 1/5/20 | @TOR | | | | | | | |
| Friday | 1/10/20 | @UTI | | | | | | | |
| Saturday | 1/11/20 | LAV | | | | | | | |
| Sunday | 1/12/20 | CLE | | | | | | | |
| Wednesday | 1/15/20 | SYR | | | | | | | |
| Friday | 1/17/20 | BNG | | | | | | | |
| Saturday | 1/18/20 | RCH | | | | | | | |
| Wednesday | 1/22/20 | @PRO | | | | | | | |
| Friday | 1/24/20 | @PRO | | | | | | | |
| Saturday | 1/25/20 | @HFD | | | | | | | |
| Friday | 1/31/20 | @WBS | | | | | | | |
| Saturday | 2/1/20 | @HER | | | | | | | |
| Friday | 2/7/20 | SPR | | | | | | | |
| Saturday | 2/8/20 | @WBS | | | | | | | |
| Sunday | 2/9/20 | HER | | | | | | | |
| Friday | 2/14/20 | BRI | | | | | | | |
| Saturday | 2/15/20 | HFD | | | | | | | |
| Sunday | 2/16/20 | @HER | | | | | | | |
| Wednesday | 2/19/20 | @BRI | | | | | | | |
| Friday | 2/21/20 | @RCH | | | | | | | |
| Saturday | 2/22/20 | @SYR | | | | | | | |
| Friday | 2/28/20 | CHA | | | | | | | |
| Saturday | 2/29/20 | CHA | | | | | | | |
| Friday | 3/6/20 | BRI | | | | | | | |
| Saturday | 3/7/20 | @BNG | | | | | | | |
| Sunday | 3/8/20 | BRI | | | | | | | |
| Wednesday | 3/11/20 | WBS | | | | | | | |
| Friday | 3/13/20 | WBS | | | | | | | |
| Saturday | 3/14/20 | TOR | | | | | | | |
| Wednesday | 3/18/20 | @BNG | | | | | | | |
| Friday | 3/20/20 | HER | | | | | | | |
| Saturday | 3/21/20 | CLE | | | | | | | |
| Wednesday | 3/25/20 | @HER | | | | | | | |
| Saturday | 3/28/20 | @CLE | | | | | | | |
| Sunday | 3/29/20 | @CLE | | | | | | | |
| Friday | 4/3/20 | PRO | | | | | | | |
| Saturday | 4/4/20 | PRO | | | | | | | |
| Sunday | 4/5/20 | @WBS | | | | | | | |
| Wednesday | 4/8/20 | BNG | | | | | | | |
| Friday | 4/10/20 | @HFD | | | | | | | |
| Saturday | 4/11/20 | @PRO | | | | | | | |

* denotes sellout

Phantoms Miscellaneous Records (2019-20 Regular Season)

Home: 8-3-1-2 LV Outshoots Opponent: 4-8-0-2 Phantoms Score First: 6-3-1-1
 Road: 2-7-0-2 Opponents Outshoot LV: 5-1-1-2 Opponent Scores First: 4-7-0-3
 Shots are Tied: 1-1-0-0

Phantoms Lead After 1st: 7-1-0-1
 Opponent Leads After 1st: 3-5-0-1
 Tied After 1st: 1-4-1-2
 Phantoms Lead After 2nd: 5-0-0-1
 Opponent Leads After 2nd: 3-7-0-3
 Tied After 2nd: 2-3-1-0

LV Scores 0-1 Goals: 0-8-0-0 Opp Scores 0-1 Goals: 3-1-0-0
 LV Scores 2 Goals: 1-1-0-2 Opp Scores 2 Goals: 5-4-0-2
 LV Scores 3 Goals: 4-1-1-2 Opp Scores 3 Goals: 0-3-0-0
 LV Scores 4 Goals: 3-0-0-0 Opp Scores 4 Goals: 1-1-1-2
 LV Scores 5 Goals: 1-0-0-0 Opp Scores 5 Goals: 1-0-0-0
 LV Scores 5+ Goals: 1-0-0-0 Opp Scores 5+ Goals: 0-1-0-0

In 1-goal games: 7-6-1-4 In Overtime: 4-1 LV scores PPG: 5-2-0-1
 In 2-goal games: 1-2-0-0 In Shootouts: 0-4 LV does not score PPG: 5-8-1-3
 3 or more goal games: 2-2-0-0

Friday: 4-2-0-2 Sunday: 0-1-0-1 Tuesday: 0-0-0-0 Thursday: 0-0-0-0
 Saturday: 4-3-1-1 Monday: 0-0-0-0 Wednesday: 2-3-0-0

October: 3-1-3 November: 7-6-2 December: 0-3-0 White Jerseys: 4-2-1-2
 Home: 2-1-2 Home: 6-1-1 Home: 0-1-0 Black Jerseys: 2-2-0-1
 Away: 1-0-1 Away: 1-5-1 Away: 0-2-0 Orange Jerseys: 2-3-0-1
 Specialty Jerseys: 2-1-0-0

Belleville Senators: (0-1-0)
 11/23/19 Home Loss 1-2
 1/4/20 Away

Hershey Bears: (1-2-2)
 10/12/19 Home Loss (OT) 3-4
 11/9/19 Home Win (OT) 3-2
 11/10/19 Away Loss (SO) 2-3
 12/6/19 Home Loss 1-2
 12/7/19 Away Loss 0-1
 12/15/19 Away
 12/29/19 Home
 2/1/20 Away
 2/9/20 Home
 2/16/19 Away
 3/20/20 Home
 3/25/20 Away

Springfield Thunderbirds: (0-2-1)
 10/19/19 Home Loss (SO) 3-4
 11/13/19 Away Loss 1-2
 12/4/19 Away Loss 1-3
 2/7/20 Home

Binghamton Devils (1-1-0)
 10/18/19 Home Win 4-1
 11/15/19 Away Loss 1-3
 1/17/20 Home
 3/7/20 Away
 3/18/20 Away
 4/8/20 Home

Syracuse Crunch: (0-0-0)
 1/15/20 Home
 2/22/20 Away

Bridgeport Sound Tigers: (1-1-0)
 11/2/19 Away Win 3-2
 11/3/19 Away Loss 3-4
 2/14/20 Home
 2/19/20 Away
 3/6/20 Home
 3/8/20 Home

Toronto Marlies: (0-0-0)
 1/5/20 Away
 3/14/20 Home

Charlotte Checkers: (3-0-1)
 10/25/19 Away Loss (SO) 2-3
 10/26/19 Away Win 3-2
 11/20/19 Home Win 3-2
 11/22/19 Home Win (OT) 5-4
 12/21/19 Away
 12/22/19 Away
 2/28/20 Home
 2/29/20 Home

Laval Rocket: (0-0-0)
 1/3/20 Away
 1/11/20 Home

Utica Comets: (0-0-0)
 12/28/19 Home
 1/10/20 Away

Providence Bruins: (0-1-0)
 10/5/19 Home Loss 0-3
 1/22/20 Away
 1/24/20 Away
 4/3/20 Home
 4/4/20 Home
 4/11/20 Away

Wilkes-Barre/Scranton Penguins: (3-2-1)
 10/11/19 Home Win 4-1
 11/1/19 Home Loss (SO) 3-4
 11/6/19 Home Win 4-2
 11/16/19 Away Loss 1-2
 11/27/19 Away Loss 2-6
 11/29/19 Home Win (OT) 6-5
 12/27/19 Away
 1/31/20 Away
 2/8/20 Away
 3/11/20 Home
 3/13/20 Home
 4/5/20 Away

Rochester Americans: (0-0-0)
 1/18/20 Home
 2/21/20 Home

Cleveland Monsters: (0-0-0)
 1/12/20 Home
 3/21/20 Home
 3/28/20 Away
 3/29/20 Away

Hartford Wolf Pack: (1-0-0)
 11/30/19 Home Win (OT) 2-1
 12/13/19 Away
 12/14/19 Home
 1/25/20 Away
 2/15/20 Home

Phantoms Record Book Phantoms Franchise

Points (Career)

| | |
|-------------------------|------------|
| 1. Peter White | 472 |
| 2. Mark Greig | 372 |
| 3. John Slaney | 293 |
| 4. Jason Akeson | 225 |
| 5. Kirby Law | 222 |
| 6. Chris Conner | 199 |
| 7. Shawn McCosh | 196 |
| 8. Jared Ross | 191 |
| 9. Greg Carey | 180 |
| 10. Boyd Kane | 178 |
| 11. Jon Matsumoto | 173 |
| 12. Jim Montgomery | 161 |
| 13. T.J. Brennan | 155 |
| 13. Mike Maneluk | 149 |
| 15. Danny Syvret | 146 |
| 15. Craig Darby | 146 |
| 17. Paul Healey | 138 |
| 18. Taylor Leier | 136 |
| 19. Colin McDonald | 129 |
| 20. Stefan Ruzicka | 125 |
| 21. Nick Cousins | 124 |
| 22. David Laliberte | 123 |
| 22. Mark Fraser | 123 |
| 24. Ben Holmstrom | 122 |
| 24. Bruce Coles | 122 |
| 26. Danick Martel | 120 |
| 27. Tony Voce | 115 |
| 28. Patrick Sharp | 114 |
| 28. Brandon Manning | 114 |
| 30. Thomas Divisek | 112 |

Games (Career)

| | |
|---------------------------|------------|
| 1. Peter White | 431 |
| 2. John Slaney | 415 |
| 3. Neil Little | 351 |
| 4. Mark Greig | 348 |
| 5. Kirby Law | 309 |
| 6. Boyd Kane | 303 |
| 7. Chris Conner | 265 |
| 7. Jason Akeson | 265 |
| 9. Oliver Lauridsen | 264 |
| 10. Mark Alt | 260 |
| 11. Ben Holmstrom | 256 |
| 12. Jon Matsumoto | 251 |
| 13. Colin McDonald | 248 |
| 14. Brandon Manning | 244 |
| 15. Greg Carey | 242 |
| 16. Rob Bordson | 236 |
| 17. Ben Stafford | 234 |
| 18. Jon Kalinski | 233 |
| 19. Nic Aube-Kubel | 227 |
| 20. Cole Bardreau | 226 |
| 20. Taylor Leier | 226 |

Goals (Career)

| | |
|----------------------|-----------|
| 1. Peter White | 153 |
| 2. Mark Greig | 140 |
| 3. Kirby Law | 100 |
| 4. Greg Carey | 96 |
| 5. John Slaney | 85 |
| 6. Jason Akeson | 81 |
| 6. Paul Healey | 81 |
| 6. Jon Matsumoto | 81 |
| 9. Mike Maneluk | 74 |
| 10. Chris Conner | 71 |
| 11. Danick Martel | 68 |
| 11. Craig Darby | 68 |
| 11. Jared Ross | 68 |

Assists (Career)

| | |
|-----------------|-----|
| 1. Peter White | 319 |
| 2. Mark Greig | 232 |
| 3. John Slaney | 208 |
| 4. Jason Akeson | 144 |
| 5. Shawn McCosh | 130 |
| 6. Chris Conner | 128 |
| 7. Jared Ross | 123 |
| 8. Kirby Law | 122 |
| 9. Danny Syvret | 113 |
| 10. Boyd Kane | 111 |

Lehigh Valley

Points (Career)

| | |
|------------------------------|------------|
| 1. Chris Conner | 199 |
| 2. Greg Carey | 180 |
| 3. T.J. Brennan | 155 |
| 4. Taylor Leier | 136 |
| 5. Colin McDonald | 129 |
| 6. Danick Martel | 120 |
| 7. Nic Aube-Kubel | 104 |
| 8. Cole Bardreau | 98 |
| 8. Phil Varone | 98 |
| 10. Nick Cousins | 94 |
| 11. Corban Knight | 87 |
| 12. Mike Vecchione | 78 |
| 13. Mikhail Vorobeyev | 69 |
| 14. Scott Laughton | 66 |
| 15. Petr Straka | 61 |
| 16. Philippe Myers | 58 |
| 16. Andy Miele | 57 |
| 18. Travis Sanheim | 56 |
| 19. Tyrell Goulbourne | 55 |
| 20. Jason Akeson | 53 |

Games (Career)

| | |
|--------------------------|------------|
| 1. Chris Conner | 265 |
| 2. Colin McDonald | 248 |
| 3. Greg Carey | 243 |
| 4. Nic Aube-Kubel | 227 |
| 5. Cole Bardreau | 226 |
| 5. Taylor Leier | 226 |
| 7. T.J. Brennan | 224 |
| 8. Tyrell Goulbourne | 223 |
| 9. Danick Martel | 199 |
| 10. Reece Willcox | 196 |
| 11. Robert Hagg | 192 |
| 12. Mark Alt | 179 |
| 13. Samuel Morin | 170 |
| 14. Mark Friedman | 161 |
| 15. Radel Fazleev | 143 |

Goals (Career)

| | |
|--------------------------|-----------|
| 1. Greg Carey | 96 |
| 2. Chris Conner | 71 |
| 3. Danick Martel | 68 |
| 4. Colin McDonald | 60 |
| 5. Taylor Leier | 56 |
| 6. Nic Aube-Kubel | 49 |
| 7. T.J. Brennan | 44 |
| 8. Cole Bardreau | 41 |
| 9. Phil Varone | 34 |
| 9. Nick Cousins | 34 |
| 11. Scott Laughton | 33 |
| 11. Petr Straka | 33 |

Assists (Career)

| | |
|---------------------------|------------|
| 1. Chris Conner | 128 |
| 2. T.J. Brennan | 111 |
| 3. Greg Carey | 84 |
| 4. Taylor Leier | 80 |
| 5. Colin McDonald | 69 |
| 6. Phil Varone | 64 |
| 7. Nick Cousins | 60 |
| 8. Corban Knight | 58 |
| 9. Cole Bardreau | 57 |
| 10. Nic Aube-Kubel | 55 |

Phantoms Franchise

Points (Season)

| | |
|-------------------|-------------|
| 1. Peter White | 105 (96-97) |
| 2. Peter White | 105 (97-98) |
| 3. Vinny Prospal | 95 (96-97) |
| 4. Patrick Juhlin | 91 (96-97) |
| 5. Peter White | 90 (98-99) |
| 6. Mark Greig | 88 (00-01) |
| 7. Craig Darby | 87 (97-98) |
| 7. Jim Montgomery | 87 (98-99) |
| 7. Mike Maneluk | 87 (99-00) |
| 10. Richard Park | 83 (98-99) |

Goals (Season)

| | |
|-------------------|------------|
| 1. Mike Maneluk | 47 (99-00) |
| 2. Peter White | 44 (96-97) |
| 3. Craig Darby | 42 (97-98) |
| 4. Richard Park | 41 (98-99) |
| 5. Jonathan Sim | 35 (04-05) |
| 6. Paul Healey | 34 (97-98) |
| 6. Mark Greig | 34 (99-00) |
| 8. Vinny Prospal | 32 (96-97) |
| 8. Kirby Law | 32 (03-04) |
| 10. Greg Carey | 31 (17-18) |
| 10. Bruce Coles | 31 (96-97) |
| 10. Patrik Juhlin | 31 (96-97) |
| 10. Peter White | 31 (98-99) |
| 10. Mark Freer | 31 (00-01) |
| 10. Michel Picard | 31 (00-01) |
| 10. Mark Greig | 31 (00-01) |
| 17. Shawn McCosh | 30 (96-97) |
| 17. Mark Greig | 30 (02-03) |
| 17. Jon Matsumoto | 30 (09-10) |

Assists (Season)

| | |
|-------------------|------------|
| 1. Peter White | 78 (97-98) |
| 2. Vinny Prospal | 63 (96-97) |
| 3. Peter White | 61 (96-97) |
| 4. Patrik Juhlin | 60 (96-97) |
| 5. Peter White | 59 (98-99) |
| 6. Jim Montgomery | 58 (98-99) |
| 7. Mark Greig | 57 (00-01) |
| 8. Shawn McCosh | 54 (97-98) |
| 9. Steve Washburn | 52 (99-00) |
| 10. Shawn McCosh | 51 (96-97) |

Plus-Minus (Season)

| | |
|-------------------|--------------|
| 1. Patrik Juhlin | 43 (1996-97) |
| 2. Peter White | 40 (1996-97) |
| 3. Dave MacLissac | 36 (1996-97) |
| 4. Steve Washburn | 33 (1999-00) |
| 4. Richard Park | 32 (1998-99) |
| 4. Vinny Prospal | 32 (1996-97) |
| 7. Jonathan Sim | 29 (2004-05) |

Penalty Minutes (Career)

| | |
|---------------------|------|
| 1. Pete Vandermeer | 1046 |
| 2. Francis Lessard | 997 |
| 3. Jesse Boulterice | 728 |
| 4. Riley Cote | 664 |
| 5. Steve McLaren | 640 |
| 6. Brandon Manning | 597 |
| 7. Matt Clackson | 574 |
| 8. Triston Grant | 570 |
| 9. Boyd Kane | 563 |
| 9. Kirby Law | 563 |
| 11. Josh Gratton | 557 |

Penalty Minutes (Season)

| | |
|--------------------|-------------|
| 1. Francis Lessard | 416 (99-00) |
| 2. Pete Vandermeer | 398 (03-04) |
| 3. Pete Vandermeer | 335 (02-03) |
| 4. Zac Rinaldo | 331 (09-10) |
| 5. Francis Lessard | 330 (00-01) |
| 6. Pete Vandermeer | 313 (01-02) |
| 7. Riley Cote | 280 (04-05) |
| 8. Josh Gratton | 265 (05-06) |
| 9. Matt Clackson | 263 (08-09) |
| 10. Frank Bialowas | 259 (97-98) |

Lehigh Valley

Points (Season)

| | |
|----------------------|-------------------|
| 1. Phil Varone | 70 (17-18) |
| 2. Greg Carey | 61 (18-19) |
| 3. T.J. Brennan | 60 (16-17) |
| 4. Andy Miele | 57 (16-17) |
| 5. Chris Conner | 56 (16-17) |
| 5. Nick Cousins | 56 (14-15) |
| 7. Chris Conner | 55 (15-16) |
| 8. Greg Carey | 53 (17-18) |
| 8. Jason Akeson | 53 (14-15) |
| 10. Greg Carey | 51 (16-17) |

Goals (Season)

| | |
|----------------------|-------------------|
| 1. Greg Carey | 31 (17-18) |
| 2. Greg Carey | 29 (18-19) |
| 3. Greg Carey | 28 (16-17) |
| 4. Colin McDonald | 25 (16-17) |
| 4. Danick Martel | 25 (17-18) |
| 6. Phil Varone | 23 (17-18) |
| 6. Jason Akeson | 23 (14-15) |
| 8. Nick Cousins | 22 (14-15) |
| 8. Danick Martel | 22 (15-16) |
| 9. T.J. Brennan | 21 (16-17) |
| 10. Taylor Leier | 20 (15-16) |
| 10. Danick Martel | 20 (15-16) |

Assists (Season)

| | |
|------------------------|-------------------|
| 1. Phil Varone | 47 (17-18) |
| 2. Andy Miele | 44 (16-17) |
| 3. T.J. Brennan | 39 (16-17) |
| 3. Chris Conner | 39 (15-16) |
| 5. Chris Conner | 35 (18-19) |
| 5. T.J. Brennan | 35 (18-19) |
| 7. Chris Conner | 34 (16-17) |
| 7. Nick Cousins | 34 (14-15) |
| 9. Greg Carey | 32 (18-19) |
| 9. Jordan Weal | 32 (16-17) |
| 9. Brandon Manning | 32 (14-15) |

Plus-Minus (Season)

| | |
|-----------------------|--------------|
| 1. Nicolas Aube-Kubel | 24 (2017-18) |
| 2. Corban Knight | 20 (2017-18) |
| 3. Cole Bardreau | 18 (2017-18) |
| 4. Scott Laughton | 17 (2016-17) |
| 5. Danick Martel | 16 (2017-18) |
| 6. Tyrell Goulbourne | 15 (2017-18) |

Penalty Minutes (Career)

| | |
|--------------------------|------------|
| 1. Tyrell Goulbourne | 313 |
| 2. Samuel Morin | 280 |
| 3. T.J. Brennan | 265 |
| 4. Jay Rosehill | 252 |
| 5. Cole Bardreau | 238 |
| 6. Nic Aube-Kubel | 234 |
| 7. Danick Martel | 189 |
| 8. Zack Stortini | 184 |
| 9. Derek Mathers | 159 |
| 10. Oliver Lauridsen | 152 |
| 11. Brandon Manning | 150 |

Penalty Minutes (Season)

| | |
|----------------------|-------------|
| 1. Jay Rosehill | 219 (14-15) |
| 2. Zack Stortini | 184 (14-15) |
| 3. Oliver Lauridsen | 152 (14-15) |
| 4. Brandon Manning | 150 (14-15) |
| 5. Derek Mathers | 147 (14-15) |
| 6. Tyrell Goulbourne | 135 (18-19) |
| 7. Steven Delisle | 133 (14-15) |
| 8. Samuel Morin | 129 (16-17) |
| 9. Brett Hextall | 119 (14-15) |
| 10. Samuel Morin | 118 (15-16) |

Goalie Records

Phantoms Franchise

Games (Career)

| | |
|----------------------|------------|
| 1. Neil Little | 351 |
| 2. Scott Munroe | 165 |
| 3. Antero Niittymaki | 147 |
| 4. Brian Boucher | 130 |
| 5. Alex Lyon | 127 |
| 6. Anthony Stolarz | 113 |
| 7. Michael Leighton | 93 |
| 8. Martin Houle | 87 |
| 9. Cal Heeter | 76 |
| 10. Johan Backlund | 75 |

Wins (Career)

| | |
|------------------------|-----------|
| 1. Neil Little | 177 |
| 2. Scott Munroe | 76 |
| 3. Antero Niittymaki | 71 |
| 4. Alex Lyon | 68 |
| 5. Brian Boucher | 66 |
| 6. Anthony Stolarz | 51 |
| 7. Michael Leighton | 45 |
| 8. Jean-Marc Pelletier | 39 |
| 9. Martin Houle | 32 |
| 10. Johan Backlund | 31 |

Saves (Career)

| | |
|----------------------|-------------|
| 1. Neil Little | 8872 |
| 2. Scott Munroe | 4510 |
| 3. Alex Lyon | 3571 |
| 4. Antero Niittymaki | 3480 |
| 5. Brian Boucher | 3172 |
| 6. Anthony Stolarz | 3108 |
| 7. Michael Leighton | 2572 |
| 8. Martin Houle | 2006 |
| 9. Cal Heeter | 2001 |
| 10. Johan Backlund | 1955 |

Shutouts (Career)

| | |
|------------------------|----------|
| 1. Neil Little | 18 |
| 2. Antero Niittymaki | 13 |
| 3. Scott Munroe | 11 |
| 4. Michael Leighton | 7 |
| 5. Brian Boucher | 6 |
| 6. Dustin Tokarski | 5 |
| 6. Jean-Marc Pelletier | 5 |
| 6 Alex Lyon | 5 |

Lehigh Valley

Games (Career)

| | |
|----------------------|------------|
| 1. Alex Lyon | 127 |
| 2. Anthony Stolarz | 113 |
| 3. Rob Zepp | 47 |
| 4. Dustin Tokarski | 39 |
| 5. Jason LaBarbera | 23 |
| 6. Martin Ouellette | 21 |
| 7. Carter Hart | 18 |
| 8. John Muse | 15 |
| 9. J-F Berube | 11 |
| 10. Mike McKenna | 10 |

Wins (Career)

| | |
|-----------------------|-----------|
| 1. Alex Lyon | 68 |
| 2. Anthony Stolarz | 51 |
| 3. Rob Zepp | 21 |
| 4. Dustin Tokarski | 20 |
| 5. Martin Ouellette | 11 |
| 5. John Muse | 11 |
| 7. Carter Hart | 9 |
| 8. Jason LaBarbera | 7 |
| 9. Mike McKenna | 5 |
| 10. J-F Berube | 4 |

Saves (Career)

| | |
|-----------------------|-------------|
| 1. Alex Lyon | 3571 |
| 2. Anthony Stolarz | 3108 |
| 3. Rob Zepp | 1353 |
| 4. Dustin Tokarski | 1012 |
| 5. Jason LaBarbera | 585 |
| 6. Carter Hart | 469 |
| 7. Martin Ouellette | 447 |
| 8. John Muse | 399 |
| 9. Mike McKenna | 292 |
| 10. J-F Berube | 280 |

Shutouts (Career)

| | |
|---------------------|----------|
| 1. Alex Lyon | 5 |
| 1. Dustin Tokarski | 5 |
| 3. Anthony Stolarz | 3 |
| 4. Martin Ouellette | 2 |
| 5. Carter Hart | 1 |
| 5. Jason LaBarbera | 1 |
| 5. John Muse | 1 |

Phantoms Franchise

Games (Season)

| | |
|------------------------|--------------|
| 1. Antero Niittymaki | 58 (2004-05) |
| 1. Neil Little | 58 (2000-01) |
| 3. Michael Leighton | 56 (2011-12) |
| 3. Scott Munroe | 56 (2008-09) |
| 5. Neil Little | 54 (1996-97) |
| 6. Neil Little | 51 (1999-00) |
| 6. Neil Little | 51 (1997-98) |
| 8. Antero Niittymaki | 49 (2003-04) |
| 9. Alex Lyon | 47 (2016-17) |
| 9. Anthony Stolarz | 47 (2015-16) |
| 9. Rob Zepp | 47 (2014-15) |
| 9. Jean-Marc Pelletier | 47 (1998-99) |
| 13. Scott Munroe | 46 (2008-09) |
| 14. Cal Heeter | 44 (2013-14) |
| 15. Brian Boucher | 42 (2007-08) |
| 15. Neil Little | 42 (2002-03) |

Wins (Season)

| | |
|------------------------|--------------|
| 1. Antero Niittymaki | 33 (2004-05) |
| 2. Scott Munroe | 31 (2008-09) |
| 2. Neil Little | 31 (1997-98) |
| 2. Neil Little | 31 (1996-97) |
| 5. Michael Leighton | 28 (2011-12) |
| 6. Alex Lyon | 27 (2016-17) |
| 7. Neil Little | 26 (1999-00) |
| 8. Jean-Marc Pelletier | 25 (98-99) |
| 9. Antero Niittymaki | 24 (2003-04) |
| 10. Brian Boucher | 23 (2007-08) |

Saves (Season)

| | |
|----------------------|--------------|
| 1. Scott Munroe | 1678 (08-09) |
| 2. Michael Leighton | 1565 (11-12) |
| 3. Neil Little | 1476 (00-01) |
| 4. Neil Little | 1457 (96-97) |
| 5. Antero Niittymaki | 1454 (04-05) |
| 6. Neil Little | 1373 (99-00) |
| 7. Rob Zepp | 1353 (14-15) |
| 8. Neil Little | 1347 (97-98) |
| 9. Anthony Stolarz | 1287 (15-16) |
| 10. Alex Lyon | 1286 (16-17) |

Shutouts (Season)

| | |
|----------------------|-------------|
| 1. Antero Niittymaki | 7 (2003-04) |
| 2. Antero Niittymaki | 6 (2004-05) |
| 2. Neil Little | 6 (2003-04) |
| 4. Dustin Tokarski | 5 (2017-18) |
| 4. Michael Leighton | 5 (2010-11) |
| 5. Alex Lyon | 4 (2016-17) |
| 5. Cal Heeter | 4 (2013-14) |
| 5. Scott Munroe | 4 (2008-09) |
| 5. Brian Boucher | 4 (2007-08) |
| 5. Scott Munroe | 4 (2007-08) |
| 5. Neil Little | 4 (2002-03) |

Goals Against Avg (Season)

| | |
|----------------------|----------------|
| 1. Neil Little | 1.96 (2003-04) |
| 2. Antero Niittymaki | 2.02 (2003-04) |
| 2. Neil Little | 2.02 (2001-02) |
| 4. Antero Niittymaki | 2.07 (2004-05) |
| 5. Michael Leighton | 2.22 (2010-11) |
| 6. Scott Munroe | 2.29 (2007-08) |
| 7. Scott Munroe | 2.46 (2008-09) |

Save Percentage (Season)

| | |
|----------------------|----------------|
| 1. Neil Little | .926 (2001-02) |
| 1. Michael Leighton | .926 (2010-11) |
| 1. Scott Munroe | .926 (2008-09) |
| 4. Antero Niittymaki | .924 (2004-05) |
| 4. Antero Niittymaki | .924 (2003-04) |
| 6. Neil Little | .920 (2003-04) |
| 7. Michael Leighton | .918 (2011-12) |
| 7. Scott Munroe | .918 (2007-08) |
| 9. Rob Zepp | .917 (2014-15) |
| 9. Brian Boucher | .917 (2007-08) |

Lehigh Valley

Games (Season)

| | |
|---------------------|---------------------|
| 1. Alex Lyon | 47 (2016-17) |
| 1. Anthony Stolarz | 47 (2015-16) |
| 1. Rob Zepp | 47 (2014-15) |
| 4. Alex Lyon | 39 (2018-19) |
| 4. Dustin Tokarski | 39 (2017-18) |
| 6. Anthony Stolarz | 31 (2014-15) |

Wins (Season)

| | |
|---------------------|---------------------|
| 1. Alex Lyon | 27 (2016-17) |
| 2. Anthony Stolarz | 21 (2015-16) |
| 2. Rob Zepp | 21 (2015-16) |
| 4. Dustin Tokarski | 20 (2014-15) |
| 5. Alex Lyon | 19 (2018-19) |
| 6. Anthony Stolarz | 18 (2016-17) |
| 7. Alex Lyon | 16 (2017-18) |
| 8. John Muse | 11 (2017-18) |
| 9. Anthony Stolarz | 9 (2014-15) |
| 10. Jason LaBarbera | 7 (2015-16) |

Saves (Season)

| | |
|---------------------|---------------------|
| 1. Rob Zepp | 1353 (14-15) |
| 2. Anthony Stolarz | 1287 (15-16) |
| 3. Alex Lyon | 1286 (16-17) |
| 4. Alex Lyon | 1162 (18-19) |
| 5. Dustin Tokarski | 1012 (17-18) |

Shutouts (Season)

| | |
|---------------------|-------------|
| 1. Dustin Tokarski | 5 (2017-18) |
| 2. Alex Lyon | 4 (2016-17) |
| 3. Martin Ouellette | 2 (2015-16) |
| 3. Anthony Stolarz | 2 (2014-15) |

Goals Against Avg (Season)

| | |
|---------------------|---------------------|
| 1. Anthony Stolarz | 2.60 (2015-16) |
| 2. Dustin Tokarski | 2.65 (2017-18) |
| 4. Rob Zepp | 2.68 (2014-15) |
| 5. Alex Lyon | 2.74 (2016-17) |
| 5. Alex Lyon | 2.74 (18-19) |
| 6. Alex Lyon | 2.75 (2017-18) |

Save Percentage (Season)

| | |
|---------------------|---------------------|
| 1. Rob Zepp | .917 (2017-18) |
| 2. Alex Lyon | .916 (18-19) |
| 2. Anthony Stolarz | .916 (2015-16) |
| 4. Dustin Tokarski | .915 (2017-18) |
| 5. Alex Lyon | .913 (2017-18) |
| 6. Alex Lyon | .912 (2016-17) |
| 7. Anthony Stolarz | .911 (2016-17) |

LV Phantoms PPL Center Largest Crowds

| | | | |
|------------|--------------|------------------|-----------------------------|
| 1. | 9,046 | 1/16/2016 | vs. Hartford Wolf Pack |
| 2. | 9,017 | 3/28/2015 | vs. WPS Penguins |
| 3. | 8,983 | 1/24/2015 | vs. St. John's IceCaps |
| 4. | 8,964 | 2/28/2015 | vs. Binghamton Senators |
| 5. | 8,959 | 11/14/2015 | vs. Albany Devils |
| 6. | 8,918 | 12/27/2014 | vs. Norfolk Admirals |
| 7. | 8,912 | 1/27/2018 | vs. Utica Comets |
| 8. | 8,907 | 1/17/2015 | vs. Binghamton Senators |
| 9. | 8,886 | 12/26/2015 | vs. Bridgeport Sound Tigers |
| 10. | 8,869 | 2/25/2017 | vs. WBS Penguins |
| 11. | 8,853 | 12/29/2018 | vs. WBS Penguins |
| 12. | 8,852 | 2/20/2016 | vs. Bridgeport Sound Tigers |
| 13. | 8,843 | 3/7/2015 | vs. Portland Pirates |
| 14. | 8,837 | 2/9/2019 | vs. Hartford Wolf Pack |
| 15. | 8,836 | 3/25/2017 | vs. WBS Penguins |
| 16. | 8,811 | 1/12/2019 | vs. Hershey Bears |
| 17. | 8,800 | 12/26/2016 | vs. Hershey Bears |
| 18. | 8,793 | 1/15/2016 | vs. Hershey Bears |
| 19. | 8,791 | 2/21/2015 | vs. Hartford Wolf Pack |
| 20. | 8,789 | 1/13/2018 | vs. Hershey Bears |
| 21. | 8,782 | 2/13/2015 | vs. Binghamton Senators |
| 22. | 8,777 | 2/18/2019 | vs. Hershey Bears |
| 23. | 8,776 | 11/9/2019 | vs. Hershey Bears |
| 24. | 8,763 | 3/22/2015 | vs. WBS Penguins |
| 25. | 8,759 | 4/9/2016 | vs. Bridgeport Sound Tigers |
| 26. | 8,757 | 3/3/2018 | vs. Binghamton Devils |
| 27. | 8,744 | 1/7/2017 | vs. Albany Devils |
| 28. | 8,743 | 1/30/2015 | vs. Hershey Bears |
| 29. | 8,740 | 1/29/2016 | vs. WBS Penguins |
| 30. | 8,737 | 1/19/2019 | vs. Rochester Americans |

PPL Center Sellouts in 2019-20

| | | |
|-----------|-------|-----------------------|
| 10/5/2019 | 8,453 | vs. Providence Bruins |
| 11/6/2019 | 8,567 | vs. WBS Penguins |
| 11/9/2019 | 8,776 | vs. Hershey Bears |

Total LV Phantoms PPL Center Sellouts (8,420 or more): 96

| | |
|-------------------|----|
| 2019-20 Sellouts: | 3 |
| 2018-19 Sellouts: | 15 |
| 2017-18 Sellouts: | 16 |
| 2016-17 Sellouts: | 16 |
| 2015-16 Sellouts: | 24 |
| 2014-15 Sellouts: | 22 |

AHL RECORD BOOK

Goals by Defenseman:

| | |
|------------------------|------------|
| 1. John Slaney | 166 |
| 2. T.J. Brennan | 157 |
| 3. Bryan Helmer | 129 |
| 4. Jim Wiemer | 124 |
| 5. Ed MacQueen | 123 |

Points by Defenseman:

| | |
|------------------------|------------|
| 1. Bryan Helmer | 564 |
| 2. John Slaney | 519 |
| 3. T.J. Brennan | 474 |
| 4. Steve Kraftcheck | 453 |
| 5. Ralph Keller | 446 |

Wins by Head Coach:

| | | | |
|------------------------|----------------|------------|------------------------------------|
| 1. Roy Sommer | 1998-2018 | 764 | (KEN, CLE, WOR, SJ) |
| 2. Fred "Bun" Cook | 1937-1956 | 636 | (Providence, Cleveland) |
| 3. Frank Mathers | 1956-1985 | 610 | (Hershey Bears) |
| 4. John Paddock | 1981-2011 | 589 | (ME HER BNG HFD PHI) |
| 5. John Anderson | 2001-2016 | 424 | (Chicago Wolves) |
| 6. Ken Gernander | 2007-2017 | 388 | (Hartford Wolf Pack) |
| 7. Randy Cunneyworth | 2000-2016 | 384 | (Rochester, Hamilton) |
| 8. Scott Gordon | 2002-19 | 375 | (Providence, Lehigh Valley) |
| 9. Mark Morris | 2006-2016 | 374 | (Manchester, Charlotte) |
| 10. Terry Reardon | 1947-1976 | 362 | (Providence, Baltimore) |

LV Phantoms Overtime Goals (29)

| | | |
|----------|--------------------|------------------------------------|
| 11/30/19 | Andy Welinski | vs. Hartford Wolf Pack |
| 11/29/19 | T.J. Brennan | vs. Wilkes-Barre/Scranton Penguins |
| 11/22/19 | Mark Friedman | vs. Charlotte Checkers |
| 11/9/19 | Andy Welinski | vs. Hershey Bears |
| 4/9/19 | Connor Bunnaman | at. Hershey Bears |
| 3/27/19 | Pascal Laberge | at. Rochester Americans |
| 2/15/19 | T.J. Brennan | vs. Bridgeport Sound Tigers |
| 1/6/19 | Mark Friedman | at. Springfield Thunderbirds |
| 11/30/18 | Nicolas Aube-Kubel | at Laval Rocket |
| 11/14/18 | T.J. Brennan | vs. Charlotte Checkers |
| 11/3/18 | Mike Vecchione | vs. Binghamton Devils |
| 1/14/18 | T.J. Brennan | at Hershey Bears |
| 12/17/17 | Corban Knight | at Bridgeport Sound Tigers |
| 11/25/17 | Will O'Neill | vs. Bridgeport Sound Tigers |
| 10/25/17 | Greg Carey | vs. Springfield Thunderbirds |
| 4/14/17 | Corban Knight | vs. Providence Bruins |
| 3/26/17 | Andy Miele | vs. Bridgeport Sound Tigers |
| 3/21/17 | T.J. Brennan | at St. John's IceCaps |
| 12/3/16 | Jordan Weal | at Hershey Bears |
| 11/18/16 | Scott Laughton | at Providence Bruins |
| 1/29/16 | Cole Bardreau | vs. Wilkes-Barre/Scranton Penguins |
| 12/9/15 | Nick Cousins | vs. Hershey Bears |
| 3/6/15 | Jason Akeson | vs. Bridgeport Sound Tigers |
| 2/28/15 | Brandon Manning | vs. Binghamton Senators |
| 2/15/15 | Andrew Gordon | at Springfield Falcons |
| 2/8/15 | Kevin Goumas | at Hershey Bears |
| 1/2/15 | Nick Cousins | at Norfolk Admirals |
| 10/25/14 | Scott Laughton | at Binghamton Senators |
| 10/17/14 | Brandon Manning | vs Adirondack Flames |

Most Overtime Goals (Career):

| | |
|----------|---------------------|
| 6 | John Slaney |
| 5 | Peter White |
| 5 | T.J. Brennan |

LV Phantoms Shutouts (18)

| | | |
|----------|------------------|--|
| 12/20/18 | Alex Lyon | vs. Hershey Bears (18 saves, 5-0) |
| 12/8/18 | Carter Hart | vs. Hershey Bears (26 saves, 1-0) |
| 3/30/18 | Dustin Tokarski | vs. Providence Bruins (22 saves, 2-0) |
| 3/18/18 | John Muse | vs. Springfield Thunderbirds (23 saves, 3-0) |
| 3/17/18 | Dustin Tokarski | vs. Providence Bruins (33 saves, 3-0) |
| 3/3/18 | Dustin Tokarski | vs. Binghamton Devils (29 saves, 4-0) |
| 2/13/18 | Dustin Tokarski | at Bridgeport Sound Tigers (40 saves, 5-0) |
| 12/6/17 | Dustin Tokarski | vs. WB/Scranton Penguins (39 saves, 5-0) |
| 3/8/17 | Alex Lyon | at WB/Scranton Penguins (31 saves, 3-0) |
| 2/8/17 | Alex Lyon | vs. Binghamton Senators (27 saves, 5-0) |
| 1/7/17 | Alex Lyon | vs. Albany Devils (31 saves, 2-0) |
| 11/23/16 | Alex Lyon | at Binghamton Senators (28 saves, 1-0) |
| 11/2/16 | Anthony Stolarz | at Hartford Wolf Pack (33 saves, 4-0) |
| 4/8/16 | Martin Ouellette | at WB/Scranton Penguins (40 saves, 4-0) |
| 4/2/16 | Martin Ouellette | at St. John's IceCaps (31 saves, 4-0) |
| 12/27/15 | Jason LaBarbera | at WB/Scranton Penguins (35 saves, 3-0) |
| 12/19/14 | Anthony Stolarz | vs. Hershey Bears (36 saves, 2-0) |
| 11/21/14 | Anthony Stolarz | vs. Worcester Sharks (36 saves, 4-0) |

LV Phantoms Hat Tricks (12)

| | | |
|---------|----------------|----------------------------|
| 3/27/19 | Pascal Laberge | at. Rochester Americans |
| 2/21/18 | Phil Varone | at Utica Comets |
| 10/7/17 | Danick Martel | vs. Hershey Bears |
| 4/2/17 | Chris Conner | at Hershey Bears |
| 2/19/17 | T.J. Brennan | at Utica Comets |
| 1/25/17 | Danick Martel | vs. Binghamton Senators |
| 4/8/16 | Adam Comrie | at WB/Scranton Penguins |
| 2/10/16 | Taylor Leier | vs. Binghamton Senators |
| 2/5/16 | Danick Martel | at Bridgeport Sound Tigers |
| 1/27/16 | Colin McDonald | vs. Binghamton Senators |
| 3/11/15 | Nick Cousins | at Toronto Marlies |
| 1/17/15 | Nick Cousins | vs. Binghamton Senators |

LV Penalty Shots (7-for-14)

| | | | |
|----------|--------------------|-----------------------------|------|
| 11/2/19 | Kyle Crisculo | at Bridgeport (Gibson) | GOAL |
| 4/7/19 | Carsen Twarynski | vs Wilkes-Barre (Muse) | GOAL |
| 12/2/18 | Taylor Leier | at Toronto (McAdam) | GOAL |
| 12/1/18 | Chris Conner | at Belleville (Gustavsson) | GOAL |
| 11/14/18 | Cole Bardreau | vs. Charlotte (Nedeljkovic) | x |
| 10/14/17 | Danick Martel | vs Wilkes-Barre (Jarry) | x |
| 4/14/17 | Chris Conner | vs Providence (McIntyre) | x |
| 2/18/17 | Chris Conner | vs Hartford (Halverson) | x |
| 2/10/17 | Chris Conner | at St. John's (Lindgren) | x |
| 1/7/17 | Jordan Weal | at Albany (Applebee) | x |
| 11/11/16 | Nicolas Aube-Kubel | at Utica (Bachman) | GOAL |
| 1/17/16 | Chris Conner | at Bridgeport (Milner) | GOAL |
| 11/13/15 | Kevin Goumas | vs Rochester (Lieuwen) | x |
| 3/11/15 | Nick Cousins | at Toronto (Gibson) | GOAL |

2019-20 Phantoms Highs/Lows (Regular Season)

Phantoms GOALS

| | |
|------------------------------|---|
| Most in a Game: | 6 (11/29/19 vs. WBS, 6-5) |
| Most Allowed in a Game: | 6 (11/27/19 at WBS, 2-6) |
| Most in a Period: | 4 (11/29/19 vs. WBS, 1 st period) |
| Most Allowed in a Period: | 4 (11/29/19 vs. WBS, 3 rd period) |
| Quickest in Game: | 1:22 (Tyler Wotherspoon, 11/27/19 at WBS) |
| Quickest Consecutive Goals | 0:21 (Strome & Laberge, 10/11/19 vs. WBS) |
| Quickest Allowed in Game: | 2:16 (Otto Koivula, 11/3/19 at BRI) |
| Quickest Scored in a Period: | 0:55 (Mikhail Vorobyev, 11/16/19 at WBS 2 nd) |
| Quickest Allowed in Period: | 0:38 (Stefan Noesen, 10/11/19 vs. WBS 2 nd) |

Phantoms SHOTS

| | |
|-----------------------------|--|
| Most in a Game: | 63 (12/4/19 at SPR) |
| Most Allowed in a Game: | 43 (11/29/19 vs. WBS) |
| Fewest in a Game: | 22 (11/2/19 at BRI) |
| Fewest Allowed in Game: | 18 (11/23/19 vs. BEL) |
| Most in a Period: | 24 (2x, Last: 12/4/19 at SPR, 3 rd per.) |
| Most Allowed in a Period: | 16 (4x, Last: 12/6/19 vs. HER, 2 nd per.) |
| Fewest in a Period: | 4 (3x, 11/27/19 at WBS, 1 st per.) |
| Fewest Allowed in a Period: | 2 (10/11/2019 vs. WBS, 1 st per.) |

Phantoms Miscellaneous

| | |
|-----------------------------|------------------------------------|
| Most PPG in a Game: | 3 (10/18/19 vs. BNG, 3/3) |
| Most PPG allowed in a Game: | 2 (4x, Last: 11/27/19 at WBS, 2/5) |
| Most Power Plays in a Game: | 8 (10/26/19 at CHA, 1/8) |
| Most PP Allowed in a Game: | 6 (2x, 10/25/19 at CHA, 0/6) |
| Most PIM: | 39 (12/7/19 at HER) |
| Most Opponent PIM: | 49 (12/7/19 at HER) |

Phantoms RESULTS

| | |
|--------------------------------|-------------------------------------|
| Margin of Victory: | 3 (2x, Last: 10/18/19 vs. BNG, 4-1) |
| Margin of Loss: | 4 (11/27/19 at WBS, 2-6) |
| Winning Streak: | 2 (3x, Last: 11/29/19 – 11/30/19) |
| Point Streak: | 8 (10/11/19 – 11/2/19) |
| Winless Streak: | 4 (11/10 – 11/16/19) |
| Pointless Streak (Reg Losses): | 3 (2x, Last: 12/4 – 12/7/19) |

INDIVIDUAL HIGHS

| | |
|------------------------------|---|
| Most Goals: | 2 (5x, Last: Carsen Twarynski 11/29 vs. WBS) |
| Most Assists in a Game: | 3 (3x, Last: Wotherspoon/Vorobyev 11/22/19 vs. CHA) |
| Most Points in a Game: | 3 (8x, Last: Carsen Twarynski 11/29/19 vs. WBS) |
| Longest Goal Scoring Streak: | 3 (Joel Farabee 10/11 – 10/18/19) |
| Longest Points Streak: | 7 (Morgan Frost 10/18 – 11/3/19) |

MUTLI-POINT GAMES

2 Points: 20

T.J. Brennan – 3
Andy Welinski – 3
Maksim Sushko – 2
Greg Carey – 2
Mikhail Vorobyev – 2
Mark Friedman – 2
Cal O'Reilly – 2
German Rubtosv – 1
Morgan Frost – 1
Tyler Wotherspoon – 1
Pascal Laberge – 1

3 Points: 8

Andy Andreoff – 1
Morgan Frost – 1
Kyle Criscuolo – 1
Tyler Wotherspoon – 1
Cal O'Reilly – 1
Mikhail Vorobyev – 1
David Kase - 1
Carsen Twarynski – 1

4 Points:

Phantoms Franchise Highs/Lows (All-Time)

Phantoms GOALS

| | |
|----------------------------|---|
| Most in a Game: | 10 (4/7/2019 vs. WBS, 10-6) |
| Most Allowed in a Game: | 9 (Several, Last: 1/21/2017 vs. PRO, 1-9) |
| Most Combined Goals: | 16 (4/7/2019 vs. WBS, 10-6) |
| Quickest in Game: | 0:09 (Tye McGinn, 3/24/2013 ADK vs. POR) |
| LV: | 0:15 (Petr Straka, 12/17/2014 vs. BNG) |
| Quickest Consecutive Goals | 0:06 (Zengerle & Martel, 2/8/17 vs. BNG) |
| Quickest Allowed in Game: | 0:08 (Grant Potulny, 12/31/2007 PHI at HER) |
| LV: | 0:20 (Tomas Jurco, 4/3/2019 at CHA) |

Phantoms SHOTS

| | |
|-------------------------|--------------------------------|
| Most in a Game: | 63 (12/4/2019 at SPR) |
| LV: | 63 (12/4/2019 at SPR) |
| Most Allowed in a Game: | 53 (2x, Last: 3/2/2016 vs SYR) |
| Fewest in a Game: | 12 (3/20/2001 PHI vs. STJ) |
| LV: | 15 (12/5/2015 at HER) |
| Fewest Allowed in Game: | 12 (3/20/2001 PHI vs. STJ) |
| LV: | 16 (3/1/2015 at HER) |

Phantoms Miscellaneous

| | |
|-----------------------------|---|
| Most PPG in a Game: | 5 (Several. Last: 1/9/2000 PHI vs. SPR) |
| LV: | 3 (Several. Last: 10/18/19 vs. BNG) |
| Most PPG allowed in a Game: | 7 (11/19/2006 PHI vs. HER) |
| LV: | 5 (10/12/2018 vs. SPR) |
| Most PIM: | 210 (12/28/2003 PHI vs. BNG) |
| LV: | 67 (1/31/2015 vs/ WBS) |

Phantoms RESULTS

| | |
|---------------------------|---------------------------------------|
| Margin of Victory: | 8 (3x, 12/19/1999 PHI vs. STJ, 9-1) |
| LV: | 6 (3x, 11/9/2018 vs. SPR, 8-2) |
| Margin of Loss: | 9 (11/29/2008 PHI at. HER, 0-9) |
| LV: | 8 (2x, 1/21/2017 vs. PRO, 1-9) |
| Winning Streak: | 17 (10/22/2004 – 11/27/2004) |
| LV: | 8 (11/2/2016 – 11/18/2016) |
| Point Streak: | 17 (10/22/2004 – 11/27/2004) |
| LV: | 8 (2x, Last: 10/11/2019 – 11/2/2019) |
| Winless Streak: | 10 (2x, Last: 11/13/2010 – 12/5/2010) |
| Losing Streak (Reg only): | 9 (10/17/2010 – 11/11/2010) |

INDIVIDUAL HIGHS

| | |
|------------------------------|---|
| Most Goals: | 4 (Tony Voce, 2/11/2006 at CHI) |
| LV: | 3 (Several, Pascal Laberge 3/27/19 vs ROC) |
| Most Assists in a Game: | 4 (Several, Jason Akeson 2/19/12 at MCH) |
| LV: | 3 (Several, Wotherspoon/Vorobyev 11/22/19 vs. CHA)) |
| Most Points in a Game: | 6 (Mike Maneluk 2/27/00 vs. SYR) |
| LV: | 5 (Colin McDonald 1/27/16 vs. BNG) |
| Longest Goal Scoring Streak: | 7 (2x, Last: Mike Maneluk, 2/21–3/4/2000) |
| LV: | 6 (2x, Last: Danick Martel, 10/27–11/8/2017) |
| Longest Points Streak: | 16 (Vadav Prospal, 10/25–11/29/1996) |
| LV: | 10 (Jason Akeson, 1/29-2/18/2015) |
| Most Saves: | 51 (Anthony Stolarz, 3/2/2016 at SYR) |

Extra-Attacker Goals (6x5 unless noted):

| | |
|------------|--|
| 10/13/2018 | David Kase at SPR (2:23 left, 3-4) |
| 10/13/2018 | Greg Carey at SPR (0:22.8 left, 4-4) |
| 11/3/2018 | Colin McDonald vs BNG (6:01 left, 2-3, 5x4 goal) |
| 11/3/2018 | Phil Varone vs. BNG (4.5 secs left, 3-3) |
| 11/30/2018 | Phil Varone at LAV (55.2 secs left, 2-2) |
| 1/13/2019 | Mike Vecchione at HER (1:26 left, 4-5) |
| 2/16/2019 | Corban Knight at HER (1:09 left, 2-2) |
| 3/15/2019 | Greg Carey vs PRO (0:48 left, 3-5) |
| 11/1/2019 | Greg Carey vs WBS (2:01 left, 3-3) |
| 11/23/2019 | Greg Carey vs BEL (0:14 left, 1-2, 6x4 goal) |

Empty Net Goals:

| | |
|------------|--------------------------|
| 10/6/2018 | Phil Varone vs. BRI |
| 10/24/2018 | Philip Samuelsson at HFD |
| 10/27/2018 | Tyrell Goulbourne at BNG |
| 12/2/2018 | Taylor Leier at TOR |
| 12/28/2018 | Phil Myers vs. PRO |
| 2/1/2019 | Mike Vecchione vs. BRI |
| 3/2/2019 | Justin Bailey vs. UTI |
| 4/8/2019 | Colin McDonald vs. WBS |
| 11/6/2019 | Kyle Criscuolo vs. WBS |

Fighting Majors:

| | |
|--------------------|---------------------------------|
| Kurtis Gabriel (1) | 10/12/19 vs. HER (Liam O'Brien) |
| Andy Andreoff (1) | 10/19/19 vs. SPR (Brady Keeper) |
| Andy Andreoff (2) | 11/3/19 at BRI (Nic Pierog) |
| Nate Prosser (1) | 11/6/19 vs. WBS (Ryan Haggerty) |
| Kurtis Gabriel (2) | 11/9/19 vs. HER (Kale Kessy) |
| T.J. Brennan (1) | 11/13/19 at SPR (Jack Rodewald) |
| Kurtis Gabriel (3) | 11/29/19 vs. WBS (Jamie Devane) |
| Kurtis Gabriel (4) | 12/7/19 at HER (Kale Kessy) |

Last Time Since Lehigh Valley...

| | |
|----------------------------|-----------------------------------|
| Had a shutout: | 12/20/18 vs HER (Alex Lyon) |
| Was shutout: | 12/7/19 at HER (Vitek Vanecek) |
| Had a Hat-Trick: | 3/27/19 at ROC (Pascal Laberge) |
| Allowed a Hat-Trick: | 3/29/19 vs CLE (Zach Dalpe) |
| Scored Shorthanded: | 12/4/19 at SPR (Connor Bunnaman) |
| Allowed SH Goal: | 10/25/19 at CHA (Chase Priskie) |
| Scored Penalty Shot: | 11/2/19 at BRI (Kyle Criscuolo) |
| Awarded Penalty Shot: | 11/2/19 at BRI (Kyle Criscuolo) |
| Penalty Shot Against: | 10/25/19 at CHA (Janne Kuokkanen) |
| Allowed Penalty Shot Goal: | 10/28/18 at HER (Riley Barber) |

Lehigh Valley Phantoms to Make NHL Debut with Flyers (26):

| | |
|---------------------|----------------------------|
| Shayne Gostsibehere | Oct 25, 2014 (PHI vs. DET) |
| Rob Zepp | Dec 21, 2014 (PHI vs. WPG) |
| Petr Straka | Jan 27, 2014 (PHI vs ARI) |
| Nick Cousins | Mar 17, 2015 (PHI at VAN) |
| Mark Alt | Mar 28, 2015 (PHI vs. SJ) |
| Taylor Leier | Nov 14, 2015 (PHI at CAR) |
| Anthony Stolarz | Nov 27, 2016 (PHI vs. CGY) |
| Samuel Morin | Apr 4, 2017 (PHI at NJ) |
| Mike Vecchione | Apr 4, 2017 (PHI at NJ) |
| Robert Hagg | Apr 9, 2017 (PHI vs. CAR) |
| Travis Sanheim | Oct 5, 2017 (PHI at LAK) |
| Will O'Neill | Nov 2, 2017 (PHI at STL) |
| Danick Martel | Nov 22, 2017 (PHI at NYI) |
| Tyrell Goulbourne | Jan 6, 2018 (PHI vs. STL) |
| Alex Lyon | Jan 31, 2018 (PHI at WSH) |
| Oskar Lindblom | Feb 20, 2018 (PHI vs. MTL) |
| Mikhail Vorobyev | Oct 4, 2018 (PHI at VGK) |
| Nicolas Aube-Kubel | Oct 30, 2018 (PHI at ANA) |
| Carter Hart | Dec 18, 2018 (PHI vs DET) |
| Philippe Myers | Feb 17, 2019 (PHI at DET) |
| Mark Friedman | Apr 6, 2019 (PHI vs. CAR) |
| Connor Bunnaman | Oct 4, 2019 (PHI vs CHI) |
| Carsen Twarynski | Oct 4, 2019 (PHI vs CHI) |
| Joel Farabee | Oct 21, 2019 (PHI vs VGK) |
| German Rubtsov | Nov 1, 2019 (PHI at NJ) |
| Morgan Frost | Nov 19, 2019 (PHI at FLA) |

Recent Milestones:

Tyler Wotherspoon – 400 Pro Games – Nov 22, 2019 vs CHA
Nate Prosser – 500 Pro Games – Nov 29, 2019 vs WBS
Andy Welinski – 100 Pro Points – Nov 30, 2019 vs. HFD
Gerry Fitzgerald – 100 AHL Games – Dec 6, 2019 vs. HER
Reece Willcox – 200 Pro Games – Dec 6, 2019 vs. HER
Kyle Criscuolo – 200 Pro Games – Dec 7, 2019 at HER

Upcoming Milestones:

Greg Carey – 96 LV Goals
Steven Swavely – 99 AHL Games
Cal O'Reilly – 596 AHL Points
Carsen Twarynski – 98 Pro Games
Andy Welinski – 196 Pro Games
James de Haas – 94 AHL Games

Transactions

Oct 7, 2019 G Felix Sandstrom reassigned to Reading (ECHL)
Oct 7, 2019 F Pascal Laberge reassigned to Reading (ECHL)
Oct 15, 2019 D Andy Welinski loaned to Lehigh Valley
Oct 18, 2019 F Connor Bunnaman loaned to Lehigh Valley
Oct 20, 2019 F Joel Farabee recalled from loan by Philadelphia (NHL)
Oct 20, 2019 F Mikhail Vorobyev recalled from loan by Philadelphia (NHL)
Oct 20, 2019 F Carsen Twarynski loaned to Lehigh Valley
Oct 23, 2019 D James de Haas loaned to Reading (ECHL)
Oct 23, 2019 F Gerry Fitzgerald loaned to Reading (ECHL)
Oct 23, 2019 F Matthew Strome reassigned to Reading (ECHL)
Oct 28, 2019 D James de Haas recalled by Lehigh Valley
Oct 28, 2019 F Gerry Fitzgerald recalled by Lehigh Valley
Oct 28, 2019 F Matthew Strome recalled by Lehigh Valley
Oct 31, 2019 D Philippe Myers recalled from loan by Philadelphia (NHL)
Oct 31, 2019 F German Rubtsov recalled from loan by Philadelphia (NHL)
Oct 31, 2019 F Carsen Twarynski recalled from loan by Philadelphia (NHL)
Oct 31, 2019 D Samuel Morin loaned to Lehigh Valley for Conditioning
Oct 31, 2019 F Mikhail Vorobyev loaned to Lehigh Valley
Nov 2, 2019 D James de Haas loaned to Reading (ECHL)
Nov 6, 2019 F Mikhail Vorobyev recalled from loan by Philadelphia (NHL)
Nov 6, 2019 F German Rubtsov loaned to Lehigh Valley
Nov 8, 2019 F Mikhail Vorobyev loaned to Lehigh Valley
Nov 8, 2019 F Andy Andreoff recalled from loan by Philadelphia (NHL)
Nov 8, 2019 F Samuel Morin recalled from Conditioning Loan
Nov 10, 2019 D James de Haas recalled by Lehigh Valley
Nov 17, 2019 F Joel Farabee loaned to Lehigh Valley
Nov 17, 2019 F Joel Farabee recalled from loan by Philadelphia (NHL)
Nov 18, 2019 F Carsen Twarynski loaned to Lehigh Valley
Nov 18, 2019 F Morgan Frost recalled from loan by Philadelphia (NHL)
Nov 19, 2019 F Pascal Laberge recalled by Lehigh Valley
Nov 21, 2019 F Steven Swavely recalled by Lehigh Valley
Nov 22, 2019 F Steven Swavely loaned to Reading (ECHL)
Nov 22, 2019 F Andy Andreoff loaned to Lehigh Valley
Nov 23, 2019 F Steven Swavely recalled by Lehigh Valley
Nov 24, 2019 F Joel Farabee loaned to Lehigh Valley
Nov 24, 2019 F Morgan Frost loaned to Lehigh Valley
Nov 25, 2019 F Joel Farabee recalled from loan by Philadelphia (NHL)
Nov 25, 2019 F Morgan Frost recalled from loan by Philadelphia (NHL)
Dec 4, 2019 F Mikhail Vorobyev recalled from loan by Philadelphia (NHL)
Dec 11, 2019 F David Kase recalled from loan by Philadelphia (NHL)



HC

SCOTT GORDON



Scott Gordon is in his fifth season as head coach of the Lehigh Valley Phantoms. Gordon finished the 2018-19 season as the head coach of the Philadelphia Flyers after he was named interim head coach on December 17, 2018. He guided the team to a 25-22-4 record over the final 51 games of the season. Prior to last season, Gordon helped lead the Phantoms to back-to-back seasons of 48 wins and 47 wins. In 2017-18, he guided the Phantoms to their first division crown in over a decade. Gordon currently has accumulated **375 career wins in the American Hockey League** which ranks 8th all-time.

On July 13, 2015, Scott Gordon was named the ninth head coach in franchise history. Gordon, 56, is a native of Brockton, Massachusetts and most recently had served as an assistant coach with the Toronto Maple Leafs from 2011 to 2014. Prior to that, he was the head coach of the New York Islanders for parts of three seasons from 2008 to 2010.

After serving as an assistant coach for parts of three seasons, he replaced Mike Sullivan as head coach of the Providence Bruins late in the 2002-03 campaign and guided the Bruins over the next five seasons. During that time, Gordon registered a 221-141-47 overall mark en route to playoff appearances in five of those six campaigns. In his final season at the helm in Providence, the Bruins produced a 55-18-7 overall record and a league-leading 117 points earning Gordon the Louis A.R. Pieri Memorial Award presented to the AHL's Coach of the Year.

In addition to his professional coaching experience, Gordon also has extensive international experience behind the bench. He served as an assistant coach for the United States at the 2010 Winter Olympics in Vancouver helping the U.S. claim a silver medal. What's more, he was an assistant coach for the United States at both the 2009 and 2011 IIHF World Championships.

After an eight-year career as a professional goaltender, which included 23 games with the Quebec Nordiques, Gordon began his coaching career as an assistant coach with the Atlanta Knights of the International Hockey League (IHL) from 1994 to 1996. He earned his first head coaching position in 1998 with the Roanoke Express of the East Coast Hockey League (ECHL). In two seasons behind the bench in Roanoke, Gordon compiled an 82-42-16 overall record and guided the Express to the postseason in both campaigns.



AC

KERRY HUFFMAN



Kerry Huffman is currently in his fourth season with the Lehigh Valley Phantoms. He has served as the assistant coach since 2016-17. Huffman finished the 2018-19 season as the interim head coach after he took over on December 17, 2018 when Scott Gordon was named the interim head coach for the Flyers. The Phantoms went 24-21-3-2 in 50 games under Huffman. Before coming to the Lehigh Valley, he spent one season as the General Manager and Assistant Coach with the Wilkes-Barre/Scranton Knights of the North American Hockey League (NAHL).

Huffman, 51, produced 37 goals, 108 assists, 145 points and 361 penalty minutes across 401 career NHL games during time with the Philadelphia Flyers, Quebec Nordiques and Ottawa Senators. A first-round selection (#20 overall) by Philadelphia in the 1986 NHL Entry Draft, he tallied 23 goals, 61 assists, 84 points and 124 penalty minutes in 207 career games with the Flyers.

Kerry was born in Peterborough, Ontario Canada and after a thirteen year professional playing career he retired and created ProAthlete Loan, a company that specialized in helping professional athletes secure various types of financing. Kerry's love and passion for the game brought him back to work in the representation field and became a NHLPA certified player agent. He has worked with management companies that have been in existence since the early 80's that have represented some of the most successful people in the field of professional sports as well as music and entertainment.

Kerry also created Platinum Hockey Group Consulting Company and has worked with companies that have represented and advised players at all levels including current NHL stars like Mike Cammalleri, Tyler Seguin, Alex Galchenyuk, Nail Yakupov and Olli Jokinen, Scott Gomez as well as former stars Ron Hextall, Rick Tocchet, Brian Propp, Tim Kerr, Dave Poulin, Scott Mellanby, Garth Snow, Paul Holmgren, Craig Berube, Gord Murphy, Bob Corkum, Keith Jones and Murray Craven. Kerry has worked with players in the NHL, AHL, ECHL, Europe and Major Junior, and has advised young players in minor hockey and college on the many complex situations they have faced.



34

ALEX LYON



GOALIE

2015-16 NCAA Goaltender of the Year (Yale)

Ht: 6'1 Wt: 209 Age: 26 Catches: Left DOB: 12/9/1992 Place: Baudette, Minnesota
 Drafted: Undrafted Pro Season: 4th Season w/ LV: 4th
 Acquired: Signed two-year, two-way contract with the Flyers on July 7, 2018

Single Game AHL Season Highs

SAVES: 35 - 2x (12/6/19 vs HER)
SHOTS FACED: 37 - 2x (12/6/19 vs HER)

Single Game AHL Career Highs

SAVES: 49 (1/19/19 vs. ROC)
SHOTS FACED: 51 (1/19/19 vs. ROC)

Career AHL Highs

Win Streak: 7 Gms (1/14 - 4/14/18)
Point Streak: 7 Gms (1/14 - 4/14/18)

| Season | Team | League | GP | MIN | GA | --- Regular Season --- | | | | | | | - Playoffs - | |
|----------------|----------------------------|------------|-----------|------------|-----------|------------------------|----------|----------|-------------|--------------|------------|----------|--------------|------|
| | | | | | | W | L | OTL | GAA | SV% | SVS | SO | GP | GAA |
| 2010-11 | Cedar Rapids RoughRiders | USHL | 1 | 60 | 5 | 0 | 1 | 0 | 5.00 | 0.848 | 28 | 0 | | |
| 2011-12 | Omaha Lancers | USHL | 48 | 2762 | 127 | 28 | 15 | 3 | 2.76 | 0.910 | 1287 | 4 | 4 | 3.3 |
| 2012-13 | Omaha Lancers | USHL | 50 | 2894 | 128 | 26 | 21 | 1 | 2.65 | 0.916 | 1396 | 1 | | |
| 2013-14 | Yale University | ECAC | 30 | 1764 | 71 | 14 | 11 | 5 | 2.41 | 0.918 | 796 | 3 | | |
| 2014-15 | Yale University | ECAC | 32 | 1925 | 52 | 17 | 10 | 5 | 1.62 | 0.939 | 797 | 7 | | |
| 2015-16 | Yale University | ECAC | 31 | 1906 | 52 | 19 | 8 | 4 | 1.64 | 0.936 | 766 | 5 | | |
| 2016-17 | Lehigh Valley Phantoms | AHL | 47 | 2719 | 124 | 27 | 14 | 5 | 2.74 | 0.912 | 1286 | 4 | 2 | 2.07 |
| 2017-18 | Lehigh Valley Phantoms | AHL | 27 | 1548 | 71 | 16 | 8 | 2 | 2.75 | 0.913 | 741 | 0 | 11 | 1.98 |
| 2017-18 | Philadelphia Flyers | NHL | 11 | 480 | 22 | 4 | 2 | 1 | 2.75 | 0.905 | 210 | 0 | | |
| 2018-19 | Philadelphia Flyers | NHL | 2 | 71 | 6 | 0 | 1 | 0 | 5.08 | 0.806 | 25 | 0 | | |
| 2018-19 | Lehigh Valley Phantoms | AHL | 39 | 2322 | 106 | 19 | 17 | 3 | 2.74 | 0.916 | 1162 | 1 | | |
| 2019-20 | Lehigh Valley Phantoms | AHL | 14 | 849 | 33 | 6 | 6 | 2 | 2.33 | 0.920 | 382 | 0 | | |

| Milestones: | USHL Totals: | 99 | 5716 | 260 | 54 | 37 | 4 | 2.73 | 0.912 | 2711 | 5 |
|-------------|-----------------------|------------|-------------|------------|-----------|-----------|-----------|-------------|--------------|-------------|----------|
| | NCAA Totals: | 93 | 5595 | 175 | 50 | 29 | 14 | 1.88 | 0.931 | 2359 | 15 |
| | AHL/LV Totals: | 127 | 7438 | 334 | 68 | 45 | 12 | 2.69 | 0.914 | 3571 | 5 |
| | NHL Totals: | 13 | 551 | 28 | 4 | 3 | 1 | 3.05 | 0.894 | 235 | 0 |
| | Pro Totals: | 140 | 7989 | 362 | 72 | 48 | 13 | 2.72 | 0.913 | 3806 | 5 |

2019-20 Notables

-- Lehigh Valley's All-Time leader in games played, wins, saves, and shutouts for a goaltender


CAREER NOTES

- Named the Phantoms IOA/American Specialty AHL Man of the Year for his outstanding contributions to the Lehigh Valley community
- Career-high 49 saves (regular season) in shootout win vs. Rochester on January 19, 2019
- Became Lehigh Valley Phantoms All-Time wins leader on January 6, 2019 passing Anthony Stolarz. Now sits 5th in Phantoms overall history.
- Signed a two-year contract extension with the Flyers on July 7, 2018
- Established Phantoms franchise record with 94 saves on 5OT 2-1 win at Charlotte on May 9/10, 2018 (Atlantic Division Finals Game #4)
- Earned first career NHL win on February 18, 2018 in relief of Michal Neuvirth (Philadelphia at NY Rangers, 25 saves on 26 shots)
- NHL Debut: January 31, 2018, Philadelphia at Washington (appeared in relief of Michal Neuvirth, 5 saves on 5 shots)
- Finished tied for fourth among all AHL goaltenders in wins last season (27). Tied for seventh in AHL with four shutouts
- Recorded first professional shutout with 1-0 win at Binghamton on November 23, 2016 (28 saves)
- First Pro Win: November 11, 2016, Lehigh Valley at Utica (4-1 win, 26 saves)
- Pro Debut: October 22, 2016, Lehigh Valley vs. Hartford (29 saves/34 shots)
- Signed entry-level contract with Philadelphia Flyers on April 5, 2016
- Three-year career at Yale (2013-16): 93 games, 50-29-14, 15 SO, 1.88 goals-against average, .931 save percentage
- Two-time Ken Dryden Award recipient (best goalie in ECAC) following 2014-15 and 2015-16 seasons
- All-Ivy League First team following 2014-15 and 2015-16 seasons. All-ECAC Hockey First Team following 2014-15 season
- Ivy League co-Rookie of the Year (2013-14) after leading the nation in save percentage, shutouts and goals-against average



35

J.F. BERUBE



GOALIE

2015 Calder Cup Champion (Manchester)

Ht: 6'1 **Wt:** 176 **Age:** 28 **Catches:** Left **DOB:** 7/13/1991 **Place:** Repentigny, Quebec
Drafted: 4th Rd (#95) by Los Angeles Kings in 2009 **Pro Season:** 9th **Season w/ LV:** 1st
Acquired: Signed one-year, two-way contract with the Flyers on July 1, 2019

Single Game AHL Season Highs

SAVES: 38 (11/29/19 vs WBS)
SHOTS FACED: 43 (11/29/19 vs WBS)

Single Game AHL Career Highs

SAVES: 42 (11/23/18 vs. TOR)
SHOTS FACED: 48 (11/23/18 vs. TOR)

Career AHL Highs

Win Streak: 9 Gms (12/6/14 - 1/2/15)
Point Streak: 13 Gms (12/5/14 - 2/4/15)

| Season | Team | League | GP | MIN | GA | --- Regular Season --- | | | | | - Playoffs - | | | |
|----------------|---------------------------|------------|-----------|------------|-----------|------------------------|----------|----------|-------------|--------------|--------------|----------|----------|-------------|
| | | | | | | W | L | OTL | GAA | SV% | SVS | SO | GP | GAA |
| 2008-09 | Montreal Juniors | QMJHL | 20 | 1059 | 47 | 6 | 7 | 2 | 2.66 | 0.907 | 456 | 1 | 1 | 3.00 |
| 2009-10 | Montreal Juniors | QMJHL | 45 | 2393 | 121 | 17 | 23 | 0 | 3.03 | 0.897 | 1057 | 1 | 7 | 2.40 |
| 2009-10 | Manchester Monarchs | AHL | 3 | 180 | 11 | 2 | 1 | 0 | 3.67 | 0.855 | 65 | 0 | | |
| 2010-11 | Montreal Juniors | QMJHL | 50 | 2935 | 127 | 32 | 7 | 8 | 2.60 | 0.902 | 1168 | 3 | 10 | 2.79 |
| 2011-12 | Ontario Reign | ECHL | 37 | 2091 | 100 | 17 | 13 | 4 | 2.87 | 0.907 | 974 | 4 | 4 | 3.20 |
| 2012-13 | Ontario Reign | ECHL | 24 | 1418 | 53 | 15 | 6 | 2 | 2.24 | 0.910 | 534 | 1 | 10 | 2.07 |
| 2012-13 | Manchester Monarchs | AHL | 2 | 97 | 7 | 0 | 2 | 0 | 4.32 | 0.870 | 47 | 0 | | |
| 2013-14 | Manchester Monarchs | AHL | 48 | 2790 | 110 | 28 | 17 | 0 | 2.37 | 0.913 | 1151 | 3 | 4 | 1.67 |
| 2014-15 | Manchester Monarchs | AHL | 52 | 3025 | 110 | 37 | 9 | 4 | 2.18 | 0.913 | 1157 | 2 | 17 | 2.30 |
| 2015-16 | New York Islanders | NHL | 7 | 396 | 18 | 3 | 2 | 1 | 2.71 | 0.914 | 192 | 0 | 1 | 0.00 |
| 2015-16 | Bridgeport Sound Tigers | AHL | 5 | 287 | 6 | 4 | 1 | 0 | 1.25 | 0.960 | 145 | 1 | | |
| 2016-17 | New York Islanders | NHL | 14 | 532 | 30 | 3 | 2 | 2 | 3.42 | 0.889 | 241 | 0 | | |
| 2017-18 | Rockford IceHogs | AHL | 15 | 834 | 33 | 7 | 8 | 0 | 2.37 | 0.920 | 378 | 2 | | |
| 2017-18 | Chicago Blackhawks | NHL | 13 | 667 | 42 | 3 | 6 | 1 | 3.78 | 0.894 | 356 | 0 | | |
| 2018-19 | Cleveland Monsters | AHL | 43 | 2472 | 124 | 21 | 17 | 5 | 3.01 | 0.896 | 1064 | 0 | | |
| 2019-20 | Lehigh Valley Phantoms | AHL | 11 | 667 | 29 | 4 | 4 | 3 | 2.61 | 0.906 | 280 | 0 | | |

| Milestones: | QMJHL Totals: | 115 | 6387 | 295 | 55 | 37 | 10 | 2.77 | 0.901 | 2681 | 5 |
|-------------|--------------------|------------|--------------|------------|------------|-----------|-----------|-------------|--------------|-------------|-----------|
| | ECHL Totals: | 61 | 3509 | 153 | 32 | 19 | 6 | 2.62 | 0.908 | 1508 | 5 |
| | LV Totals: | 11 | 667 | 29 | 4 | 4 | 3 | 2.61 | 0.906 | 280 | 0 |
| | AHL Totals: | 179 | 10352 | 430 | 103 | 59 | 12 | 2.49 | 0.909 | 4287 | 8 |
| | NHL Totals: | 34 | 1595 | 90 | 9 | 10 | 4 | 3.39 | 0.898 | 789 | 0 |
| | Pro Totals: | 274 | 15456 | 673 | 144 | 88 | 22 | 2.61 | 0.907 | 6584 | 13 |

2019-20 Notables

-- 100th AHL win (and first with Phantoms) on October 26, 2019 in Charlotte with 3-2 victory

CAREER NOTES

- Acquired by Columbus (NHL) via trade from Chicago (NHL) in exchange for F Jordan Schroeder 6/27/18
- Signed a two-year contract with Chicago on July 1, 2017
- Selected by the Vegas Golden Knights in the 2017 NHL Expansion Draft on June 21, 2017
- NHL Debut: October 10, 2015 against the Chicago Blackhawks, made 30 saves in 4-1 loss
- Named to 2014-15 AHL All-Star Classic with Manchester
- Helped Manchester (AHL) claim 2015 Calder Cup as AHL Playoff Champions
- Drafted in the 4th Rd (#95) by Los Angeles Kings in 2009



2

JAMES DE HAAS



DEFENSE

Ht: 6'3 **Wt:** 212 **Age:** 25 **Shoots:** Left **DOB:** 5/5/1994 **Place:** Mississauga, Ontario
Drafted: 6th Rd (#170) by Detroit Red Wings in 2012 **Pro Season:** 3rd **Season w/ LV:** 3rd
Acquired: Signed one-year, AHL contract with the Phantoms on July 1, 2019

Single Game AHL Season Highs

GOALS:
ASSISTS: 1 (11/27/19 vs. WBS)
POINTS: 1 (11/27/19 vs. WBS)
PIMS: 2 (11/22/19 vs. CHA)

Single Game AHL Career Highs

GOALS: 1 - 2x (2/1/19 vs. BRI)
ASSISTS: 2 - 2x (4/7/19 vs. WBS)
POINTS: 2 - 3x (4/7/19 vs. WBS)
PIMS: 6 (4/12/19 vs. PRO)

Career AHL Highs

GOAL STREAK: n/a
POINTS STREAK: 3 (4/6 - 4/12/19)

| Season | Team | League | --- Regular Season --- | | | | | | --- Playoffs --- | | | | |
|---------|----------------------------|--------|------------------------|----|----|-----|-----|-----|------------------|---|---|-----|-----|
| | | | GP | G | A | PTS | PIM | +/- | GP | G | A | PTS | PIM |
| 2011-12 | Toronto Lakeshore Patriots | OJHL | 45 | 10 | 19 | 29 | 32 | | 21 | 5 | 7 | 12 | 10 |
| 2012-13 | Penticton Vees | BCHL | 53 | 5 | 19 | 24 | 19 | | 15 | 3 | 6 | 9 | 8 |
| 2013-14 | Clarkson University | ECAC | 38 | 6 | 7 | 13 | 18 | | | | | | |
| 2014-15 | Clarkson University | ECAC | 36 | 6 | 9 | 15 | 18 | -3 | | | | | |
| 2015-16 | Clarkson University | ECAC | 38 | 5 | 12 | 17 | 26 | -1 | | | | | |
| 2016-17 | Clarkson University | ECAC | 37 | 7 | 22 | 29 | 32 | 6 | | | | | |
| 2017-18 | Reading Royals | ECHL | 23 | 5 | 13 | 18 | 6 | 7 | | | | | |
| 2017-18 | Lehigh Valley Phantoms | AHL | 36 | 1 | 10 | 11 | 10 | 6 | 2 | 0 | 0 | 0 | 2 |
| 2018-19 | Lehigh Valley Phantoms | AHL | 48 | 1 | 9 | 10 | 22 | -12 | | | | | |
| 2019-20 | Reading Royals | ECHL | 5 | 0 | 0 | 0 | 6 | -1 | | | | | |
| 2019-20 | Lehigh Valley Phantoms | AHL | 10 | 0 | 1 | 1 | 2 | -2 | | | | | |

Milestones:

6 away 100 AHL Games

| | | | | | |
|----------------------|------------|----------|-----------|-----------|-----------|
| ECAC Totals: | 149 | 24 | 50 | 74 | 94 |
| ECHL Totals | 28 | 5 | 13 | 18 | 12 |
| AHL/LV Totals | 94 | 2 | 20 | 22 | 34 |
| Pro Totals: | 122 | 7 | 33 | 40 | 46 |

Last AHL....

GOAL: 2/1/19 vs. BRI
ASSIST: 11/27/19 at WBS
MULTI-GOAL GAME: n/a
MULTI-PT GAME: 4/7/19 vs WBS (2a)

2019-20 Notables

- Loaned to Reading on November 2, 2019. Played 4 games and recalled on November 10.
- Loaned to Reading on October 23, 2019. Played in 1 game and recalled on October 28.

CAREER NOTES

- Finished 2018-19 season on career-best 3-game point streak
- First Pro Goal: November 24, 2017, Lehigh Valley at Springfield
- Recorded 4 assists in 5-1 win vs. Jacksonville on November 11, 2017
- Pro Debut: October 21, 2017, Reading vs. Adirondack
- Signed two-year AHL contract with Lehigh Valley on August 18, 2017
- Named ECAC's Best Defensive Defenseman in 2016-17. Named Second-Team league All-Star and to ECAC Hockey All-Academic Team
- Served as team captain during senior season. Finished second on Clarkson's roster with 22 assists and third in total scoring with 29 points
- Four-year career at Clarkson University (2013-17): 149 games, 24 goals, 50 assists, 74 points, 94 penalty minutes



3

ANDY WELINSKI



DEFENSE

2017-18 AHL All-Star

Ht: 6'1 Wt: 200 Age: 26 Shoots: Right DOB: 4/27/1993 Place: Duluth, Minnesota
 Drafted: 3rd Rd (#83) by Anaheim Ducks in 2011 Pro Season: 4th Season w/ LV: 1st
 Acquired: Signed one-year contract with the Flyers on July 1, 2019

Single Game AHL Season Highs

GOALS: 1 - 5x (12/6/19 vs HER)
ASSISTS: 2 - 2x (11/3/19 vs BRI)
POINTS: 2 - 3x (11/30/19 vs HFD)
PIMS: 2 (11/13/19 vs SPR)

Single Game AHL Career Highs

GOALS: 3 (3/31/17 vs TUC)
ASSISTS: 3 (2/24/17 vs. TEX)
POINTS: 4 (3/31/17 vs TUC)
PIMS: 6 (10/6/18 vs. TUC)

Career AHL Highs

GOAL STREAK: 3 (12/21 - 12/27/18)
POINTS STREAK: 4 (10/7 - 10/20/17)

| Season | Team | League | --- Regular Season --- | | | | | | --- Playoffs --- | | | | |
|----------------|--------------------------------|------------|------------------------|----------|----------|----------|----------|-----------|------------------|----------|----------|----------|----------|
| | | | GP | G | A | PTS | PIM | +/- | GP | G | A | PTS | PIM |
| 2012-13 | University of Minnesota-Duluth | NCHC | 38 | 4 | 14 | 18 | 24 | | | | | | |
| 2013-14 | University of Minnesota-Duluth | NCHC | 36 | 5 | 14 | 19 | 51 | | | | | | |
| 2014-15 | University of Minnesota-Duluth | NCHC | 40 | 9 | 12 | 21 | 24 | 2 | | | | | |
| 2015-16 | University of Minnesota-Duluth | NCHC | 40 | 6 | 13 | 19 | 45 | 13 | | | | | |
| 2015-16 | San Diego Gulls | AHL | 5 | 0 | 1 | 1 | 2 | 0 | 8 | 0 | 2 | 2 | 4 |
| 2016-17 | San Diego Gulls | AHL | 63 | 6 | 23 | 29 | 16 | 4 | 10 | 0 | 3 | 3 | 0 |
| 2017-18 | San Diego Gulls | AHL | 51 | 10 | 24 | 34 | 22 | -11 | | | | | |
| 2017-18 | Anaheim Ducks | NHL | 7 | 0 | 2 | 2 | 0 | -1 | 3 | 0 | 0 | 0 | 0 |
| 2018-19 | San Diego Gulls | AHL | 27 | 8 | 11 | 19 | 16 | -1 | 16 | 3 | 7 | 10 | 12 |
| 2018-19 | Anaheim Ducks | NHL | 26 | 1 | 3 | 4 | 8 | -5 | | | | | |
| 2019-20 | Lehigh Valley Phantoms | AHL | 17 | 5 | 8 | 13 | 2 | 5 | | | | | |

Milestones:

4 away 200 Pro Games

| | | | | | |
|--------------------|------------|-----------|-----------|------------|-----------|
| NCAA Totals: | 154 | 24 | 53 | 77 | 144 |
| LV Totals: | 17 | 5 | 8 | 13 | 2 |
| AHL Totals: | 163 | 29 | 67 | 96 | 58 |
| NHL Totals: | 33 | 1 | 5 | 6 | 8 |
| Pro Totals: | 196 | 30 | 72 | 102 | 66 |

Last AHL....

GOAL: 12/6/19 vs HER
ASSIST: 11/30/19 vs HFD
MULTI-GOAL GM: 10/13/18 vs ONT
MULTI-PT GM: 11/30/19 vs HFD (1g, 1a)

2019-20 Notables

- Scored 2nd OT winner of the season on November 30, 2019 against Hartford Wolf Pack
- Scored overtime winner on November 9, 2019 against Hershey Bears
- Loaned to Phantoms from Philadelphia on October 15, 2019

CAREER NOTES


- Appeared in three Stanley Cup Playoff contests with the Ducks during 2017-18
- Collected an assist in each of his first two NHL games to become the first Ducks rookie to record a point in his first two career games since Alex Grant (Nov. 30-Dec. 11, 2013)
- Made his NHL debut and earned his first career NHL point (assist), Dec. 11, 2017 vs. Carolina
- Was named to his first AHL All-Star Game as the lone representative of the Gulls in 2017-18
- Scored the first hat trick in Gulls history, and tied the club record for points in a game (3-1=4), Mar. 31, 2017 at Tucson.
- Concluded his collegiate career at Minnesota-Duluth (NCHC/WCHA) with 24-53=77 points and 144 PIM in 154 games.
- Was named to the NCHC Second All-Star Team in 2015 and 2016
- Won the Clark Cup with the Green Bay in 2011-12, scoring 2-2=4 points in 12 postseason contests, including 1-1=2 points in the Final...was named USA Hockey Junior Player of the Year, USHL Defenseman of the Year, and the First All-Star Team in 2011-12.



5

TYLER

WOTHERSPOON



DEFENSE

2012-13 WHL Championship

Ht: 6'2 Wt: 207 Age: 26 Shoots: Left DOB: 3/12/1993 Place: Burnaby, British Columbia
 Drafted: 2nd Rd (#57) by Calgary Flames in 2011 Pro Season: 7th Season w/ LV: 1st
 Acquired: Signed two-year, two-way contract with the Flyers on July 1, 2019

Single Game AHL Season Highs

GOALS: 1 (11/27/19 vs. WBS)
ASSISTS: 3 (11/22/19 vs. CHA)
POINTS: 3 (11/22/19 vs. CHA)
PIMS: 4 (11/10/19 vs HER)

Single Game AHL Career Highs

GOALS: 1 - 23x (11/27/19 vs. WBS)
ASSISTS: 3 - 2x (11/22/19 vs. CHA)
POINTS: 3 - 2x (11/22/19 vs. CHA)
PIMS: 6 - 2x (2/17/18 vs. SJ)

Career AHL Highs

GOAL STREAK: 2 - 4x (2/10 - 2/1/18)
POINTS STREAK: 4 - 2x (12/28/18 - 1/4/19)

| Season | Team | League | --- Regular Season --- | | | | | | --- Playoffs --- | | | | |
|----------------|------------------------|------------|------------------------|----------|----------|----------|----------|-----------|------------------|----------|----------|----------|----------|
| | | | GP | G | A | PTS | PIM | +/- | GP | G | A | PTS | PIM |
| 2008-09 | Portland Winterhawks | WHL | 4 | 0 | 0 | 0 | 0 | 2 | | | | | |
| 2009-10 | Portland Winterhawks | WHL | 43 | 1 | 4 | 5 | 21 | 15 | 2 | 0 | 0 | 0 | 0 |
| 2010-11 | Portland Winterhawks | WHL | 64 | 2 | 10 | 12 | 73 | 0 | 20 | 3 | 1 | 4 | 10 |
| 2011-12 | Portland Winterhawks | WHL | 67 | 7 | 21 | 28 | 42 | 18 | 22 | 1 | 6 | 7 | 6 |
| 2012-13 | Portland Winterhawks | WHL | 61 | 7 | 30 | 37 | 30 | 62 | 21 | 2 | 8 | 10 | 20 |
| 2013-14 | Abbotsford Heat | AHL | 48 | 1 | 8 | 9 | 12 | 13 | | | | | |
| 2013-14 | Calgary Flames | NHL | 14 | 0 | 4 | 4 | 4 | -3 | | | | | |
| 2014-15 | Adirondack Flames | AHL | 61 | 2 | 22 | 24 | 20 | -1 | | | | | |
| 2014-15 | Calgary Flames | NHL | 1 | 0 | 0 | 0 | 0 | -3 | 6 | 0 | 0 | 0 | 0 |
| 2015-16 | Stockton Heat | AHL | 53 | 2 | 8 | 10 | 16 | 1 | | | | | |
| 2015-16 | Calgary Flames | NHL | 11 | 0 | 1 | 1 | 0 | 0 | | | | | |
| 2016-17 | Stockton Heat | AHL | 56 | 6 | 12 | 18 | 24 | 30 | 5 | 0 | 0 | 0 | 2 |
| 2016-17 | Calgary Flames | NHL | 4 | 0 | 0 | 0 | 0 | -2 | | | | | |
| 2017-18 | Stockton Heat | AHL | 67 | 7 | 30 | 37 | 46 | 19 | | | | | |
| 2018-19 | San Antonio Rampage | AHL | 70 | 4 | 18 | 22 | 28 | -3 | | | | | |
| 2019-20 | Lehigh Valley Phantoms | AHL | 22 | 1 | 9 | 10 | 10 | 1 | | | | | |

Milestones:

WHL Totals: 239 17 65 82 166
 LV Totals: 22 1 9 10 10
 AHL Totals: 377 23 107 130 156
 NHL Totals: 30 0 5 5 4
 Pro Totals: 407 23 112 135 160

Last AHL....

GOAL: 11/27/19 vs. WBS
ASSIST: 11/22/19 vs. CHA
MULTI-GOAL GM: n/a
MULTI-PT GM: 11/22/19 vs. CHA (3a)

2019-20 Notables

- Played 400th pro game on November 23, 2019. Tied career-high with 3 assists vs Charlotte Checkers
- 100th AHL assist on October 26, 2019 in Charlotte (Maksim Sushko goal)

CAREER NOTES

- Played his 200th AHL game on 3/1/17 vs. ONT
- Recorded his first NHL assist on 3/8/14 against the Vancouver Canucks
- NHL Debut: March, 7 2014 for Calgary against the New York Islanders
- Registered his first pro point, an assist, during his first pro game for Abbotsford on 10/4/13
- Helped lead Portland to a WHL Championship in 2012-13 and a berth in the Memorial Cup
- Younger brother, Parker is a defenseman for the Bridgeport Sound Tigers



8

MATTHEW STROME



FORWARD

OHL Championship (2017-18)

Ht: 6'4 Wt: 210 Age: 20 Shoots: Left DOB: 1/6/1999 Place: Mississauga, Ontario
 Drafted: 4th Rd (#106) by Philadelphia Flyers in 2017 Pro Season: 1st Season w/ LV: 1st
 Acquired: Signed three-year, entry-level contract with the Flyers on March 15, 2018

Single Game AHL Season Highs

GOALS: 1 (11/29/19 vs WBS)
ASSISTS: 1 (11/20/19 vs CHA)
POINTS: 1 - 2x (11/29/19 vs WBS)
PIMS: 2 - 2x (12/4/19 at SPR)

Single Game AHL Career Highs

GOALS: 1 (11/29/19 vs WBS)
ASSISTS: 1 - 3x (11/20/19 vs CHA)
POINTS: 1 - 4x (11/29/19 vs WBS)
PIMS: 2 - 4x (12/4/19 at SPR)

Career AHL Highs

GOAL STREAK: n/a
POINTS STREAK: 2 (4/9 - 4/12/19)

| Season | Team | League | --- Regular Season --- | | | | | | --- Playoffs --- | | | | |
|---------|------------------------|--------|------------------------|----|----|-----|-----|-----|------------------|---|----|-----|-----|
| | | | GP | G | A | PTS | PIM | +/- | GP | G | A | PTS | PIM |
| 2015-16 | Hamilton Bulldogs | OHL | 61 | 16 | 22 | 38 | 29 | -8 | | | | | |
| 2016-17 | Hamilton Bulldogs | OHL | 66 | 34 | 28 | 62 | 62 | 9 | 7 | 1 | 7 | 8 | 4 |
| 2017-18 | Hamilton Bulldogs | OHL | 65 | 37 | 31 | 68 | 43 | -2 | 20 | 4 | 14 | 18 | 8 |
| 2018-19 | Hamilton Bulldogs | OHL | 68 | 28 | 51 | 79 | 55 | -20 | 4 | 2 | 2 | 4 | 12 |
| 2018-19 | Lehigh Valley Phantoms | AHL | 6 | 0 | 2 | 2 | 4 | 2 | | | | | |
| 2019-20 | Reading Royals | ECHL | 1 | 0 | 0 | 0 | 0 | -1 | | | | | |
| 2019-20 | Lehigh Valley Phantoms | AHL | 15 | 1 | 1 | 2 | 4 | -8 | | | | | |

Milestones:

| | | | | | |
|----------------------|-----------|----------|----------|----------|----------|
| OHL Totals | 282 | 116 | 135 | 251 | 197 |
| ECHL Totals | 1 | 0 | 0 | 0 | 0 |
| AHL/LV Totals | 21 | 1 | 3 | 4 | 8 |
| Pro Totals: | 22 | 1 | 3 | 4 | 8 |

Last AHL....

GOAL: 11/29/19 vs WBS
ASSIST: 11/20/19 vs CHA
MULTI-GOAL GM: n/a
MULTI-PT GM: n/a

- Scored first pro goal on November 29, 2019 against Wilkes-Barre/Scranton Penguins
- Loaned to Reading on October 23, 2019. Played in 1 game and recalled on October 28.


CAREER NOTES

- Scored shootout winner in season finale on April 13, 2019 against Hartford
- First pro point on April 9, 2019 with an assist in Hershey
- Made pro debut on April 2, 2019 in Charlotte
- Reassigned to Lehigh Valley from Hamilton (OHL) on March 31, 2019
- Served as Hamilton's captain for 2018-19 season and set career high in points
- Won 2017-18 OHL Championship with Hamilton Bulldogs
- Signed three-year, entry-level contract with the Flyers on March 15, 2018
- Two older brothers both play in the NHL, Ryan (Rangers) and Dylan (Blackhawks)



9

CAL O'REILLY



CENTER

5-Time AHL All-Star (08-09, 09-10, 14-15, 15-16, 18-19)

Ht: 6'0 Wt: 187 Age: 32 Shoots: Left DOB: 9/30/1986 Place: Toronto, Ontario
 Drafted: 5th Rd (#150) by Nashville Predators in 2005 Pro Season: 14th Season w/ LV: 1st
 Acquired: Signed two-year, AHL contract with the Phantoms on July 1, 2019

Single Game AHL Season Highs
GOALS: 1 - 2x (11/22/19 vs. CHA)
ASSISTS: 2 - 3x (11/30/19 vs HFD)
POINTS: 3 (11/22/19 vs. CHA)
PIMS: 2 - 3x (11/15/19 vs BNG)

Single Game AHL Career Highs
GOALS: 3 (2/8/09 vs PEO)
ASSISTS: 4 (10/14/09 vs. MIL)
POINTS: 5 (2/8/09 vs PEO)
PIMS: 17 (4/13/19 vs. HFD)

Career AHL Highs
GOAL STREAK: 3 - 2x (10/18 - 10/24/08)
POINTS STREAK: 14 (3/7 - 4/10/15)

| Season | Team | League | --- Regular Season --- | | | | | | --- Playoffs --- | | | | |
|----------------|----------------------------|------------|------------------------|----------|-----------|-----------|----------|-----------|------------------|---|----|-----|-----|
| | | | GP | G | A | PTS | PIM | +/- | GP | G | A | PTS | PIM |
| 2003-04 | Windsor Spitfires | OHL | 61 | 3 | 18 | 21 | 2 | -1 | 3 | 0 | 1 | 1 | 0 |
| 2004-15 | Windsor Spitfires | OHL | 68 | 23 | 50 | 73 | 16 | 9 | 11 | 4 | 5 | 9 | 4 |
| 2005-06 | Windsor Spitfires | OHL | 68 | 18 | 81 | 99 | 8 | 2 | 7 | 3 | 8 | 11 | 0 |
| 2005-06 | Milwaukee Admirals | AHL | 2 | 0 | 0 | 0 | 0 | 0 | 10 | 0 | 1 | 1 | 0 |
| 2006-07 | Milwaukee Admirals | AHL | 78 | 18 | 47 | 65 | 20 | -11 | 4 | 1 | 2 | 3 | 0 |
| 2007-08 | Milwaukee Admirals | AHL | 80 | 16 | 63 | 79 | 22 | 9 | 6 | 1 | 2 | 3 | 0 |
| 2008-09 | Milwaukee Admirals | AHL | 67 | 13 | 56 | 69 | 20 | 8 | 11 | 2 | 6 | 8 | 0 |
| 2008-09 | Nashville Predators | NHL | 11 | 3 | 2 | 5 | 2 | 2 | | | | | |
| 2009-10 | Milwaukee Admirals | AHL | 35 | 9 | 31 | 40 | 8 | 19 | | | | | |
| 2009-10 | Nashville Predators | NHL | 31 | 2 | 9 | 11 | 4 | 1 | | | | | |
| 2010-11 | Nashville Predators | NHL | 38 | 6 | 12 | 18 | 2 | 4 | | | | | |
| 2011-12 | Nashville Predators | NHL | 5 | 0 | 1 | 1 | 2 | -2 | | | | | |
| 2011-12 | Phoenix Coyotes | NHL | 22 | 2 | 3 | 5 | 2 | -5 | | | | | |
| 2011-12 | Portland Pirates | AHL | 5 | 1 | 1 | 2 | 0 | 5 | | | | | |
| 2011-12 | Pittsburgh Penguins | NHL | 6 | 0 | 1 | 1 | 0 | -4 | | | | | |
| 2011-12 | W-B/Scranton Penguins | AHL | 21 | 0 | 10 | 10 | 8 | -2 | 12 | 5 | 4 | 9 | 0 |
| 2012-13 | Magnitogorsk Metallurg | KHL | 32 | 3 | 16 | 19 | 30 | 1 | 7 | 2 | 2 | 4 | 2 |
| 2013-14 | Magnitogorsk Metallurg | KHL | 14 | 0 | 1 | 1 | 2 | -6 | | | | | |
| 2013-14 | Utica Comets | AHL | 52 | 7 | 38 | 45 | 6 | 5 | | | | | |
| 2014-15 | Utica Comets | AHL | 76 | 10 | 51 | 61 | 10 | 10 | 23 | 2 | 17 | 19 | 4 |
| 2015-16 | Rochester Americans | AHL | 47 | 6 | 23 | 29 | 6 | -20 | | | | | |
| 2015-16 | Buffalo Sabres | NHL | 20 | 3 | 4 | 7 | 2 | -1 | | | | | |
| 2016-17 | Rochester Americans | AHL | 47 | 9 | 33 | 42 | 6 | 1 | | | | | |
| 2016-17 | Buffalo Sabres | NHL | 11 | 0 | 1 | 1 | 0 | -6 | | | | | |
| 2016-17 | Toronto Marlies | AHL | 15 | 0 | 8 | 8 | 4 | 0 | 11 | 1 | 6 | 7 | 0 |
| 2017-18 | Iowa Wild | AHL | 75 | 15 | 49 | 64 | 10 | -7 | | | | | |
| 2017-18 | Minnesota Wild | NHL | 1 | 0 | 0 | 0 | 0 | 0 | | | | | |
| 2018-19 | Iowa Wild | AHL | 67 | 16 | 51 | 67 | 14 | -2 | 11 | 3 | 6 | 9 | 6 |
| 2019-20 | Lehigh Valley Phantoms | AHL | 24 | 2 | 13 | 15 | 6 | 0 | | | | | |

| | | | | | | | |
|---------------------------------|--------------------|------------|------------|------------|------------|------------|--|
| Milestones: | OHL Totals: | 197 | 44 | 149 | 193 | 26 | Last AHL.... |
| 4 away 600 AHL points | KHL Totals: | 46 | 3 | 17 | 20 | 32 | GOAL: 11/22/19 vs. CHA |
| | LV Totals: | 24 | 2 | 13 | 15 | 6 | ASSIST: 11/30/19 vs HFD |
| | AHL Totals: | 691 | 122 | 474 | 596 | 140 | MULTI-GOAL GM: 4/12/19 vs CHI |
| | NHL Totals: | 145 | 16 | 33 | 49 | 14 | MULTI-PT GM: 11/30/19 vs HFD (2a) |
| | Pro Totals: | 882 | 141 | 524 | 665 | 186 | |

2019-20 Notables

-- Named Phantoms Co-Captain on October 4, 2019 (with Andreoff and Prosser)


CAREER NOTES

- Five-time AHL All-Star (2019, 2016, 2015, 2010, 2009)
- Has served as Captain of 4 teams, Utica (2014-15) Rochester (2015-16) Iowa (2017-19) and Lehigh Valley (2019-20)
- Set Wild franchise record for assists (49) and points (64) in a single season in 2017-18
- Appeared in 600th AHL game on April 14, 2018 at Milwaukee
- Set Wild franchise record with 7-game assist streak from March 13-24, 2018
- Became 93rd player in AHL history to reach 500 points with assist on March 14, 2018 at Grand Rapids
- Recorded 100th AHL goal on March 11, 2018 vs. Manitoba
- Scored on March 31, 2016 for Buffalo, assisted by brother Ryan O'Reilly, becoming first siblings to record points on same goal in Buffalo history
- Set Utica franchise record with 14-game point streak from March 7 - April 10, 2015.
- Career-high four assist game with Milwaukee against Peoria on Oct. 14, 2009
- Made NHL debut on Feb. 28, 2009, recording an assist against Detroit
- Recorded first career hat-trick and had career-high five-point night with Milwaukee against Peoria on Feb. 9, 2009
- Set career-high in assists (63) and points (79) with Milwaukee in 2007-08. His 63 assists ranked third in AHL that season
- Set career-high in goals (18) as a rookie with Milwaukee in 2006-07
- Finished fifth among AHL rookies in scoring (65 points; 18g, 47a) in 2006-07 and first among rookies in assists
- Recorded first professional point with Milwaukee against Houston in Game 2 of Calder Cup Semifinals
- Made professional debut against Chicago on April 14, 2006
- Younger Brother is St. Louis Blues forward, Ryan O'Reilly



10

GREG CAREY



CENTER

2019 AHL All-Star

Ht: 6'0 Wt: 195 Age: 29 Shoots: Left DOB: 4/5/1990 Place: Hamilton, Ontario
 Drafted: Undrafted Pro Season: 6th Season w/ LV: 4th
 Acquired: Signed one-year, AHL contract with the Phantoms on July 1, 2019

Single Game AHL Season Highs

GOALS: 1 - 8x (11/30/19 vs HFD)
ASSISTS: 1 - 7x (11/16/19 vs WBS)
POINTS: 2 - 2x (11/6/19 vs WBS)
PIMS: 4 (12/7/19 vs. HER)

Single Game AHL Career Highs

GOALS: 2 - 17x (3/2/19 vs UTI)
ASSISTS: 3 - 2x (12/2/18 vs. TOR)
POINTS: 3 - 9x (12/2/18 vs. TOR)
PIMS: 17 (4/13/19 vs. HFD)

Career AHL Highs

GOAL STREAK: 4 (1/30 - 2/13/16)
POINTS STREAK: 8 (11/9 - 11/30/18)

| Season | Team | League | --- Regular Season --- | | | | | | --- Playoffs --- | | | | |
|---------|-------------------------|--------|------------------------|----|----|-----|-----|-----|------------------|---|---|-----|-----|
| | | | GP | G | A | PTS | PIM | +/- | GP | G | A | PTS | PIM |
| 2007-08 | Burlington Cougars | OJHL | 46 | 10 | 12 | 22 | 16 | | | | | | |
| 2008-09 | Burlington Cougars | OJHL | 45 | 31 | 34 | 65 | 24 | | | | | | |
| 2009-10 | Burlington Cougars | OJHL | 48 | 72 | 42 | 114 | 46 | 59 | | | | | |
| 2010-11 | St. Lawrence University | ECAC | 40 | 23 | 17 | 40 | 24 | | | | | | |
| 2011-12 | St. Lawrence University | ECAC | 36 | 15 | 22 | 37 | 22 | | | | | | |
| 2012-13 | St. Lawrence University | ECAC | 38 | 28 | 23 | 51 | 38 | | | | | | |
| 2013-14 | St. Lawrence University | ECAC | 38 | 18 | 39 | 57 | 39 | | | | | | |
| 2013-14 | Portland Pirates | AHL | 13 | 1 | 1 | 2 | 4 | -9 | | | | | |
| 2014-15 | Portland Pirates | AHL | 29 | 2 | 4 | 6 | 18 | -1 | | | | | |
| 2014-15 | Gwinnett Gladiators | ECHL | 30 | 15 | 12 | 27 | 6 | 1 | | | | | |
| 2015-16 | Springfield Falcons | AHL | 64 | 26 | 17 | 43 | 20 | -6 | | | | | |
| 2016-17 | Lehigh Valley Phantoms | AHL | 74 | 28 | 23 | 51 | 17 | -9 | 5 | 2 | 1 | 3 | 4 |
| 2017-18 | Lehigh Valley Phantoms | AHL | 72 | 31 | 22 | 53 | 32 | 10 | 13 | 3 | 4 | 7 | 12 |
| 2018-19 | Lehigh Valley Phantoms | AHL | 74 | 29 | 32 | 61 | 45 | -13 | | | | | |
| 2019-20 | Lehigh Valley Phantoms | AHL | 23 | 8 | 7 | 15 | 12 | -4 | | | | | |

Milestones:

4 away 100 LV goals

| | | | | | |
|--------------------|------------|------------|------------|------------|------------|
| OJHL Totals: | 139 | 113 | 88 | 201 | 86 |
| NCAA Totals: | 152 | 84 | 101 | 185 | 123 |
| ECHL Totals: | 30 | 15 | 12 | 27 | 6 |
| LV Totals: | 243 | 96 | 84 | 180 | 106 |
| AHL Totals: | 349 | 125 | 106 | 231 | 148 |
| Pro Totals: | 379 | 140 | 118 | 258 | 154 |

Last AHL....

GOAL: 11/30/19 vs HFD
ASSIST: 11/16/19 vs WBS
MULTI-GOAL GM: 3/2/19 vs UTI
MULTI-PT GM: 11/6/19 vs WBS (1g, 1a)

2019-20 Notables

-- Set Phantoms franchise record with 14 shots on goal December 4 against Springfield Thunderbirds


CAREER NOTES

- Won Hardest Shot Contest at 2019 AHL All-Star Classic with 100.4 mph shot
- Named to the 2019 AHL All-Star Classic Game. His first All-Star selection.
- Played his 300th pro game and scored his 100th AHL goal on November 24, 2018 vs. Providence
- First Phantom since 2004-05 to score over 30 goals in a season. Last had been Jonathan Sim who had 35 goals for Philadelphia Phantoms.
- 31 goals in a season rates 10th all-time in Phantoms franchise history.
- Led Phantoms with 31 goals, 9 power play goals and 189 shots in 2017-18 season. Finished T-4th among AHL skaters in goals
- Led Phantoms with 28 goals and 225 shots in 2016-17 season. Finished 6th among all AHL skaters in goals during 2016-17 season
- First overtime goal as a Phantom on October 25, 2017 vs. Springfield.
- Led Phantoms and finished second among all AHL skaters with 17 PPG in 2016-17 season.
- Signed by Philadelphia Flyers to two-year contract extension on March 8, 2017
- Led Springfield in goals (26) and power play goals (10) in 2015-16. Finished 3rd among Falcons in scoring with 43 points
- First Pro Goal: April 16, 2014, Portland vs. Albany
- Pro Debut: March 23, 2014, Portland at Bridgeport
- Signed as undrafted free agent by Arizona Coyotes to one-year entry-level deal on March 19, 2014
- Two-time Hobey Baker Award Finalist (2012-13, 2013-14). ECAC Player of the Year (2013-14)
- Two-time All-ECAC Hockey First Team (2012-13, 2013-14). All-ECAC Hockey Rookie Team (2010-11)
- Four-year career at St. Lawrence University (2010-14): 152 games, 84 goals, 101 assists, 185 points, 123 penalty minutes



11

STEVEN SWAVELY



FORWARD

Ht: 6'1 Wt: 190 Age: 28 Shoots: Right DOB: 12/4/1991 Place: Reading, Pennsylvania
 Drafted: Undrafted Pro Season: 4th Season w/ LV: 4th
 Acquired: Signed one-year, AHL contract with the Phantoms on

Single Game AHL Season Highs

GOALS:
ASSISTS: 1 (11/29/19 vs WBS)
POINTS: 1 (11/29/19 vs WBS)
PIMS:

Single Game AHL Career Highs

GOALS: 1 - 6x (3/17/18 vs. PRO)
ASSISTS: 3 (12/22/18 vs. HER)
POINTS: 3 (12/22/18 vs. HER)
PIMS: 4 (1/14/18 vs. HER)

Career AHL Highs

GOAL STREAK: 2 - 2x (12/17 - 12/20/17)
POINTS STREAK: 2 - 3x (12/22 - 12/26/18)

| Season | Team | League | --- Regular Season --- | | | | | +/- | --- Playoffs --- | | | | |
|---------|------------------------|--------|------------------------|----|----|-----|-----|-----|------------------|---|---|-----|-----|
| | | | GP | G | A | PTS | PIM | | GP | G | A | PTS | PIM |
| 2010-11 | Jersey Hitman | EJHL | 45 | 12 | 39 | 51 | 14 | | | | | | |
| 2011-12 | Jersey Hitman | EJHL | 45 | 22 | 30 | 52 | 34 | | | | | | |
| 2012-13 | University of Maine | H-East | 38 | 6 | 8 | 14 | 8 | | | | | | |
| 2013-14 | University of Maine | H-East | 31 | 10 | 10 | 20 | 4 | | | | | | |
| 2014-15 | University of Maine | H-East | 39 | 8 | 20 | 28 | 12 | -5 | | | | | |
| 2015-16 | University of Maine | H-East | 38 | 9 | 10 | 19 | 26 | -12 | | | | | |
| 2015-16 | Lehigh Valley Phantoms | AHL | 15 | 3 | 0 | 3 | 4 | 1 | | | | | |
| 2016-17 | Reading Royals | ECHL | 40 | 18 | 21 | 39 | 4 | 14 | | | | | |
| 2016-17 | Lehigh Valley Phantoms | AHL | 16 | 0 | 0 | 0 | 0 | -3 | 5 | 0 | 0 | 0 | 0 |
| 2017-18 | Lehigh Valley Phantoms | AHL | 22 | 3 | 2 | 5 | 4 | -1 | 3 | 0 | 0 | 0 | 0 |
| 2017-18 | Reading Royals | ECHL | 38 | 13 | 16 | 29 | 14 | 3 | 4 | 0 | 0 | 0 | 0 |
| 2018-19 | Reading Royals | ECHL | 27 | 14 | 16 | 30 | 6 | 11 | | | | | |
| 2018-19 | Lehigh Valley Phantoms | AHL | 40 | 0 | 7 | 7 | 8 | -4 | | | | | |
| 2019-20 | Reading Royals | ECHL | 12 | 1 | 6 | 7 | 11 | 3 | | | | | |
| 2019-20 | Lehigh Valley Phantoms | AHL | 6 | 0 | 1 | 1 | 0 | 2 | | | | | |

Milestones:
1 away 100 AHL Games

| | | | | | |
|-----------------------|------------|-----------|-----------|------------|-----------|
| NCAA Totals: | 146 | 33 | 48 | 81 | 50 |
| ECHL Totals: | 117 | 46 | 59 | 105 | 35 |
| AHL/LV Totals: | 99 | 6 | 10 | 16 | 16 |
| Pro Totals: | 216 | 52 | 69 | 121 | 51 |

Last AHL....
GOAL: 3/17/18 vs PRO
ASSIST: 11/29/19 vs WBS
MULTI-GOAL GM: n/a
MULTI-PT GM: 12/22/18 vs HER (3a)

2019-20 Notables

-- Recalled from Reading for first time on November 21, 2019

CAREER NOTES

- Selected for 2019 ECHL All-Star Game
- First AHL multi-point game on December 22, 2018 with 3 assists at Hershey
- Had 13-game points streak from 11-3-18 to 12-15-18 (20 points) in ECHL
- First Pro Goal: April 1, 2016, Lehigh Valley at St. John's (eighth professional game)
- Pro Debut: March 12, 2016, Lehigh Valley at Hartford
- Captain at University of Maine during senior season (2015-16)
- Four-year career at University of Maine (2012-16): 146 games, 33 goals, 48 assists, 81 points, 50 penalty minutes



12

ANDY ANDREOFF



FORWARD

Ht: 6'1 **Wt:** 203 **Age:** 28 **Shoots:** Left **DOB:** 5/17/1991 **Place:** Pickering Ontario
Drafted: 3rd Rd (#80) by Los Angeles Kings in 2011 **Pro Season:** 8th **Season w/ LV:** 1st
Acquired: Signed two-year, NHL contract with the Flyers on July 1, 2019

Single Game AHL Season Highs

GOALS: 2 (10/18/19 vs. BNG)
ASSISTS: 1 - 4x (11/6/19 vs WBS)
POINTS: 3 (10/18/19 vs. BNG)
PIMS: 7 (11/3/19 vs BRI)

Single Game AHL Career Highs

GOALS: 3 (12/17/14 vs POR)
ASSISTS: 2 - 9x (2/20/19 vs. LAV)
POINTS: 4 (12/17/14 vs. POR)
PIMS: 19 (12/22/18 vs. WBS)

Career AHL Highs

GOAL STREAK: 2 - 9x (3/15 - 3/16/19)
POINTS STREAK: 7 (3/3 - 3/16/19)

| Season | Team | League | --- Regular Season --- | | | | | | --- Playoffs --- | | | | |
|----------------|----------------------------|------------|------------------------|----------|----------|-----------|-----------|-----------|------------------|----------|----------|----------|----------|
| | | | GP | G | A | PTS | PIM | +/- | GP | G | A | PTS | PIM |
| 2007-08 | Oshawa Generals | OHL | 25 | 0 | 1 | 1 | 8 | -2 | 9 | 0 | 0 | 0 | 2 |
| 2008-09 | Oshawa Generals | OHL | 66 | 11 | 14 | 25 | 37 | -13 | | | | | |
| 2009-10 | Oshawa Generals | OHL | 67 | 15 | 33 | 48 | 70 | -18 | | | | | |
| 2010-11 | Oshawa Generals | OHL | 66 | 33 | 42 | 75 | 109 | 34 | 10 | 3 | 8 | 11 | 16 |
| 2011-12 | Oshawa Generals | OHL | 57 | 22 | 36 | 58 | 88 | 1 | 6 | 1 | 3 | 4 | 4 |
| 2011-12 | Manchester Monarchs | AHL | 5 | 1 | 0 | 1 | 4 | 0 | 4 | 2 | 0 | 2 | 2 |
| 2012-13 | Manchester Monarchs | AHL | 69 | 13 | 13 | 26 | 111 | 1 | 4 | 0 | 3 | 3 | 0 |
| 2013-14 | Manchester Monarchs | AHL | 76 | 11 | 24 | 35 | 133 | 5 | 4 | 1 | 2 | 3 | 2 |
| 2014-15 | Los Angeles Kings | NHL | 18 | 2 | 1 | 3 | 18 | 1 | | | | | |
| 2014-15 | Manchester Monarchs | AHL | 7 | 5 | 5 | 10 | 11 | 8 | | | | | |
| 2015-16 | Los Angeles Kings | NHL | 60 | 8 | 2 | 10 | 76 | 1 | 1 | 0 | 0 | 0 | 0 |
| 2016-17 | Los Angeles Kings | NHL | 36 | 0 | 2 | 2 | 70 | -2 | | | | | |
| 2017-18 | Los Angeles Kings | NHL | 45 | 3 | 6 | 9 | 50 | -6 | | | | | |
| 2018-19 | Syracuse Crunch | AHL | 75 | 26 | 29 | 55 | 150 | 12 | 4 | 1 | 0 | 1 | 2 |
| 2019-20 | Philadelphia Flyers | NHL | 6 | 0 | 1 | 1 | 0 | 0 | | | | | |
| 2019-20 | Lehigh Valley Phantoms | AHL | 11 | 3 | 4 | 7 | 18 | 0 | | | | | |

| | | | | | | | | |
|--------------------|-------------|-----|----|-----|-----|-----|---------------------|---|
| Milestones: | OHL Totals: | 281 | 81 | 126 | 207 | 312 | Last AHL.... | |
| | LV Totals: | 11 | 3 | 4 | 7 | 18 | | GOAL: 11/1/19 vs WBS |
| | AHL Totals: | 249 | 59 | 76 | 135 | 427 | | ASSIST: 11/6/19 vs WBS |
| | NHL Totals: | 159 | 13 | 11 | 24 | 214 | | MULTI-GOAL GM: 10/18/19 vs. BNG |
| | Pro Totals: | 408 | 72 | 87 | 159 | 641 | | MULTI-PT GM: 10/18/19 vs. BNG (2g, 1a) |

2019-20 Notables


- Recalled by Flyers on November 8, loaned to Lehigh Valley on November 22.
- Played 400th Pro game on November 3, 2019 at Bridgeport
- Notched first points with the Phantoms in 3-point (2G,1A) game on October 18 vs Binghamton
- Named Phantoms Co-Captain on October 4, 2019 (with O'Reilly and Prosser)

CAREER NOTES

- Second in AHL with 150 penalty minutes in 2018-19
- Traded to Tampa Bay by Los Angeles for Peter Budaj, June 13, 2018
- First NHL goal was the game-winner in the Kings' 1-0 victory against the Arizona Coyotes on March 16, 2015
- Made NHL debut Oct. 14, 2014, against the Edmonton Oilers. In 12:16 of ice time, he had one shot, three hits and three faceoff wins.
- Won Manchester's Mark Bavis Unsung Hero Award in 2012-13 as the team's best newcomer



14 MARK FRIEDMAN



DEFENSE

Ht: 5'10 **Wt:** 192 **Age:** 23 **Shoots:** Right **DOB:** 12/25/1995 **Place:** Toronto, Ontario
Drafted: 3rd Rd (#86) by Philadelphia Flyers in 2014 **Pro Season:** 3rd **Season w/ LV:** 3rd
Acquired: Signed three-year, entry-level contract with the Flyers on March 21, 2017

Single Game AHL Season Highs

GOALS: 1 (11/22/19 vs. CHA)
ASSISTS: 2 (11/29/19 vs WBS)
POINTS: 2 - 2x (11/29/19 vs WBS)
PIMS: 6 (10/25/19 at CHA)

Single Game AHL Career Highs

GOALS: 1 - 8x (11/22/19 vs. CHA)
ASSISTS: 2 - 3x (11/29/19 vs WBS)
POINTS: 2 - 5x (11/29/19 vs WBS)
PIMS: 8 (3/22/19 vs WBS)

Career AHL Highs

GOAL STREAK: n/a
POINTS STREAK: 3 (11/17 - 11/24/17)

| Season | Team | League | --- Regular Season --- | | | | | +/- | --- Playoffs --- | | | | |
|----------------|----------------------------|------------|------------------------|----------|----------|----------|----------|-----------|------------------|---|---|-----|-----|
| | | | GP | G | A | PTS | PIM | | GP | G | A | PTS | PIM |
| 2010-11 | North York Rangers | OJHL | 2 | 0 | 0 | 0 | 0 | | | | | | |
| 2011-12 | North York Rangers | OJHL | 48 | 9 | 18 | 27 | 44 | | 4 | 1 | 3 | 4 | 0 |
| 2012-13 | Waterloo Black Hawks | USHL | 64 | 8 | 27 | 35 | 44 | 22 | 5 | 2 | 3 | 5 | 2 |
| 2013-14 | Waterloo Black Hawks | USHL | 51 | 10 | 30 | 40 | 30 | 22 | 12 | 0 | 7 | 7 | 4 |
| 2014-15 | Bowling Green State U | WCHA | 39 | 2 | 17 | 19 | 75 | 7 | | | | | |
| 2015-16 | Bowling Green State U | WCHA | 42 | 6 | 17 | 23 | 40 | 8 | | | | | |
| 2016-17 | Bowling Green State U | WCHA | 40 | 8 | 18 | 26 | 28 | 6 | | | | | |
| 2016-17 | Lehigh Valley Phantoms | AHL | 1 | 0 | 1 | 1 | 0 | 3 | | | | | |
| 2017-18 | Lehigh Valley Phantoms | AHL | 65 | 2 | 14 | 16 | 18 | -5 | 13 | 2 | 0 | 2 | 8 |
| 2018-19 | Lehigh Valley Phantoms | AHL | 75 | 5 | 21 | 26 | 68 | -3 | | | | | |
| 2018-19 | Philadelphia Flyers | NHL | 1 | 0 | 0 | 0 | 0 | -1 | | | | | |
| 2019-20 | Lehigh Valley Phantoms | AHL | 20 | 1 | 7 | 8 | 18 | 6 | | | | | |

Milestones:

NCAA Totals: 121 16 52 68 143
AHL/LV Totals: 161 8 43 51 104
NHL Totals: 1 0 0 0 0
Pro Totals: 162 8 43 51 104

Last AHL....

GOAL: 11/22/19 vs. CHA
ASSIST: 12/6/19 vs HER
MULTI-GOAL GM: n/a
MULTI-PT GM: 11/29/19 vs WBS (2a)

2019-20 Notables

-- Scored 2nd career OT winner on November 22, 2019 in 5-4 win against Charlotte


CAREER NOTES

- Made NHL debut on April 6, 2019 against Carolina Hurricanes
- Scored overtime winner on January 6, 2019 in 4-3 victory in Springfield
- First Pro Goal: February 13, 2018, Lehigh Valley at Bridgeport
- Pro Debut: April 15, 2017, Lehigh Valley at Binghamton
- Signed entry-level contract with Philadelphia Flyers for 2017-18 season on March 21, 2017
- Set career highs in goals (8), assists (18) and points (26) during junior season (2016-17) at Bowling Green State University
- Three-year career at Bowling Green State University (2014-17): 121 games, 16 goals, 52 assists, 68 points, 143 penalty minutes



15

MAKSIM SUSHKO



RIGHT WING

Ht: 6'1 **Wt:** 190 **Age:** 20 **Shoots:** Right **DOB:** 2/10/1999 **Place:** Brest, Belarus
Drafted: 4th Rd (#107) by Philadelphia Flyers in 2017 **Pro Season:** 1st **Season w/ LV:** 1st
Acquired: Signed three-year, entry-level contract with the Flyers on March 13, 2018

Single Game AHL Season Highs

GOALS: 2 (10/26/19 vs. CHA)
ASSISTS: 2 (11/3/19 vs BRI)
POINTS: 2 - 2x (11/3/19 vs BRI)
PIMS: 4 (11/9/19 vs HER)

Single Game AHL Career Highs

GOALS: 2 (10/26/19 vs. CHA)
ASSISTS: 2 (11/3/19 vs BRI)
POINTS: 2 - 2x (11/3/19 vs BRI)
PIMS: 4 (11/9/19 vs HER)

Career AHL Highs

GOAL STREAK:
POINTS STREAK:

| Season | Team | League | --- Regular Season --- | | | | | | --- Playoffs --- | | | | |
|---------|------------------------|--------|------------------------|----|----|-----|-----|-----|------------------|---|---|-----|-----|
| | | | GP | G | A | PTS | PIM | +/- | GP | G | A | PTS | PIM |
| 2016-17 | Owen Sound Attack | OHL | 54 | 18 | 14 | 32 | 24 | 10 | 17 | 3 | 8 | 11 | 10 |
| 2017-18 | Owen Sound Attack | OHL | 60 | 31 | 29 | 60 | 52 | 13 | 10 | 2 | 4 | 6 | 6 |
| 2018-19 | Owen Sound Attack | OHL | 62 | 18 | 33 | 51 | 44 | -20 | 5 | 2 | 2 | 4 | 9 |
| 2018-19 | Lehigh Valley Phantoms | AHL | 19 | 3 | 3 | 6 | 6 | 6 | | | | | |

Milestones:

OHL Totals: **195** **70** **79** **149** **126**
AHL/LV Totals: **19** **3** **3** **6** **6**
Pro Totals **19** **3** **3** **6** **6**

Last AHL....

GOAL: 10/26/19 vs. CHA
ASSIST: 11/10/19 vs HER
MULTI-GOAL GM: 10/26/19 vs. CHA
MULTI-PT GM: 11/3/19 vs BRI (2a)

2019-20 Notables


- Tallied first multi-point and goal game with 2 goals on October 26, 2019 in Charlotte
- Scored first pro goal on October 12, 2019 against Hershey Bears
- Made pro debut on October 5, 2019 against the Providence Bruins

CAREER NOTES

- Signed entry-level contract with the Flyers on March 13, 2018
- Served as captain of Belarus in the 2017-18 World Juniors Championship and led the team in scoring (8 points in 6 games)



16 NICOLAS AUBE-KUBEL



RIGHT WING

2013-14 QMJHL Champion

Ht: 5'11 Wt: 210 Age: 23 Shoots: Right DOB: 5/10/1996 Place: Sorel, Quebec
 Drafted: 2nd Rd (#48) by Philadelphia Flyers in 2014 Pro Season: 4th Season w/ LV: 4th
 Acquired: Signed one-year, two-way contract with the Flyers on July 16, 2019

Single Game AHL Season Highs

GOALS: 1 - 4x (11/3/19 vs BRI)
ASSISTS: 1 - 3x (11/29/19 vs WBS)
POINTS: 1 - 7x (11/29/19 vs WBS)
PIMS: 4 (10/18/19 vs BNG)

Single Game AHL Career Highs

GOALS: 2 - 5x (3/22/19 vs WBS)
ASSISTS: 3 - 2x (2/13/18 vs. BRI)
POINTS: 3 - 5x (10/6/18 vs. BRI)
PIMS: 17 - 2x (1/13/18 vs. HER)

Career AHL Highs

GOAL STREAK: 2 - 5x (11/2 - 11/3/19)
POINTS STREAK: 4 (10/27 - 11/30/18)

| Season | Team | League | --- Regular Season --- | | | | | | --- Playoffs --- | | | | |
|----------------|----------------------------|------------|------------------------|----------|----------|----------|----------|----------|------------------|---|----|-----|-----|
| | | | GP | G | A | PTS | PIM | +/- | GP | G | A | PTS | PIM |
| 2012-13 | Val d'Or Foreurs | QMJHL | 64 | 10 | 17 | 27 | 26 | -4 | 10 | 1 | 0 | 1 | 8 |
| 2013-14 | Val d'Or Foreurs | QMJHL | 65 | 22 | 31 | 53 | 61 | -1 | 24 | 4 | 9 | 3 | 20 |
| 2014-15 | Val d'Or Foreurs | QMJHL | 61 | 38 | 42 | 80 | 81 | 13 | 17 | 5 | 10 | 15 | 22 |
| 2015-16 | Val d'Or Foreurs | QMJHL | 61 | 38 | 46 | 84 | 71 | 38 | 6 | 3 | 0 | 3 | 12 |
| 2015-16 | Lehigh Valley Phantoms | AHL | 6 | 2 | 1 | 3 | 6 | 3 | | | | | |
| 2016-17 | Lehigh Valley Phantoms | AHL | 71 | 9 | 9 | 18 | 55 | 10 | 4 | 0 | 0 | 0 | 0 |
| 2017-18 | Lehigh Valley Phantoms | AHL | 72 | 18 | 28 | 46 | 86 | 24 | 10 | 0 | 0 | 0 | 8 |
| 2018-19 | Philadelphia Flyers | NHL | 9 | 0 | 0 | 0 | 0 | 1 | | | | | |
| 2018-19 | Lehigh Valley Phantoms | AHL | 54 | 16 | 14 | 30 | 69 | -2 | | | | | |
| 2019-20 | Lehigh Valley Phantoms | AHL | 24 | 4 | 3 | 7 | 20 | 2 | | | | | |

Milestones:

| | | | | | |
|-----------------------|------------|-----------|-----------|------------|------------|
| QMJHL Totals: | 251 | 108 | 136 | 244 | 239 |
| AHL/LV Totals: | 227 | 49 | 55 | 104 | 236 |
| NHL Totals | 9 | 0 | 0 | 0 | 0 |
| Pro Totals: | 236 | 49 | 55 | 104 | 236 |

Last AHL....

GOAL: 11/3/19 vs BRI
ASSIST: 11/29/19 vs WBS
MULTI-GOAL GM: 3/22/19 vs WBS
MULTI-PT GM: 4/7/19 vs WBS (1g, 1a)

2019-20 Notables

-- 100th AHL point with an assist on October 26, 2019 against Charlotte Checkers

CAREER NOTES

- Missed 10 games due to injury in January 2019
- Made NHL Debut on October 30, 2018 for Philadelphia at Anaheim.
- First two-goal game on December 12, 2017 at Charlotte
- Tallied career-high 3 assists in 5-4 win vs. Hershey on December 8, 2017
- First Pro Goal: April 10, 2016, Lehigh Valley at Bridgeport (third professional game)
- Pro Debut: April 8, 2016, Lehigh Valley at WB/Scranton
- Signed three-year, entry-level contract with Philadelphia Flyers on October 2, 2014
- Finished second among Val d'Or skaters in goals in back-to-back seasons (2015-16, 38; 2014-15, 38) and third in scoring (2015-16, 84 points; 2014-15, 80 points)
- Member of President's Cup-winning (QMJHL champion) Val d'Or Foreurs (2013-14) (24 games, 4g, 9a, 13pts)
- Four-year career with Val d'Or (QMJHL) (2012-16): 251 games, 108 goals, 136 assists, 244 points, 239 penalty minutes



17

GERMAN RUBTSOV



CENTER

2017-18 Memorial Cup Champion

Ht: 6'0 Wt: 190 Age: 21 Shoots: Left DOB: 6/27/1998 Place: Chekhov, Russia
 Drafted: 1st Rd (#22) by Philadelphia Flyers in 2016 Pro Season: 2nd Season w/ LV: 2nd
 Acquired: Signed three-year, entry-level contract with the Flyers on March 2, 2017

Single Game AHL Season Highs

GOALS: 1 (10/19/19 vs SPR)
ASSISTS: 2 (10/11/19 vs. WBS)
POINTS: 2 (10/11/19 vs. WBS)
PIMS: 2 - 6x (11/16/19 vs WBS)

Single Game AHL Career Highs

GOALS: 2 (10/20/18 vs. WBS)
ASSISTS: 2 (10/11/19 vs. WBS)
POINTS: 2 - 4x (10/11/19 vs. WBS)
PIMS: 2 - 6x (11/16/19 vs WBS)

Career AHL Highs

GOAL STREAK: n/a
POINTS STREAK: 4 (10/11 - 10/19/19)

| Season | Team | League | --- Regular Season --- | | | | | | --- Playoffs --- | | | | |
|---------|----------------------------|------------|------------------------|----------|----------|----------|----------|-----------|------------------|---|---|-----|-----|
| | | | GP | G | A | PTS | PIM | +/- | GP | G | A | PTS | PIM |
| 2016-17 | Podolsk Vityaz | KHL | 15 | 0 | 0 | 0 | 6 | -4 | | | | | |
| 2016-17 | Chicoutimi Saguenéens | QMJHL | 16 | 9 | 13 | 22 | 4 | 11 | | | | | |
| 2017-18 | Chicoutimi Saguenéens | QMJHL | 11 | 3 | 8 | 11 | 0 | 1 | | | | | |
| 2017-18 | Acadie-Bathurst Titan | QMJHL | 38 | 12 | 20 | 32 | 11 | 6 | 19 | 5 | 5 | 10 | 11 |
| 2018-19 | Lehigh Valley Phantoms | AHL | 14 | 6 | 4 | 10 | 0 | 3 | | | | | |
| 2019-20 | Philadelphia Flyers | NHL | 3 | 0 | 0 | 0 | 0 | -1 | | | | | |
| 2019-20 | Lehigh Valley Phantoms | AHL | 14 | 1 | 5 | 6 | 12 | 2 | | | | | |

Milestones:

| | | | | | | |
|-----------------------|-----------|----------|----------|-----------|-----------|---|
| QMJHL Totals | 65 | 24 | 41 | 65 | 15 | Last AHL.... |
| AHL/LV Totals: | 28 | 7 | 9 | 16 | 12 | GOAL: 10/19/19 vs. SPR |
| NHL Totals: | 3 | 0 | 0 | 0 | 0 | ASSIST: 10/26/19 vs. CHA |
| Pro Totals: | 31 | 7 | 9 | 16 | 12 | MULTI-GOAL GM: 10/20/18 vs WBS |
| | | | | | | MULTI-PT GM: 10/11/19 vs. WBS (2a) |


-- Made NHL debut on November 1, 2019 against New Jersey Devils. Played 3 games for Flyers and was loaned to LV on November 6

CAREER NOTES

- Missed final 62 games of 2018-19 after shoulder surgery
- Posted first two-goal game on October 20, 2018 at Wilkes-Barre as part of a 6-3 win
- Scored first pro goal in North America in pro debut, October 6, 2018 on Opening Night vs. Bridgeport
- Drafted in the first round (22nd overall) by the Philadelphia Flyers in the 2016 NHL Entry Draft
- Spent the past two seasons in the QMJHL playing for both the Chicoutimi Saguenéens and Acadie-Bathurst Titan where he recorded 65 points (24G-41A) over 65 games.
- Was a 2018 QMJHL Champion and Memorial Cup Champion as a member of the Acadie-Bathurst Titan.
- Two time member of Russia World Juniors team in 2017 (Bronze) & 2018. Two times Russian Selects team in Juniors Super Series in 2016 & 2017
- 2015-16 Hlinka Memorial Bronze Medal. World Junior A Challenge All-Star Team. World Junior A Challenge Silver Medal
- 2014-15 Under-17 WHC Gold Medal



18 CARSEN TWARYNSKI



LEFT WING

Ht: 6'2 Wt: 198 Age: 22 Shoots: Left DOB: 11/24/1997 Place: Calgary, Alberta
 Drafted: 3rd Rd (#82) by Philadelphia Flyers in 2016 Pro Season: 2nd Season w/ LV: 2nd
 Acquired: Signed three-year, entry-level contract with the Flyers on March 11, 2018

Single Game AHL Season Highs

GOALS: 2 (11/29/19 vs WBS)
ASSISTS: 1 (11/29/19 vs WBS)
POINTS: 3 (11/29/19 vs WBS)
PIMS:

Single Game AHL Career Highs

GOALS: 2 - 3x (11/29/19 vs WBS)
ASSISTS: 1 - 15x (11/29/19 vs WBS)
POINTS: 3 (11/29/19 vs WBS)
PIMS: 10 (12/29/18 vs. WBS)

Career AHL Highs

GOAL STREAK: 2 (4/7 - 4/9/19)
POINTS STREAK: 3 (4/6 - 4/9/19)

| Season | Team | League | --- Regular Season --- | | | | | | --- Playoffs --- | | | | |
|----------------|----------------------------|------------|------------------------|----------|----------|----------|----------|-----------|------------------|---|---|-----|-----|
| | | | GP | G | A | PTS | PIM | +/- | GP | G | A | PTS | PIM |
| 2013-14 | Okotoks Oilers | AJHL | 2 | 0 | 0 | 0 | 0 | | | | | | |
| 2014-15 | Calgary Hitmen | WHL | 58 | 6 | 16 | 22 | 22 | 5 | 16 | 1 | 4 | 5 | 14 |
| 2015-16 | Calgary Hitmen | WHL | 67 | 20 | 25 | 45 | 42 | 21 | 5 | 0 | 1 | 1 | 0 |
| 2016-17 | Calgary Hitmen | WHL | 36 | 10 | 11 | 21 | 42 | -11 | | | | | |
| 2016-17 | Kelowna Rockets | WHL | 28 | 7 | 15 | 22 | 18 | 19 | 16 | 3 | 2 | 5 | 17 |
| 2017-18 | Kelowna Rockets | WHL | 68 | 45 | 7 | 72 | 87 | 4 | 4 | 2 | 2 | 4 | 4 |
| 2017-18 | Lehigh Valley Phantoms | AHL | 5 | 1 | 1 | 2 | 0 | 1 | 2 | 0 | 0 | 0 | 0 |
| 2018-19 | Lehigh Valley Phantoms | AHL | 69 | 10 | 14 | 24 | 50 | -2 | | | | | |
| 2019-20 | Philadelphia Flyers | NHL | 14 | 1 | 0 | 1 | 4 | -1 | | | | | |
| 2019-20 | Lehigh Valley Phantoms | AHL | 10 | 2 | 1 | 3 | 0 | 0 | | | | | |

Milestones:

2 away 100 Pro Games

| | | | | | |
|-----------------------|-----------|-----------|-----------|-----------|-----------|
| WHL Totals: | 257 | 88 | 74 | 182 | 211 |
| AHL/LV Totals: | 84 | 13 | 16 | 29 | 50 |
| NHL Totals: | 14 | 1 | 0 | 1 | 4 |
| Pro Totals: | 98 | 14 | 16 | 30 | 54 |

Last AHL....

GOAL: 11/29/19 vs WBS
ASSIST: 11/29/19 vs WBS
MULTI-GOAL GM: 11/29/19 vs WBS
MULTI-PT GM: 11/29/19 vs WBS (2g, 1a)

2019-20 Notables

- Career-best 3 points game on November 29 against WBS Penguins (2g, 1a)
- Recalled by Flyers for 2nd time on October 31. Loaned to Lehigh Valley on Nov 18 after eight games with Flyers.
- Loaned to Lehigh Valley on October 20 after six games with Flyers
- First NHL Goal on October 12 against Vancouver Canucks
- Made NHL on October 4, 2019 vs Chicago Blackhawks in Prague

CAREER NOTES

- First pro two-goal game on December 14, 2018 vs. Belleville
- First Pro Goal: April 8, 2018, Lehigh Valley at Providence
- Pro Debut: April 3, 2018, Lehigh Valley at Charlotte
- Signed to ATO by Lehigh Valley on April 3, 2018
- Signed to Entry-Level Contract on March 11, 2018
- Led Kelowna with 45 goals in 2017-18. Finished third on Rockets with 72 points
- Teammates with Travis Sanheim on Calgary Hitmen (2014-15, 2015-16)
- Four-year juniors career in Western Hockey League (WHL) (2014-18): 257 games, 88 goals, 94 assists, 182 points, 211 penalty minutes



19

ISAAC RATCLIFFE



LEFT WING

2018-19 OHL Champion

Ht: 6'6 Wt: 204 Age: 20 Shoots: Left DOB: 2/15/1999 Place: London, Ontario

Drafted: 2nd Rd (#35) by Philadelphia Flyers in 2017 Pro Season: 1st Season w/ LV: 1st

Acquired: Signed three-year, entry-level contract with the Flyers on August 3, 2017

Single Game AHL Season Highs

GOALS: 1 - 2x (11/29/19 vs WBS)
ASSISTS: 1 - 4x (12/4/19 at SPR)
POINTS: 1 - 6x (12/4/19 at SPR)
PIMS: 14 (12/7/19 vs. HER)

Single Game AHL Career Highs

GOALS: 1 - 3x (11/29/19 vs WBS)
ASSISTS: 1 - 4x (12/4/19 at SPR)
POINTS: 1 - 7x (12/4/19 at SPR)
PIMS: 14 (12/7/19 vs. HER)

Career AHL Highs

GOAL STREAK:
POINTS STREAK: 2 (10/11 - 10/12/19)

| Season | Team | League | --- Regular Season --- | | | | | | --- Playoffs --- | | | | |
|---------|------------------------|--------|------------------------|----|----|-----|-----|-----|------------------|----|----|-----|-----|
| | | | GP | G | A | PTS | PIM | +/- | GP | G | A | PTS | PIM |
| 2015-16 | Guelph Storm | OHL | 46 | 5 | 8 | 13 | 24 | -25 | | | | | |
| 2016-17 | Guelph Storm | OHL | 67 | 28 | 26 | 54 | 65 | -2 | | | | | |
| 2017-18 | Guelph Storm | OHL | 67 | 41 | 27 | 68 | 58 | -28 | 6 | 5 | 4 | 9 | 8 |
| 2017-18 | Lehigh Valley Phantoms | AHL | 2 | 1 | 0 | 1 | 4 | 0 | | | | | |
| 2018-19 | Guelph Storm | OHL | 65 | 50 | 32 | 82 | 105 | 36 | 24 | 15 | 15 | 30 | 20 |
| 2019-20 | Lehigh Valley Phantoms | AHL | 18 | 2 | 4 | 6 | 20 | -1 | | | | | |

Milestones:

| | | | | | |
|-----------------------|-----------|----------|----------|----------|-----------|
| OHL Totals: | 245 | 124 | 93 | 217 | 252 |
| AHL/LV Totals: | 20 | 3 | 4 | 7 | 24 |
| Pro Totals | 20 | 3 | 4 | 7 | 24 |

Last AHL....

GOAL: 11/29/19 vs WBS
ASSIST: 12/4/19 at SPR
MULTI-GOAL GM: n/a
MULTI-PT GM: n/a


2019-20 Notables

CAREER NOTES

- Won OHL 2018-19 Mickey Renaud Captains Trophy
- Named to 2018-19 CHL Memorial Cup All-Star team
- Helped lead Guelph to the 2018-19 OHL Championship
- Named Captain of the Guelph Storm for the 2018-19 season
- Made his pro debut on April 13 against Bridgeport and scored his first pro goal
- Was Assigned to Lehigh Valley on April 9, 2018
- Signed three-year, entry-level contract with the Flyers on August 3, 2017



21 GERRY FITZGERALD



FORWARD

Ht: 5'9 **Wt:** 180 **Age:** 26 **Shoots:** Right **DOB:** 8/26/1993 **Place:** Port Alberni, British Columbia
Drafted: Undrafted **Pro Season:** 2nd **Season w/ LV:** 1st
Acquired: Signed one-year, AHL contract with the Phantoms on July 1, 2019

Single Game AHL Season Highs

GOALS: 1 (11/20/19 vs CHA)
ASSISTS: 1 (11/3/19 vs BRI)
POINTS: 1 - 2x (11/20/19 vs CHA)
PIMS: 2 (11/15/19 vs BNG)

Single Game AHL Career Highs

GOALS: 1 - 17x (11/20/19 vs CHA)
ASSISTS: 1 - 12x (11/3/19 vs BRI)
POINTS: 2 (10/12/18 vs TEX)
PIMS: 4 - 3x (1/25/19 vs LAV)

Career AHL Highs

GOAL STREAK: 3 (10/5 - 10/12/18)
POINTS STREAK: 4 (12/5 - 12/12/18)

| Season | Team | League | --- Regular Season --- | | | | | | --- Playoffs --- | | | | |
|---------|----------------------------|--------|------------------------|----|----|-----|-----|-----|------------------|---|----|-----|-----|
| | | | GP | G | A | PTS | PIM | +/- | GP | G | A | PTS | PIM |
| 2010-11 | Nanaimo Clippers | BCHL | 60 | 8 | 19 | 27 | 38 | | 5 | 0 | 3 | 3 | 2 |
| 2011-12 | Prince George Spruce Kings | BCHL | 58 | 17 | 22 | 39 | 30 | | 4 | 1 | 1 | 2 | 0 |
| 2012-13 | Victoria Grizzlies | BCHL | 41 | 23 | 18 | 41 | 19 | | | | | | |
| 2013-14 | Victoria Grizzlies | BCHL | 51 | 35 | 46 | 81 | 26 | | 16 | 4 | 19 | 23 | 4 |
| 2014-15 | Bemidji State University | WCHA | 38 | 7 | 12 | 19 | 6 | 5 | | | | | |
| 2015-16 | Bemidji State University | WCHA | 35 | 14 | 11 | 25 | 6 | -3 | | | | | |
| 2016-17 | Bemidji State University | WCHA | 39 | 13 | 13 | 26 | 10 | -2 | | | | | |
| 2017-18 | Bemidji State University | WCHA | 27 | 7 | 18 | 25 | 8 | -3 | | | | | |
| 2017-18 | Iowa Wild | AHL | 16 | 4 | 4 | 8 | 2 | 3 | | | | | |
| 2018-19 | Iowa Wild | AHL | 67 | 12 | 7 | 19 | 6 | 3 | | | | | |
| 2019-20 | Reading Royals | ECHL | 1 | 0 | 0 | 0 | 0 | 0 | | | | | |
| 2019-20 | Lehigh Valley Phantoms | AHL | 18 | 1 | 2 | 3 | 2 | -3 | | | | | |

| | | | | | |
|--------------------|------------|-----------|-----------|-----------|-----------|
| BCHL Totals: | 210 | 83 | 105 | 188 | 113 |
| NCAA Totals: | 139 | 41 | 54 | 95 | 30 |
| ECHL Totals: | 1 | 0 | 0 | 0 | 0 |
| LV Totals: | 18 | 1 | 2 | 3 | 2 |
| AHL Totals: | 101 | 17 | 13 | 30 | 10 |
| Pro Totals: | 102 | 17 | 13 | 30 | 10 |

Last AHL....

GOAL: 11/20/19 vs CHA
ASSIST: 11/3/19 vs BRI
MULTI-GOAL GM: n/a
MULTI-PT GM: 10/12/18 vs TEX (1g, 1a)

2019-20 Notables


- Scored game-winning goal for first as a Phantom with 2:40 left on Nov 20, 2019 against Charlotte Checkers
- Loaned to Reading on October 23, 2019. Played in 1 game and recalled on October 28.

CAREER NOTES

- Scored first pro goal on March 17, 2018 for Iowa against Grand Rapids
- Served as alternate captain for Bemidji State during 2017-18
- Set collegiate career-high in assists (17) during 2017-18
- Named to preseason All-WCHA Second Team in 2017-18
- Led team Bemidji State in goals during 2016-17 and points in 2015-16
- Named BCHL Second Team All-Star and Victoria MVP in 2013-14



25 CONNOR BUNNAMAN



CENTER

Ht: 6'3 **Wt:** 214 **Age:** 20 **Shoots:** Left **DOB:** 4/16/1998 **Place:** Guelph, Ontario
Drafted: 4th Rd (#109) by Philadelphia Flyers in 2016 **Pro Season:** 2nd **Season w/ LV:** 2nd
Acquired: Signed three-year, entry-level contract with the Flyers on April 21, 2017

Single Game AHL Season Highs

GOALS: 1 (12/4/19 at SPR)
ASSISTS:
POINTS: 1 (12/4/19 at SPR)
PIMS: 2 (10/26/19 vs CHA)

Single Game AHL Career Highs

GOALS: 2 (2/10/19 vs HFD)
ASSISTS: 1 - 13x (4/7/19 vs WBS)
POINTS: 2 - 3x (4/7/19 vs WBS)
PIMS: 2 - 9x (10/26/19 vs CHA)

Career AHL Highs

GOAL STREAK: 4 (1/13 - 1/19/19)
POINTS STREAK: 6 (1/6 - 1/19/19)

| Season | Team | League | --- Regular Season --- | | | | | | --- Playoffs --- | | | | |
|----------------|----------------------------|------------|------------------------|----------|----------|----------|----------|----------|------------------|---|---|-----|-----|
| | | | GP | G | A | PTS | PIM | +/- | GP | G | A | PTS | PIM |
| 2014-15 | Kitchener Rangers | OHL | 67 | 10 | 5 | 15 | 18 | 2 | 6 | 1 | 1 | 2 | 0 |
| 2015-16 | Kitchener Rangers | OHL | 68 | 16 | 22 | 38 | 14 | 18 | 9 | 2 | 2 | 4 | 0 |
| 2016-17 | Kitchener Rangers | OHL | 64 | 37 | 15 | 52 | 30 | -5 | 3 | 4 | 0 | 4 | 7 |
| 2017-18 | Kitchener Rangers | OHL | 66 | 27 | 23 | 50 | 31 | -7 | 19 | 5 | 9 | 14 | 16 |
| 2018-19 | Lehigh Valley Phantoms | AHL | 62 | 19 | 13 | 32 | 16 | -10 | | | | | |
| 2018-19 | Philadelphia Flyers | NHL | 4 | 0 | 0 | 0 | 0 | 0 | | | | | |
| 2019=20 | Lehigh Valley Phantoms | AHL | 8 | 1 | 0 | 1 | 4 | -4 | | | | | |

Milestones:

OHL Totals: 265 90 65 155 93
AHL/LV Totals: 70 20 13 33 20
NHL Totals: 4 0 0 0 0
Pro Totals: 74 20 13 33 20

Last AHL....

GOAL: 12/4/19 at SPR
ASSIST: 4/7/19 vs WBS
MULTI-GOAL GM: 2/10/19 vs HFD
MULTI-PT GM: 4/7/19 vs WBS (1g, 1a)

- Missed 13 games in November with lower-body injury
- Loaned to Lehigh Valley on October 18, 2019 after 4 games with Philadelphia
- Made NHL debut for the Flyers on October 4, 2019 against the Chicago Blackhawks in Prague.


CAREER NOTES

- Scored overtime winner on April 9, 2019 to give Phantoms a 3-2 win over the Hershey Bears
- First pro goal on October 30, 2018 at Hershey
- Pro debut on October 12, 2018 vs. Springfield. First pro point was Oct 20, 2018 at Wilkes-Barre assisting on goal by German Rubtsov
- Prior to turning pro, Bunnaman completed four seasons with the Kitchener Rangers, serving as the team's captain in his final season.
- Throughout a four-year career in the OHL, Bunnaman has appeared in 265 contests totaling 90 goals and 65 assists for 155 points.
- Drafted in the fourth round (109th overall) by the Philadelphia Flyers in the 2016 NHL Entry Draft.



27

CHRIS BIGRAS



DEFENSE

Ht: 6'1 Wt: 190 Age: 24 Shoots: Left DOB: 2/22/1995 Place: Orillia, Ontario
 Drafted: 2nd Rd (#32) by Colorado Avalanche in 2013 Pro Season: 5th Season w/ LV: 1st
 Acquired: Signed two-year, two-way contract with the Flyers on July 1, 2019

Single Game AHL Season Highs

GOALS: 1 (10/11/19 vs. WBS)
ASSISTS: 1 (10/25/19 at CHA)
POINTS: 1 - 2x (10/25/19 at CHA)
PIMS: 2 (10/12/19 vs HER)

Single Game AHL Career Highs

GOALS: 1 - 18x (10/11/19 vs. WBS)
ASSISTS: 2 - 10x (12/1/18 vs CHA)
POINTS: 2 - 17x (12/29/18 vs BRI)
PIMS: 9 (1/16/17 vs TEX)

Career AHL Highs

GOAL STREAK: 3 (1/3 - 1/9/16)
POINTS STREAK: 5 - 2x (12/27 - 1/5/19)

| Season | Team | League | --- Regular Season --- | | | | | | --- Playoffs --- | | | | |
|----------------|---------------------------|------------|------------------------|----------|----------|----------|-----------|-----------|------------------|---|---|-----|-----|
| | | | GP | G | A | PTS | PIM | +/- | GP | G | A | PTS | PIM |
| 2011-12 | Owen Sound Attack | OHL | 49 | 3 | 16 | 19 | 33 | 7 | 5 | 2 | 3 | 5 | 0 |
| 2012-13 | Owen Sound Attack | OHL | 68 | 8 | 30 | 38 | 34 | 35 | 12 | 0 | 2 | 2 | 8 |
| 2013-14 | Owen Sound Attack | OHL | 55 | 4 | 23 | 27 | 46 | -11 | 5 | 1 | 2 | 3 | 4 |
| 2014-15 | Owen Sound Attack | OHL | 62 | 20 | 51 | 71 | 52 | 9 | 5 | 1 | 2 | 3 | 4 |
| 2014-15 | Lake Erie Monsters | AHL | 7 | 0 | 4 | 4 | 2 | 2 | | | | | |
| 2015-16 | San Antonio Rampage | AHL | 37 | 6 | 13 | 19 | 6 | 2 | | | | | |
| 2015-16 | Colorado Avalanche | NHL | 31 | 1 | 2 | 3 | 16 | -2 | | | | | |
| 2016-17 | San Antonio Rampage | AHL | 45 | 5 | 14 | 19 | 37 | -16 | | | | | |
| 2017-18 | Colorado Avalanche | NHL | 15 | 0 | 1 | 1 | 2 | -2 | | | | | |
| 2017-18 | San Antonio Rampage | AHL | 20 | 1 | 5 | 6 | 14 | -1 | | | | | |
| 2017-18 | Hartford Wolf Pack | AHL | 18 | 2 | 11 | 13 | 8 | -3 | | | | | |
| 2018-19 | Hartford Wolf Pack | AHL | 52 | 3 | 19 | 22 | 36 | 5 | | | | | |
| 2019-20 | Lehigh Valley Phantoms | AHL | 8 | 1 | 1 | 2 | 2 | 3 | | | | | |

Milestones:

| | | | | | |
|-------------|-----|----|-----|-----|-----|
| OHL Totals: | 234 | 35 | 120 | 155 | 165 |
| LV Totals: | 8 | 1 | 1 | 2 | 2 |
| AHL Totals: | 187 | 18 | 67 | 85 | 105 |
| NHL Totals: | 46 | 1 | 3 | 4 | 18 |
| Pro Totals: | 233 | 19 | 70 | 89 | 123 |

Last AHL....

GOAL: 10/11/19 vs. WBS
ASSIST: 10/25/19 at CHA
MULTI-GOAL GM: n/a
MULTI-PT GM: 12/29/18 vs BRI (1g, 1a)

2019-20 Notables


CAREER NOTES

- Scored his first goal in a Wolf Pack uniform, and added an assist for his first Wolf Pack multiple-point game, in 6-4 win 3/18/18 vs. Rochester
- Traded to the New York Rangers from Colorado in exchange for Ryan Graves on February 26, 2018
- Netted first career NHL goal for Colorado 3/1/16 at Minnesota
- Notched his first career NHL point with an assist 1/16/16 at Columbus
- Made NHL debut for Colorado Avalanche January 14, 2016 vs. New Jersey, after recall from San Antonio
- Had goals in 3 straight games (3-1-4) for San Antonio 1/3/16 - 1/9/16. as part of 5-game point-scoring streak (3-3-6). 12/29/15 - 1/9/16



29

KURTIS GABRIEL



RIGHT WING

2010-11 OHL Championship

Ht: 6'4 Wt: 200 Age: 26 Shoots: Right DOB: 4/20/1993 Place: Newmarket, Ontario
 Drafted: 3rd Rd (#81) by Minnesota Wild in 2013 Pro Season: 6th Season w/ LV: 1st
 Acquired: Signed one-year, two-way contract with the Flyers on July 1, 2019

Single Game AHL Season Highs

GOALS: 1 (10/11/19 vs. WBS)
ASSISTS: 1 (10/12/19 vs HER)
POINTS: 1 - 2x (10/12/19 vs HER)
PIMS: 15 (12/7/19 vs. HER)

Single Game AHL Career Highs

GOALS: 2 (2/15/15 vs OKC)
ASSISTS: 2 - 2x (12/22/18 vs. UTI)
POINTS: 2 - 6x (3/4/18 vs. MB)
PIMS: 20 (10/30/15 vs RFD)

Career AHL Highs

GOAL STREAK: 2 - 3x (12/31 - 1/16/17)
POINTS STREAK: 2 - 8x (10/11 - Current)

| Season | Team | League | --- Regular Season --- | | | | | | --- Playoffs --- | | | | |
|----------------|--------------------------|------------|------------------------|----------|----------|----------|-----------|----------|------------------|----------|----------|----------|----------|
| | | | GP | G | A | PTS | PIM | +/- | GP | G | A | PTS | PIM |
| 2010-11 | Owen Sound Attack | OHL | 40 | 1 | 3 | 4 | 20 | -2 | | | | | |
| 2011-12 | Owen Sound Attack | OHL | 65 | 4 | 13 | 17 | 72 | 4 | 4 | 0 | 0 | 0 | 0 |
| 2012-13 | Owen Sound Attack | OHL | 67 | 13 | 15 | 28 | 100 | 14 | 12 | 3 | 2 | 5 | 34 |
| 2013-14 | Owen Sound Attack | OHL | 60 | 16 | 35 | 51 | 99 | 3 | 5 | 0 | 1 | 1 | 22 |
| 2013-14 | Iowa Wild | AHL | 8 | 2 | 2 | 4 | 15 | -2 | | | | | |
| 2014-15 | Iowa Wild | AHL | 67 | 7 | 9 | 16 | 125 | -17 | | | | | |
| 2015-16 | Iowa Wild | AHL | 66 | 6 | 4 | 10 | 137 | -10 | | | | | |
| 2015-16 | Minnesota Wild | NHL | 3 | 0 | 0 | 0 | 10 | 1 | 4 | 0 | 0 | 0 | 0 |
| 2016-17 | Iowa Wild | AHL | 49 | 8 | 2 | 10 | 68 | -4 | | | | | |
| 2016-17 | Minnesota Wild | NHL | 13 | 0 | 1 | 1 | 29 | 0 | | | | | |
| 2017-18 | Iowa Wild | AHL | 42 | 3 | 5 | 8 | 43 | 2 | | | | | |
| 2018-19 | Binghamton Devils | AHL | 32 | 2 | 4 | 6 | 28 | -1 | | | | | |
| 2018-19 | New Jersey Devils | NHL | 22 | 2 | 2 | 4 | 59 | 0 | | | | | |
| 2019-20 | Lehigh Valley Phantoms | AHL | 25 | 1 | 1 | 2 | 44 | -2 | | | | | |

| | | | | | | | | |
|--------------------|-------------|-----|----|----|-----|-----|---------------------|--|
| Milestones: | OHL Totals: | 232 | 34 | 66 | 100 | 291 | Last AHL.... | |
| | LV Totals: | 25 | 1 | 1 | 2 | 44 | | GOAL: 10/11/19 vs. WBS |
| | AHL Totals: | 289 | 29 | 27 | 56 | 460 | | ASSIST: 10/12/19 vs HER |
| | NHL Totals: | 38 | 2 | 3 | 5 | 98 | | MULTI-GOAL GM: 2/15/15 vs OKC |
| | Pro Totals: | 327 | 31 | 30 | 61 | 558 | | MULTI-PT GM: 3/4/18 vs. MB (2a) |

2019-20 Notables

CAREER NOTES

- Iowa Wild's all-time leader in penalty minutes and ranks in the top ten for games played
- Picked up his first NHL point with an assist at Toronto on Dec. 7, 2016 -- a 3-2 Wild win
- Named Iowa's 2015-16 IOA/Specialty AHL Man of the Year for exceptional community service
- Posted a career high and set an Iowa Wild single season record for most penalty minutes with 137
- Made his NHL debut for Minnesota versus Winnipeg on Nov.10, 2015, picking up five penalty minutes for fighting Chris Thorburn
- Recorded his first Gordie Howe Hat Trick in a 4-3 overtime loss at Oklahoma City on Apr. 18, 2014
- Scored his first AHL goal and added an assist on Apr. 16, 2014 vs. Chicago
- Turned pro at the completion of his junior season, making his AHL debut on April 4, 2014 at Milwaukee
- Won 2010-11 OHL Championship



39

NATE PROSSER



DEFENSE

Ht: 6'2 Wt: 201 Age: 33 Shoots: Right DOB: 5/7/1986 Place: Elk River, Minnesota
 Drafted: Undrafted Pro Season: 10th Season w/ LV: 3rd
 Acquired: Signed two-year, two-way contract with the Flyers on July 1, 2019

Single Game AHL Season Highs

GOALS:
ASSISTS: 1 (11/20/19 vs CHA)
POINTS: 1 (11/20/19 vs CHA)
PIMS: 17 (11/6/19 vs WBS)

Single Game AHL Career Highs

GOALS: 3 - 3x (2/19/17 vs. UTI)
ASSISTS: 2 - 3x (4/13/19 vs RFD)
POINTS: 2 - 4x (4/13/19 vs RFD)
PIMS: 17 (11/6/19 vs WBS)

Career AHL Highs

GOAL STREAK: 2 - 2x (2/9 - 2/11/11)
POINTS STREAK: 3 - 2x (2/19 - 2/25/11)

| Season | Team | League | --- Regular Season --- | | | | | | --- Playoffs --- | | | | |
|----------------|------------------------|------------|------------------------|----------|-----------|-----------|-----------|------------|------------------|----------|----------|----------|-----------|
| | | | GP | G | A | PTS | PIM | +/- | GP | G | A | PTS | PIM |
| 2003-04 | Sioux Falls Stampede | USHL | 32 | 0 | 7 | 7 | 35 | -6 | | | | | |
| 2004-05 | Sioux Falls Stampede | USHL | 60 | 4 | 20 | 24 | 97 | 6 | | | | | |
| 2005-06 | Sioux Falls Stampede | USHL | 58 | 3 | 27 | 30 | 100 | 24 | 14 | 0 | 5 | 5 | 16 |
| 2006-07 | Colorado College | NCAA | 21 | 0 | 3 | 3 | 8 | | | | | | |
| 2007-08 | Colorado College | NCAA | 39 | 3 | 17 | 20 | 51 | | | | | | |
| 2008-09 | Colorado College | NCAA | 38 | 5 | 8 | 13 | 61 | | | | | | |
| 2009-10 | Colorado College | NCAA | 39 | 4 | 24 | 28 | 58 | | | | | | |
| 2009-10 | Minnesota Wild | NHL | 3 | 0 | 1 | 1 | 8 | 2 | | | | | |
| 2010-11 | Houston Aeros | AHL | 73 | 8 | 19 | 27 | 31 | 12 | 24 | 2 | 2 | 4 | 16 |
| 2010-11 | Minnesota Wild | NHL | 2 | 0 | 0 | 0 | 0 | 0 | | | | | |
| 2011-12 | Houston Aeros | AHL | 23 | 0 | 4 | 4 | 10 | 9 | 2 | 1 | 0 | 1 | 2 |
| 2011-12 | Minnesota Wild | NHL | 51 | 1 | 11 | 12 | 57 | -17 | | | | | |
| 2012-13 | Minnesota Wild | NHL | 17 | 0 | 0 | 0 | 4 | 4 | | | | | |
| 2013-14 | Minnesota Wild | NHL | 53 | 2 | 6 | 8 | 58 | 2 | 10 | 0 | 0 | 0 | 12 |
| 2014-15 | Minnesota Wild | NHL | 63 | 2 | 5 | 7 | 32 | -1 | 1 | 0 | 0 | 0 | 2 |
| 2015-16 | Minnesota Wild | NHL | 54 | 0 | 3 | 3 | 39 | 1 | 6 | 0 | 1 | 1 | 0 |
| 2016-17 | Minnesota Wild | NHL | 39 | 2 | 5 | 7 | 12 | 0 | 3 | 0 | 1 | 1 | 2 |
| 2017-18 | St. Louis Blues | NHL | 1 | 0 | 0 | 0 | 0 | 0 | | | | | |
| 2017-18 | Minnesota Wild | NHL | 56 | 3 | 6 | 9 | 19 | 8 | 5 | 0 | 1 | 1 | 14 |
| 2018-19 | Minnesota Wild | NHL | 15 | 0 | 0 | 0 | 2 | 1 | | | | | |
| 2018-19 | Iowa Wild | AHL | 31 | 1 | 7 | 8 | 20 | -1 | 11 | 0 | 1 | 1 | 4 |
| 2018-19 | Lehigh Valley Phantoms | AHL | 23 | 0 | 1 | 1 | 25 | -9 | | | | | |

Milestones:

| | | | | | |
|--------------------|------------|-----------|-----------|-----------|------------|
| USHL Totals: | 150 | 7 | 54 | 61 | 232 |
| NCAA Totals: | 137 | 12 | 52 | 64 | 178 |
| LV Totals: | 23 | 0 | 1 | 1 | 25 |
| AHL Totals | 150 | 9 | 31 | 40 | 86 |
| NHL Totals | 354 | 10 | 37 | 47 | 231 |
| Pro Totals: | 504 | 19 | 68 | 87 | 317 |

Last AHL....

GOAL: 3/22/19 vs STK
ASSIST: 11/20/19 vs CHA
MULTI-GOAL GM: 3/21/17 vs STJ
MULTI-PT GM: 4/13/19 vs RFD (2a)

2019-20 Notables

- Played 500th professional game on November 29, 2019 against WBS Penguins
- Named Phantoms Co-Captain on October 4, 2019 (with Andreoff and O'Reilly)

CAREER NOTES

- Set a career-high in goals (3) in 2017-18 season with Minnesota
- Skated in his 300th NHL game on Jan. 6, 2018 at Colorado
- Claimed off waivers by Minnesota from St. Louis on Nov. 30, 2017
- Signed a two-year, two-way contract with St. Louis on Aug. 3, 2017
- Nominated by Minnesota for the 2016 Bill Masterson Memorial Trophy
- Set career-high in games played (63) in 2014-15 with Minnesota
- Became first Minnesota defenseman to record back to back game-winning goals on Jan. 14-16, 2014
- Scored first career NHL goal on Feb. 7, 2012 at Columbus
- Recorded his first NHL point (an assist) in his NHL debut on April 5, 2010 vs. Edmonton
- Finished second in scoring among all WCHA defenseman in 2009-10 with Colorado College
- Named 2010 WCHA Second Team All-Star
- Won 2005-06 Anderson Cup with Sioux Falls



43

T.J. BRENNAN



DEFENSE

5-Time AHL All-Star (2014-2018)

Ht: 6'1 Wt: 223 Age: 30 Shoots: Left DOB: 4/3/1989 Place: Moorestown, New Jersey
 Drafted: 2nd Rd (#31) by Buffalo Sabres in 2007 Pro Season: 11th Season w/ LV: 4th
 Acquired: Signed two-year, two-way contract with the Flyers on March 6, 2018

Single Game AHL Season Highs

GOALS: 1 (11/29/19 vs. WBS)
ASSISTS: 2 - 2x (11/6/19 vs WBS)
POINTS: 2 - 3x (11/29/19 vs. WBS)
PIMS: 7 (11/13/19 vs SPR)

Single Game AHL Career Highs

GOALS: 3 - 3x (2/19/17 vs. UTI)
ASSISTS: 4 (12/26/12 vs. LE)
POINTS: 5 - 2x (2/27/16 vs. RCH)
PIMS: 20 - 2x (10/14/17 vs. WBS)

Career AHL Highs

GOAL STREAK: 3 - 6x (12/10 - 12/16/16)
POINTS STREAK: 7 - 2x (4/7 - 4/19/15)

| Season | Team | League | --- Regular Season --- | | | | | | --- Playoffs --- | | | | |
|----------------|----------------------------|------------|------------------------|----------|----------|----------|----------|-----------|------------------|---|---|-----|-----|
| | | | GP | G | A | PTS | PIM | +/- | GP | G | A | PTS | PIM |
| 2006-07 | St. John's Fog Devils | QMJHL | 68 | 16 | 25 | 41 | 79 | -8 | 4 | 1 | 1 | 2 | 4 |
| 2007-08 | St. John's Fog Devils | QMJHL | 65 | 16 | 25 | 41 | 92 | -15 | 6 | 2 | 4 | 6 | 12 |
| 2008-09 | Montreal Juniors | QMJHL | 59 | 5 | 29 | 34 | 63 | -1 | 10 | 4 | 8 | 12 | 34 |
| 2009-10 | Portland Pirates | AHL | 65 | 6 | 17 | 23 | 64 | 2 | 4 | 0 | 1 | 1 | 2 |
| 2010-11 | Portland Pirates | AHL | 72 | 15 | 24 | 39 | 49 | 7 | 4 | 0 | 1 | 1 | 6 |
| 2011-12 | Rochester Americans | AHL | 52 | 16 | 14 | 30 | 39 | 5 | 3 | 2 | 0 | 2 | 6 |
| 2011-12 | Buffalo Sabres | NHL | 11 | 1 | 0 | 1 | 6 | 0 | | | | | |
| 2012-13 | Rochester Americans | AHL | 36 | 14 | 21 | 35 | 57 | -4 | | | | | |
| 2012-13 | Buffalo Sabres | NHL | 10 | 1 | 0 | 1 | 6 | -1 | | | | | |
| 2012-13 | Florida Panthers | NHL | 19 | 2 | 7 | 9 | 2 | -8 | | | | | |
| 2013-14 | Toronto Marlies | AHL | 76 | 25 | 47 | 72 | 115 | -10 | 14 | 6 | 8 | 14 | 10 |
| 2014-15 | Rockford IceHogs | AHL | 54 | 9 | 27 | 36 | 59 | 12 | | | | | |
| 2014-15 | Toronto Marlies | AHL | 19 | 3 | 13 | 16 | 12 | 5 | 5 | 3 | 4 | 7 | 12 |
| 2014-15 | Toronto Maple Leafs | NHL | 6 | 0 | 1 | 1 | 9 | -7 | | | | | |
| 2015-16 | Toronto Marlies | AHL | 69 | 25 | 43 | 68 | 53 | 34 | 15 | 5 | 4 | 9 | 14 |
| 2015-16 | Toronto Maple Leafs | NHL | 7 | 1 | 0 | 1 | 6 | -6 | | | | | |
| 2016-17 | Lehigh Valley Phantoms | AHL | 76 | 21 | 39 | 60 | 101 | -5 | 5 | 1 | 3 | 4 | 4 |
| 2017-18 | Lehigh Valley Phantoms | AHL | 63 | 14 | 31 | 45 | 75 | 11 | 13 | 1 | 5 | 6 | 12 |
| 2018-19 | Lehigh Valley Phantoms | AHL | 63 | 8 | 35 | 43 | 66 | -13 | | | | | |
| 2019-20 | Lehigh Valley Phantoms | AHL | 22 | 1 | 6 | 7 | 27 | 1 | | | | | |

Milestones:

| | | | | | | | |
|--------------------|------------|------------|------------|------------|------------|--|---|
| QMJHL Totals: | 192 | 37 | 79 | 116 | 234 | | Last AHL.... |
| LV Totals: | 224 | 44 | 111 | 155 | 269 | | GOAL: 11/29/19 vs. WBS |
| AHL Totals | 667 | 157 | 317 | 474 | 717 | | ASSIST: 11/29/19 vs. WBS |
| NHL Totals | 53 | 5 | 8 | 13 | 29 | | MULTI-GOAL GM: 3/21/17 vs STJ |
| Pro Totals: | 720 | 162 | 325 | 487 | 746 | | MULTI-PT GM: 11/29/19 vs. WBS (1g, 1a) |

2018-19 Notables

- 157 career goals is 2nd most of any AHL defenseman trailing only legendary former Phantom John Slaney who had 166.
- Played 700th pro game on October 11, 2019 against WBS Penguins


CAREER NOTES

- Signed multi-year contract extension with Philadelphia Flyers on March 6, 2018
- Became first defenseman in AHL history with eight 10-goal seasons with goal in 3-2 win vs. Charlotte on February 2, 2018
- Became 10th defenseman in AHL history to amass 400 total points with goal in 3-1 win vs. Charlotte on December 29, 2017
- Led Phantoms in scoring during 2016-17 with 60 points (21G, 39A). Third time Brennan has led team in scoring (2016-17, 2015-16, 2013-14)
- Named to AHL First All-Star Team three times (2013-14, 2015-16, 2016-17). Named to Second All-Star Team during 2017-18
- Led AHL defenders in goals and points three times (2013-14, 2015-16, 2016-17)
- Moved into sole possession of 2nd place all-time among AHL defensemen (130 goals) with 3 goals in 7-4 win at Utica on February 19, 2017
- Named to AHL All-Star Classic 5 times (2014, 2015, 2016, 2017, 2018)
- Signed multi-year contract with Philadelphia Flyers on July 5, 2016
- Led AHL defensemen in goals (25), points (68) and power play goals (9) during 2015-16. Finished 2nd with 38 assists and 3rd with +34 rating
- Two-time Eddie Shore Award recipient (AHL's best defenseman) (2013-14, 2015-16)
- Teammates with Phil Varone during 2011-12 and 2012-13 seasons (Rochester)
- 53 career NHL games (Buffalo, Toronto) (5 goals, 8 assists, 13 points, 29 penalty minutes)
- First NHL Goal: November 23, 2011, Toronto vs. Boston (NHL debut)
- First Pro Goal: January 12, 2010, Portland vs. Lowell
- Pro Debut: October 9, 2009, Portland at Albany
- Raymond Lagace Trophy winner (QMJHL defensive rookie of the year) (2006-07) (68 games, 16 goals, 25 assists, 41 points)



44

REECE WILLCOX



DEFENSE

Ht: 6'4 **Wt:** 205 **Age:** 25 **Shoots:** Right **DOB:** 3/20/1994 **Place:** Surrey, British Columbia
Drafted: 5th Rd (#141) by Philadelphia Flyers in 2012 **Pro Season:** 4th **Season w/ LV:** 4th
Acquired: Signed two-year, two-way contract with the Flyers on July 12, 2018

Single Game AHL Season Highs

GOALS:**ASSISTS:** 1 - 3x (11/29/19 vs. WBS)**POINTS:** 1 - 3x (11/29/19 vs. WBS)**PIMS:** 2 - 2x (11/9/19 vs HER)

Single Game AHL Career Highs

GOALS: 1 - 10x (3/16/19 vs TOR)**ASSISTS:** 2 - 5x (2/1/19 vs. BRI)**POINTS:** 3 - 2x (4/13/18 vs. BRI)**PIMS:** 5 (3/2/19 vs UTI)

Career AHL Highs

GOAL STREAK: n/a**POINTS STREAK:** 3 (11/11 - 11/23/16)

| Season | Team | League | --- Regular Season --- | | | | | | --- Playoffs --- | | | | |
|---------|------------------------|--------|------------------------|---|----|-----|-----|-----|------------------|---|---|-----|-----|
| | | | GP | G | A | PTS | PIM | +/- | GP | G | A | PTS | PIM |
| 2010-11 | Merritt Centennials | BCHL | 53 | 5 | 9 | 14 | 16 | | 4 | 1 | 2 | 3 | 0 |
| 2011-12 | Merritt Centennials | BCHL | 52 | 5 | 18 | 23 | 26 | | 9 | 2 | 2 | 4 | 6 |
| 2012-13 | Cornell University | ECAC | 34 | 0 | 5 | 5 | 8 | | | | | | |
| 2013-14 | Cornell University | ECAC | 32 | 2 | 5 | 7 | 10 | | | | | | |
| 2014-15 | Cornell University | ECAC | 21 | 1 | 3 | 4 | 10 | 2 | | | | | |
| 2015-16 | Cornell University | ECAC | 33 | 2 | 11 | 13 | 2 | -1 | | | | | |
| 2015-16 | Lehigh Valley Phantoms | AHL | 6 | 1 | 2 | 3 | 8 | 2 | | | | | |
| 2016-17 | Lehigh Valley Phantoms | AHL | 48 | 3 | 4 | 7 | 12 | -3 | | | | | |
| 2016-17 | Reading Royals | ECHL | 5 | 1 | 1 | 2 | 0 | -1 | 1 | 0 | 0 | 0 | 0 |
| 2017-18 | Lehigh Valley Phantoms | AHL | 57 | 3 | 12 | 15 | 24 | 2 | 13 | 0 | 1 | 1 | 4 |
| 2018-19 | Lehigh Valley Phantoms | AHL | 65 | 3 | 17 | 20 | 25 | -15 | | | | | |
| 2019-20 | Lehigh Valley Phantoms | AHL | 20 | 0 | 3 | 3 | 4 | -2 | | | | | |

Milestones:

| | | | | | |
|----------------------|------------|-----------|-----------|-----------|-----------|
| OHL Totals: | 105 | 10 | 27 | 37 | 42 |
| NCAA Totals: | 120 | 5 | 24 | 29 | 30 |
| ECHL Totals: | 5 | 1 | 1 | 2 | 0 |
| AHL/LV Totals | 196 | 10 | 38 | 48 | 73 |
| Pro Totals: | 201 | 11 | 39 | 50 | 73 |

Last AHL....

GOAL: 3/16/19 vs TOR**ASSIST:** 11/29/19 vs. WBS**MULTI-GOAL GM:** n/a**MULTI-PT GM:** 2/1/19 vs. BRI (2a)

2019-20 Notables

-- Played in 200th pro game on December 6, 2019 against Hershey


CAREER NOTES

- Recorded career-high three points (goal, 2 assists) in 7-2 win vs. Hershey on October 7, 2017
- First Pro Goal: April 2, 2016, Lehigh Valley at St. John's (second professional game)
- Pro Debut: April 1, 2016, Lehigh Valley at St. John's
- Signed entry-level contract with Philadelphia Flyers beginning with 2016-17 season on March 21, 2016
- Set career highs in assists (11) and points (13) during senior season at Cornell
- Four-year career at Cornell University (2012-16): 120 games, 5 goals, 24 assists, 29 points, 30 penalty minutes



49

PASCAL LABERGE



FORWARD

Ht: 6'1 **Wt:** 188 **Age:** 21 **Shoots:** Right **DOB:** 4/9/1998 **Place:** Chateauguy, Quebec
Drafted: 2nd Rd (#36) by Philadelphia Flyers in 2016 **Pro Season:** 2nd **Season w/ LV:** 2nd
Acquired: Signed three-year, entry-level contract with the Flyers on July 14, 2016

Single Game AHL Season Highs

GOALS: 1 - 3x (11/29/19 vs. WBS)
ASSISTS: 1 (11/29/19 vs. WBS)
POINTS: 2 (11/29/19 vs. WBS)
PIMS: 2 - 2x (12/4/19 at SPR)

Single Game AHL Career Highs

GOALS: 3 (3/27/19 vs ROC)
ASSISTS: 1 - 2x (11/29/19 vs. WBS)
POINTS: 4 (3/27/19 vs ROC)
PIMS: 2 - 8x (12/4/19 at SPR)

Career AHL Highs

GOAL STREAK: n/a
POINTS STREAK: n/a

| Season | Team | League | --- Regular Season --- | | | | | | --- Playoffs --- | | | | |
|---------|------------------------|--------|------------------------|----|----|-----|-----|-----|------------------|---|---|-----|-----|
| | | | GP | G | A | PTS | PIM | +/- | GP | G | A | PTS | PIM |
| 2014-15 | Gatineau Olympiques | QMJHL | 27 | 4 | 6 | 10 | 4 | -6 | | | | | |
| 2014-15 | Victoriaville Tigres | QMJHL | 31 | 6 | 15 | 21 | 24 | -3 | 2 | 0 | 0 | 0 | 4 |
| 2015-16 | Victoriaville Tigres | QMJHL | 56 | 23 | 45 | 68 | 64 | -3 | 5 | 3 | 2 | 5 | 6 |
| 2016-17 | Victoriaville Tigres | QMJHL | 46 | 12 | 20 | 32 | 35 | -11 | 4 | 2 | 0 | 2 | 4 |
| 2017-18 | Victoriaville Tigres | QMJHL | 31 | 6 | 14 | 20 | 34 | 4 | | | | | |
| 2017-18 | Quebec Remparts | QMJHL | 33 | 11 | 16 | 27 | 33 | -3 | 7 | 2 | 3 | 5 | 10 |
| 2017-18 | Lehigh Valley Phantoms | AHL | 2 | 0 | 0 | 0 | 0 | 0 | | | | | |
| 2018-19 | Lehigh Valley Phantoms | AHL | 15 | 5 | 1 | 6 | 14 | 2 | | | | | |
| 2019-20 | Reading Royals | ECHL | 14 | 3 | 3 | 6 | 4 | 1 | | | | | |
| 2019-20 | Lehigh Valley Phantoms | AHL | 7 | 3 | 1 | 4 | 4 | 6 | | | | | |

Milestones:

| | | | | | |
|-----------------------|-----------|-----------|----------|-----------|-----------|
| QMJHL Totals: | 224 | 62 | 116 | 178 | 194 |
| ECHL Totals: | 14 | 3 | 3 | 6 | 4 |
| AHL/LV Totals: | 24 | 8 | 2 | 10 | 18 |
| Pro Totals: | 38 | 11 | 5 | 16 | 22 |

Last AHL....

GOAL: 11/29/19 vs. WBS
ASSIST: 11/29/19 vs. WBS
MULTI-GOAL GM: 3/27/19 vs ROC
MULTI-PT GM: 11/29/19 vs. WBS (1g, 1a)

2019-20 Notables

- Scored goal 3:37 into his season debut for Lehigh Valley on November 20 against the Charlotte Checkers
- Reassigned to Reading Royals (ECHL) on Oct 7, 2019. Recalled by Phantoms on November 19.


CAREER NOTES

- Missed 61 games during 2018-19 season with injury
- Notched first career multi-point game, multi-goal game, pro hat trick, and overtime winner with 3 goals and 1 assist on March 27, 2019 in Rochester
- Made 2018-19 season debut on February 23, 2019 in Charlotte
- Activated from IR on February 14, 2019 after having hip surgery prior to the season
- Made pro debut on April 13, 2018 against the Bridgeport Sound Tigers



51

KYLE CRISCUOLO



FORWARD

2016-17 Calder Cup Champion (Grand Rapids)

Ht: 5'9 Wt: 178 Age: 27 Shoots: Right DOB: 5/5/1992 Place: Southampton, New Jersey
 Drafted: Undrafted Pro Season: 4th Season w/ LV: 1st
 Acquired: Signed one-year, two-way contract with the Flyers on July 1, 2019

Single Game AHL Season Highs

GOALS: 2 (11/6/19 vs WBS)
ASSISTS: 1 - 3x (11/6/19 vs WBS)
POINTS: 3 (11/6/19 vs WBS)
PIMS: 2 - 3x (11/2/19 vs BRI)

Single Game AHL Career Highs

GOALS: 2 - 4x (11/6/19 vs WBS)
ASSISTS: 3 (3/24/17 vs. RFD)
POINTS: 4 (2/16/18 vs. WBS)
PIMS: 4 - 3x (1/15/18 vs UTI)

Career AHL Highs

GOAL STREAK: 3 (12/3 - 12/7/16)
POINTS STREAK: 5 (10/25 - 11/3/17)

| Season | Team | League | --- Regular Season --- | | | | | | --- Playoffs --- | | | | |
|----------------|------------------------|------------|------------------------|----------|----------|----------|----------|-----------|------------------|---|---|-----|-----|
| | | | GP | G | A | PTS | PIM | +/- | GP | G | A | PTS | PIM |
| 2012-13 | Harvard University | ECAC | 22 | 6 | 7 | 13 | 4 | | 1 | 0 | 1 | 1 | 0 |
| 2013-14 | Harvard University | ECAC | 31 | 11 | 9 | 20 | 22 | | | | | | |
| 2014-15 | Harvard University | ECAC | 37 | 17 | 31 | 48 | 12 | 25 | | | | | |
| 2015-16 | Harvard University | ECAC | 34 | 19 | 13 | 32 | 8 | 10 | | | | | |
| 2015-16 | Grand Rapids Griffins | AHL | 4 | 0 | 0 | 0 | 0 | 2 | | | | | |
| 2016-17 | Grand Rapids Griffins | AHL | 76 | 17 | 24 | 41 | 14 | 15 | 19 | 5 | 4 | 9 | 14 |
| 2017-18 | Rochester Americans | AHL | 51 | 15 | 19 | 34 | 34 | 2 | 3 | 1 | 0 | 1 | 2 |
| 2017-18 | Buffalo Sabres | NHL | 9 | 0 | 0 | 0 | 4 | -4 | | | | | |
| 2018-19 | Rochester Americans | AHL | 43 | 6 | 14 | 20 | 14 | 0 | 3 | 0 | 0 | 0 | 0 |
| 2019-20 | Lehigh Valley Phantoms | AHL | 17 | 4 | 3 | 7 | 6 | 3 | | | | | |

Milestones:

| | | | | | |
|--------------------|------------|-----------|-----------|------------|-----------|
| NCAA Totals: | 124 | 53 | 60 | 113 | 46 |
| LV Totals: | 17 | 4 | 3 | 7 | 6 |
| AHL Totals: | 191 | 42 | 60 | 102 | 68 |
| NHL Totals | 9 | 0 | 0 | 0 | 4 |
| Pro Totals: | 200 | 42 | 60 | 102 | 72 |

Last AHL....

GOAL: 11/10/19 vs HER
ASSIST: 11/6/19 vs WBS
MULTI-GOAL GM: 11/6/19 vs WBS
MULTI-PT GM: 11/6/19 vs WBS (2g, 1a)

2019-20 Notables

- Played 200th Pro Game on December 7, 2019 at Hershey
- Notched 100th Pro Point in 3-point game on November 6 against WVVS (2g, 1a)

CAREER NOTES

- Made his NHL debut for the Buffalo Sabres on November 17, 2017 at Detroit Red Wings
- Won the 2016-17 Calder Cup with Grand Rapids Griffins
- Made his professional debut for Grand Rapids at Toronto on 4/2/16 after finishing his college career
- Accolades for his senior season included: Hobey Baker award nominee, ECAC Second Team All-League selection, ECAC Student-Athlete of the Year, finalist for the Hockey Humanitarian Award and the Senior CLASS Award and semifinalist for the Walter Brown Award
- Served as a two-time captain for the Crimson, becoming the fourth multi-year captain in the team's history and the first in nearly 70 years
- Named the ECAC Student-Athlete of the Year in 2014-15 and was an ECAC Second Team All-League selection
- Recorded at least a point in each of the first 10 games to open the 2014-15 season (5+8) from 11/01-11/29
- Played in 37 games in his junior season at Harvard, ranking second on the team with 48 points (17+31)
- Recorded 44 points (21+23) in 2011-12 for Sioux City and was named the team's Rookie of the Year

